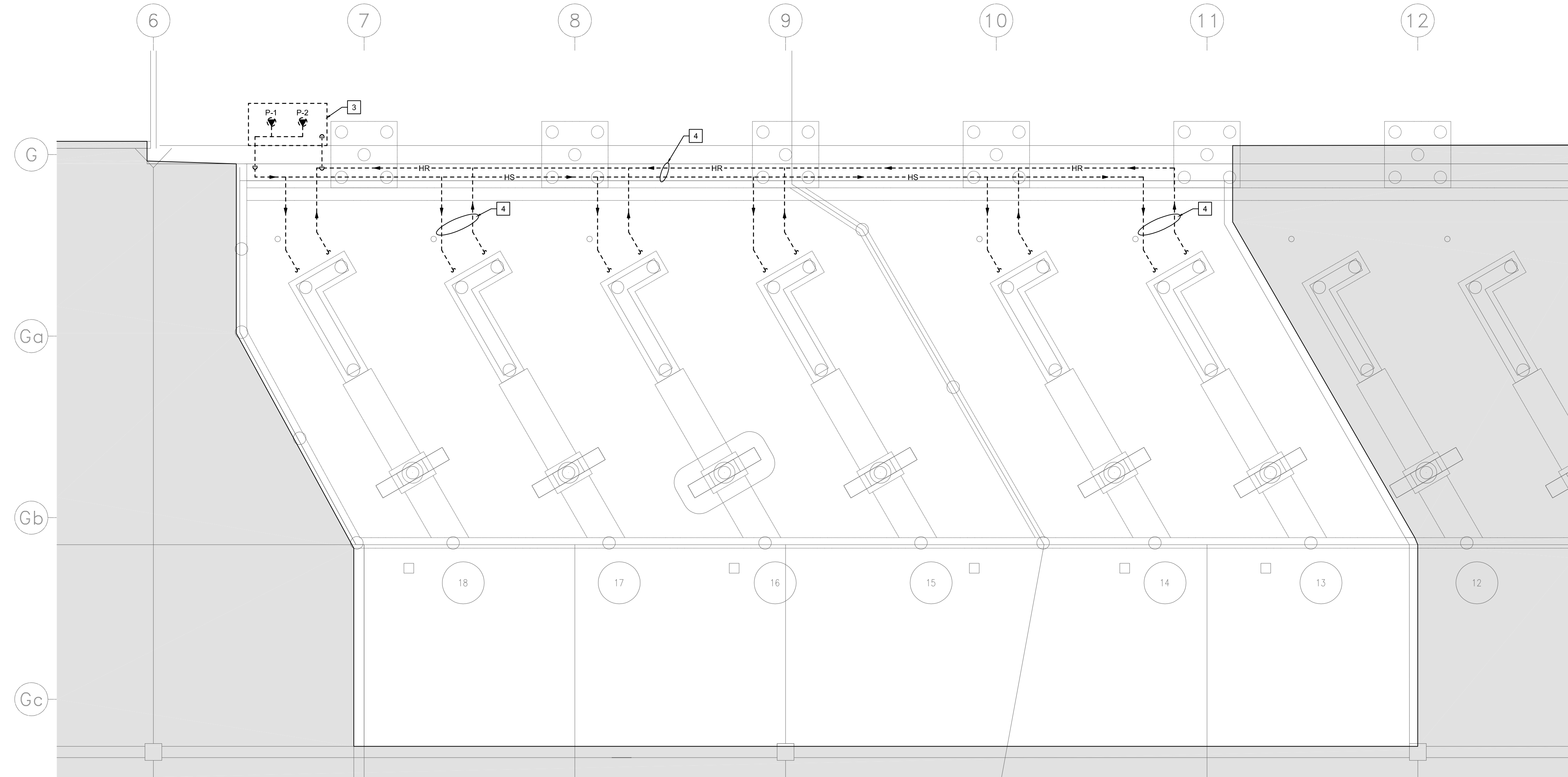


1 MAIN FLOOR PLAN - MECHANICAL - DEMOLITION
SCALE: 1:300



2 PARTIAL MAIN FLOOR PLAN - MECHANICAL - DEMOLITION
SCALE: 1:100

DEMOLITION KEY NOTES

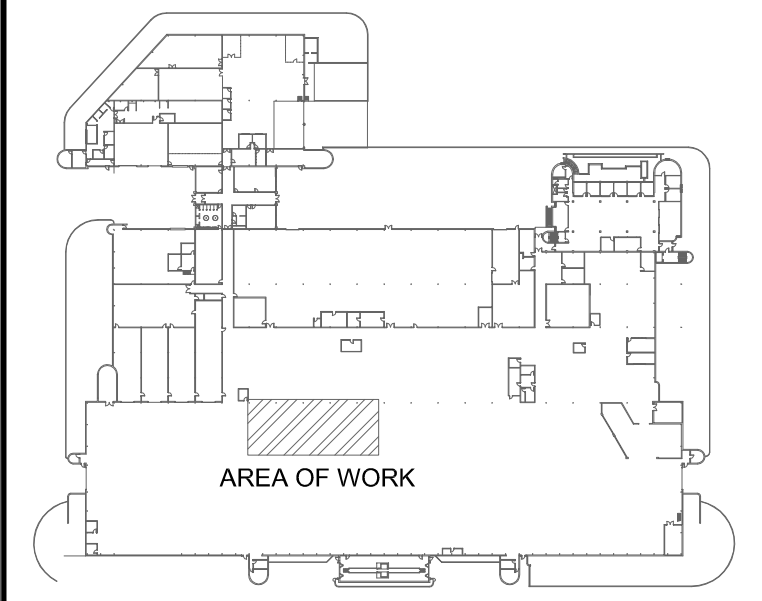
- EXISTING HOIST HYDRAULIC POWER PACKS AND ASSOCIATED IN GROUNDING TRENCH PIPING TO HOIST, REFER TO DETAIL 3M1.0 FOR INFORMATION ON WHICH POWER PACKS SERVE WHICH HOISTS.
- HYDRAULIC PIPING TRENCH FOR HOISTS.
- DEMO AND REMOVE EXISTING POWER PACK SERVING HOISTS 13-18.
- DEMO AND REMOVE EXISTING HYDRAULIC PIPING IN TRENCH AND TO HOISTS.

SYMBOL LEGEND

CA	COMPRESSED AIR
CP	CONTROL PANEL
F	FILTER/REGULATOR
— —	PIPE CAP
— —	SHUT-OFF VALVE
—HS—	HYDRAULIC SUPPLY
—HR—	HYDRAULIC RETURN
—G—	PRESSURE GAUGE
— —	UNION

Power Pack No.	Pump No.	Hoist Served
1	1	28,32,36
	2	37,33,29
	3	38,34,31
	4	39,35,30
2	1	26,22
	2	27,23,19
	3	24,20
	4	25,21
3	1	13-18
	2	13-18 (standby)
4	1	2,5,6,10
	2	3,7,9,11
	3	4,8,12
5	1	1


3 POWER PACK STATIONS
SCALE: NTS



KEYPLAN
SCALE: NTS

The General Contractor shall check & verify all dimensions and report any errors or omissions to the designers.

No.	Date	Issue/Revision	By
1	24/08/19	ISSUED FOR CONSTRUCTION	JH
0	19/08/19	ISSUED FOR BID	JH



Consultant
770 Bradford Street
Winnipeg, Canada
T 204 775 0291
SMSeng.com
18-435-01

300-275 Carlton Street
Winnipeg, Manitoba R3C 5R6
T 204-943-7501
F 204-943-7507

Crosier Kilgour & Partners Ltd.
CONSULTING STRUCTURAL ENGINEERS

Project
WINNIPEG TRANSIT GARAGE BUILDING
HOIST REPLACEMENT
421 OSBORNE STREET
WINNIPEG, MANITOBA

Sheet Title
MAIN FLOOR PLAN - MECHANICAL - DEMOLITION

File	2018-1170	Date	2019-06-10
Design	JH	Drawn	RNS

Revision	Sheet No.
1	M1.0