

1 M1.2 ROOF PLAN - TRACK 25-36 - PLUMBING - DEMOLITION (GRID LINES A-P)
SCALE: 1/16" = 1'-0"



2 M1.2 ROOF PLAN - TRACK 25-36 - PLUMBING - DEMOLITION (GRID LINES P-AA)
SCALE: 1/16" = 1'-0"

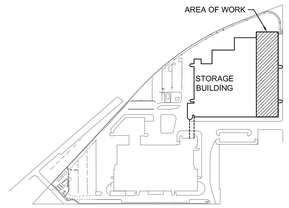

KEY PLAN
NTS

GENERAL NOTES

A. ALL ABANDONED EQUIPMENT AND SERVICES WITHIN AREA OF WORK SHALL BE REMOVED.

B. THIS BUILDING MAY CONTAIN ASBESTOS. REFER TO FRONT END SPECIFICATIONS FOR FURTHER INFORMATION.

C. REFER TO ROOF DETAILS AND SPECIFICATIONS FOR ALL NEW AND CAPPED OPENINGS.

D. PRIOR TO DEMOLISHING AND REMOVAL OF THE EXISTING EQUIPMENT. COORDINATE WITH THE CITY. RETURN EQUIPMENT TO THE CITY AS REQUESTED

DEMOLITION KEY NOTES

1. EXISTING ROOF DRAINS TO REMAIN.
2. DEMOLISH AND REMOVE NATURAL GAS VENT BACK TO ISOLATION VALVE. REPAIR AND SEAL PRV VENT ROOF OPENING (REFER TO STRUCTURAL AND ROOFING SPECIFICATION / DETAILS).
3. EXISTING SANITARY VENT THROUGH ROOF TO REMAIN.
4. DEMOLISH AND REMOVE EXISTING ROOF DRAIN. ENSURE ROOF DRAIN IS DISPOSED OF PROPERLY AS THEY ARE KNOW TO CONTAIN HAZARDOUS MATERIALS. REFER TO APPENDIX B AND C FOR FURTHER INFORMATION. REFER TO M2.2 FOR NEW CONSTRUCTION OF ROOF DRAIN.

NO.	Description	BY	DD/MM/YY
1	ISSUED FOR ADDENDUM 2	JH	07/02/20
0	ISSUED FOR CONSTRUCTION	JH	16/01/20

ENGINEERS GEOSCIENTISTS MANITOBA
Certificate of Authorization
SMS Engineering Ltd.
No. 166

ORIGINAL CONTRACT DRAWING SIGNED AND SEALED BY J.T. HORROCKS, P. ENG JAN. 16, 2020

770 Bradford Street
Winnipeg, Canada
T 204 775 0291
SMSeng.com
SMS ENGINEERING

Project Title
CITY OF WINNIPEG FORT ROUGE TRANSIT BASE - STORAGE TRACK 25-36 - MECHANICAL UPGRADE
WINNIPEG MANITOBA

Drawing Title
ROOF PLAN - TRACK 25-36 - PLUMBING - DEMOLITION

Drawn By	Checked By	Approved By
IE	XZ	JH
Scale	Date	Project No.
AS NOTED	JANUARY, 2020	19-332-02
Revision Number	Drawing Number	Sheet Order
1	M1.2	2 OF 14

FILE NAME AND PATH: C:\PROJECTS\2019\19-332 Transit Track 25-36 Mechanical Upgrades\3.0 Cadd_Revit\3.5 Mech\02 Conversion\19332_M1-2_PLX_R_Lang
LAYOUT: M1.2 LAST SAVED BY: IEMB DATE & TIME: Saturday, October 7, 2023 12:12:07 PM