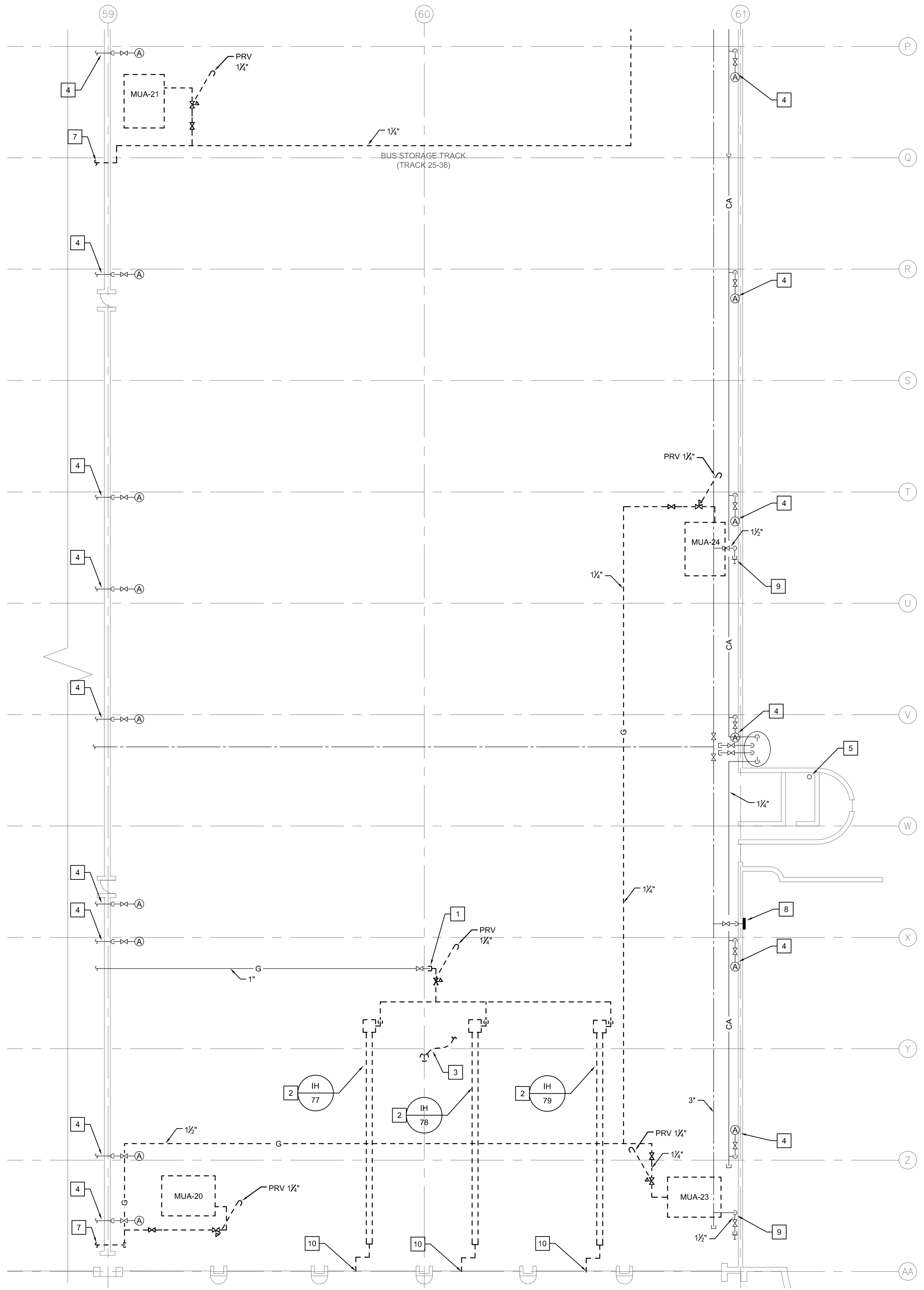
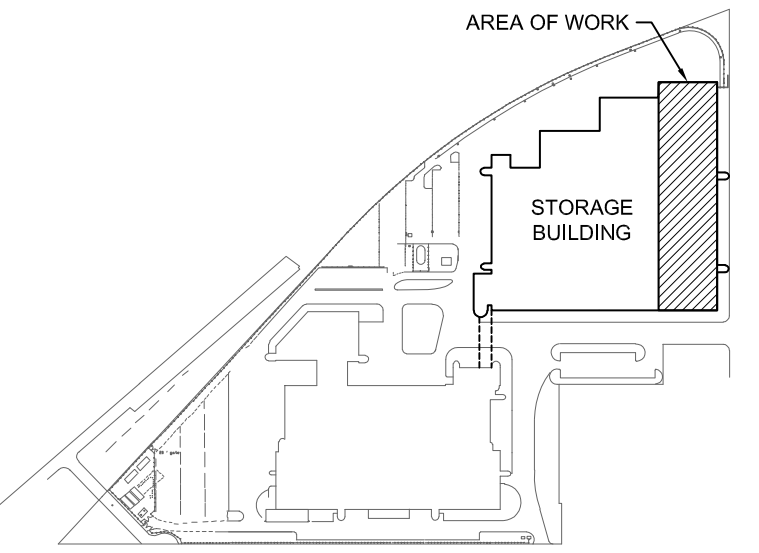


1 MAIN FLOOR PLAN - TRACK 25-36 - PLUMBING - DEMOLITION (GRID LINES A-P)
 M1.1 SCALE: 1/16" = 1'-0"



2 MAIN FLOOR PLAN - TRACK 25-36 - PLUMBING - DEMOLITION (GRID LINES P-AA)
 M1.1 SCALE: 1/16" = 1'-0"



GENERAL NOTES

- A. ALL ABANDONED EQUIPMENT AND SERVICES WITHIN AREA OF WORK SHALL BE REMOVED.
- B. THIS BUILDING MAY CONTAIN ASBESTOS. REFER TO FRONT END SPECIFICATIONS FOR FURTHER INFORMATION.
- C. PRIOR TO DEMOLISHING AND REMOVAL OF THE EXISTING EQUIPMENT, COORDINATE WITH THE CITY. RETURN EQUIPMENT TO THE CITY AS REQUESTED.

DEMOLITION KEY NOTES


- 1. DEMOLISH AND REMOVE NATURAL GAS PIPING AND VENT BACK TO ISOLATION VALVE AS SHOWN. REPAIR AND SEAL PRV VENT ROOF OPENING (REFER TO STRUCTURAL AND ROOFING SPECIFICATION / DETAILS).
- 2. DEMOLISH AND REMOVE EXISTING INFRARED HEATER AND ASSOCIATED CONTROLLER AND THERMOSTAT.
- 3. DEMOLISH AND REMOVE EXISTING THERMOSTAT SERVING INFRARED HEATERS.
- 4. EXISTING COMPRESSED AIR OUTLETS TO REMAIN.
- 5. EXISTING SANITARY DRAIN VENT THROUGH ROOF TO REMAIN.
- 6. EXISTING RAIN WATER LITRE TO REMAIN.
- 7. DEMOLISH AND REMOVE EXISTING NATURAL GAS PIPING. REFER TO M1.6 FOR CONTINUATION.
- 8. EXISTING WALL HYDRANT TO REMAIN.
- 9. EXISTING HOSE BIBB TO REMAIN.
- 10. VENT THROUGH WALL TO REMAIN. CAP AT INTERIOR SIDE OF WALL.

0	ISSUED FOR CONSTRUCTION	JH	16/01/20
NO.	Description	BY	DDMMYY

**ENGINEERS
 GEOSCIENTISTS
 MANITOBA**
**Certificate of Authorization
 SMS Engineering Ltd.
 No. 166**



770 Bradford Street
 Winnipeg, Canada
 T 204 775 0291
 SMSeng.com



Project Title
**CITY OF WINNIPEG FORT ROUGE
 TRANSIT BASE - STORAGE
 TRACK 25-36 - MECHANICAL
 UPGRADE**
 WINNIPEG MANITOBA

Drawing Title
**MAIN FLOOR PLAN -
 TRACK 25-36 -
 PLUMBING -
 DEMOLITION**

Drawn By IE	Checked By XZ	Approved By JH
Scale AS NOTED	Date JANUARY, 2020	Project No. 19-332-02
Revision Number 0	Drawing Number M1.1	Sheet Order 1 OF 14

FILE NAME AND PATH: C:\PROJETS\2019\19-332 - Transit Base - Mechanical Upgrade\3.0 Civil - Revit\3.3 Model\20 - Command\19-332_A11_P11_P12_L1.dwg
 LAYOUT: A1.1
 LAST SAVED BY: JH
 LAST FILED: Monday, October 7, 2019 12:27 PM