


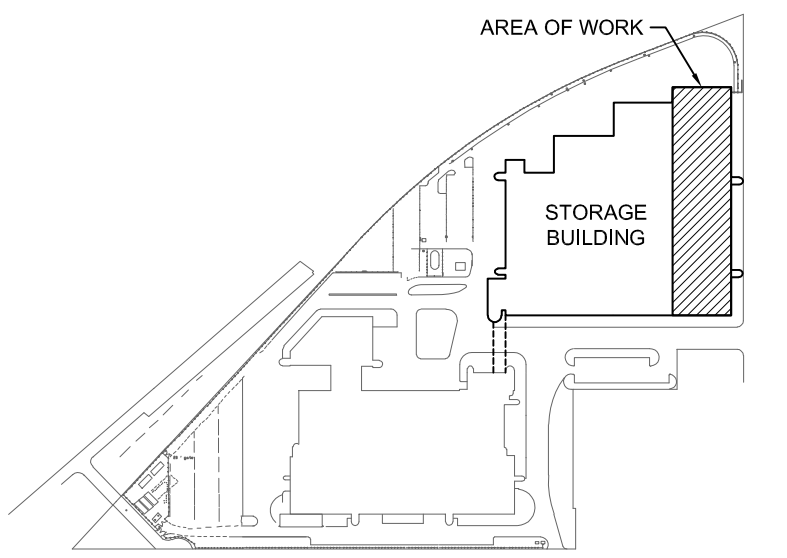
1
M1.2
SCALE: 1/16" = 1'-0"

ROOF PLAN - TRACK 25-36 - PLUMBING - DEMOLITION (GRID LINES A-P)



2
M1.2
SCALE: 1/16" = 1'-0"

ROOF PLAN - TRACK 25-36 - PLUMBING - DEMOLITION (GRID LINES P-AA)



GENERAL NOTES

- A. ALL ABANDONED EQUIPMENT AND SERVICES WITHIN AREA OF WORK SHALL BE REMOVED.
- B. THIS BUILDING MAY CONTAIN ASBESTOS. REFER TO FRONT END SPECIFICATIONS FOR FURTHER INFORMATION.
- C. REFER TO ROOF DETAILS AND SPECIFICATIONS FOR ALL NEW AND CAPPED OPENINGS.
- D. PRIOR TO DEMOLISHING AND REMOVAL OF THE EXISTING EQUIPMENT, COORDINATE WITH THE CITY. RETURN EQUIPMENT TO THE CITY AS REQUESTED.

DEMOLITION KEY NOTES ##


- 1. EXISTING ROOF DRAINS TO REMAIN.
- 2. DEMOLISH AND REMOVE NATURAL GAS VENT BACK TO ISOLATION VALVE. REPAIR AND SEAL PRV VENT ROOF OPENING (REFER TO STRUCTURAL AND ROOFING SPECIFICATION / DETAILS).
- 3. EXISTING SANITARY VENT THROUGH ROOF TO REMAIN.
- 4. REFER TO M2.2 FOR RELOCATIONS OF ROOF DRAIN.

NO.	Description	BY	DATE
0	ISSUED FOR CONSTRUCTION	JH	16/01/20

**ENGINEERS
GEOSCIENTISTS
MANITOBA**
Certificate of Authorization
SMS Engineering Ltd.
No. 166



770 Bradford Street
Winnipeg, Canada
T 204 775 0291
SMSeng.com



Project Title
**CITY OF WINNIPEG FORT ROUGE
TRANSIT BASE - STORAGE
TRACK 25-36 - MECHANICAL
UPGRADE**
WINNIPEG MANITOBA

Drawing Title
**ROOF PLAN -
TRACK 25-36 -
PLUMBING -
DEMOLITION**

Drawn By IE	Checked By XZ	Approved By JH
Scale AS NOTED	Date JANUARY, 2020	Project No. 19-332-02
Revision Number 0	Drawing Number M1.2	Sheet Order 2 OF 14