


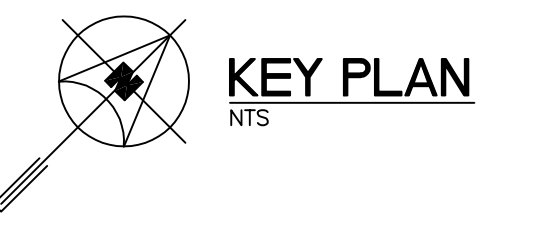
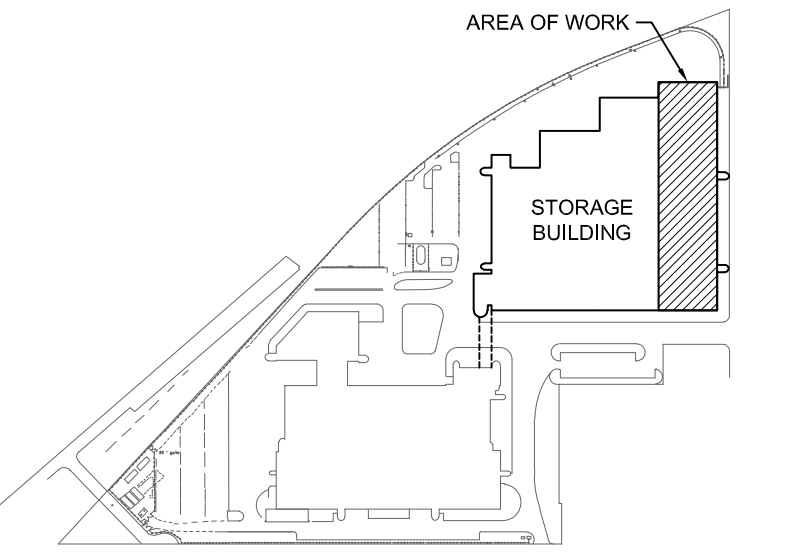
1
M1.5
SCALE: 1/16" = 1'-0"

ROOF PLAN - TRACK 25-36 - VENTILATION - DEMOLITION (GRID LINES A-P)



2
M1.5
SCALE: 1/16" = 1'-0"

ROOF PLAN - TRACK 25-36 - VENTILATION - DEMOLITION (GRID LINES P-AA)



GENERAL NOTES

- A. ALL ABANDONED EQUIPMENT AND SERVICES WITHIN AREA OF WORK SHALL BE REMOVED.
- B. THIS BUILDING MAY CONTAIN ASBESTOS. REFER TO FRONT END SPECIFICATIONS FOR FURTHER INFORMATION.
- C. REFER TO ROOF DETAILS AND SPECIFICATIONS FOR ALL NEW AND CAPPED OPENINGS.
- D. PRIOR TO DEMOLISHING AND REMOVAL OF THE EXISTING EQUIPMENT, COORDINATE WITH THE CITY. RETURN EQUIPMENT TO THE CITY AS REQUESTED.

DEMOLITION KEY NOTES


- 1. DEMOLISH AND REMOVE EXISTING MUAS AND ASSOCIATED DUCTWORK, VENTING AND INTAKES. REPAIR AND SEAL ROOF OPENING (REFER TO STRUCTURAL AND ROOFING SPECIFICATION/DETAILS). REMOVE EXISTING CONTROLLERS AND RETURN TO OWNER FOR SPARES. REMOVE DEMOLISHED UNITS FROM BAS.
- 2. DEMOLISH AND REMOVE EXISTING EXHAUST FANS. REPAIR AND SEAL ROOF OPENING (REFER TO STRUCTURAL AND ROOFING SPECIFICATION/DETAILS). REMOVE DEMOLISHED FAN FROM BAS.

NO.	Description	BY	DATE
0	ISSUED FOR CONSTRUCTION	JH	16/01/20

**ENGINEERS
GEO-SCIENTISTS**
MANITOBA
Certificate of Authorization
SMS Engineering Ltd.
No. 166



770 Bradford Street
Winnipeg, Canada
T 204 775 0291
SMSeng.com



Project Title
**CITY OF WINNIPEG FORT ROUGE
TRANSIT BASE - STORAGE
TRACK 25-36 - MECHANICAL
UPGRADE**
WINNIPEG MANITOBA

Drawing Title
**ROOF PLAN -
TRACK 25-36 -
VENTILATION -
DEMOLITION**

Drawn By IE	Checked By XZ	Approved By JH
Scale AS NOTED	Date JANUARY, 2020	Project No. 19-332-02
Revision Number 0	Drawing Number M1.5	Sheet Order 5 OF 14

FILE NAME AND PATH: C:\PROJETS\2019\19-332 Transit Base Storage Mechanical Upgrade\3.0 Civil Revit\3.0 Mechanical\Commodities\19332_M1.5_P1V.dwg, J. Liang
LAYOUT: M1.5
LAST SAVED BY: zliang DATE PLOTTED: Monday, October 7, 2019 12:52:07 PM