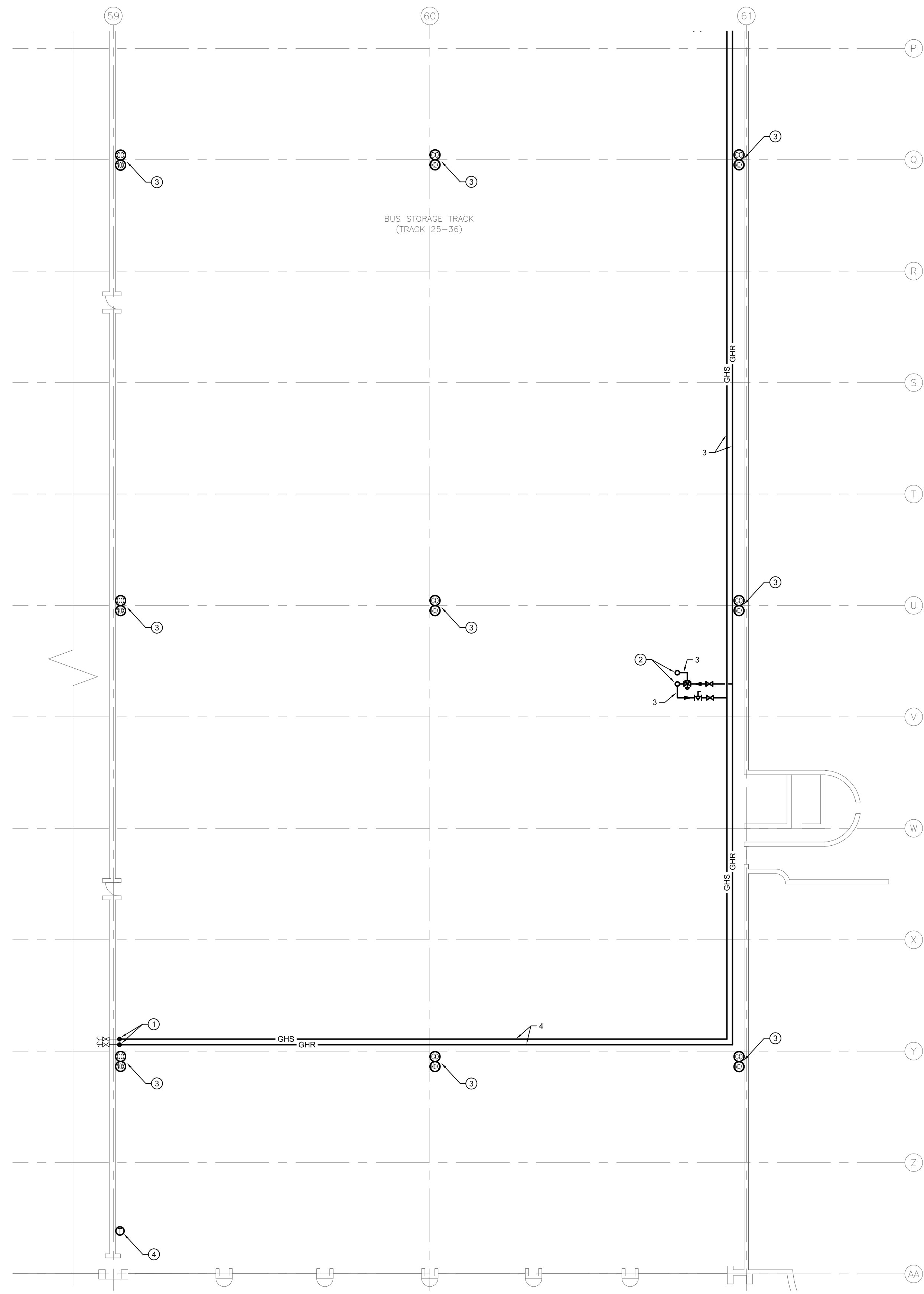

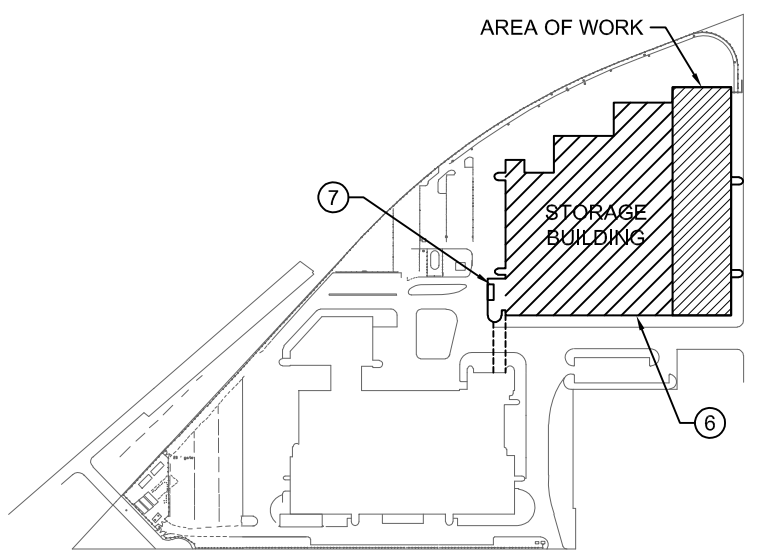


1 MAIN FLOOR PLAN - TRACK 25-36 - HYDRONICS - NEW CONSTRUCTION (GRID LINES A-P)
 M5.1 SCALE: 1/16" = 1'-0"



2 MAIN FLOOR PLAN - TRACK 25-36 - HYDRONICS - NEW CONSTRUCTION (GRID LINES P-AA)
 M5.1 SCALE: 1/16" = 1'-0"




GENERAL NOTES

- A. THIS BUILDING MAY CONTAIN ASBESTOS. REFER TO FRONT END SPECIFICATIONS FOR FURTHER INFORMATION.
- B. REFER TO ROOF DETAILS AND SPECIFICATIONS FOR ALL NEW AND CAPPED OPENINGS.


KEY NOTES

- 1. CONNECT NEW 4" GHS AND GHR TO EXISTING.
- 2. CONNECT GHS AND GHR TO THE CITY SUPPLIED HRU ON ROOF.
- 3. COINOX DETECTORS TIED INTO EXISTING CONTROLLER SERVING TRACKS 13-24 AT FIRE ALARM PANEL (GRIDLINE Z/AA AND 52/53). SEE KEYNOTE 10 ON M1.6.
- 4. HEAT RECOVERY UNIT THERMOSTAT.
- 5. EXISTING JCI METASYS CONTROL PANEL/AUTOMATION ENGINE.
- 6. PROVIDE GAS SENSOR LOCATION MAP OF THE WHOLE STORAGE BUILDING (NEW AND EXISTING), INCLUDING GAS SENSOR LOCATIONS AND ID NUMBERS, CONTROLLER LOCATIONS, ETC.
- 7. LOCATION OF EXISTING PRIMARY AND SECONDARY PUMPS, P-1, 2, 5, 6, 7 AND 8. BALANCE PUMPS TO SUIT REVISED FLOWS.

NO.	Description	BY	DATE
0	ISSUED FOR CONSTRUCTION	JH	16/01/20



770 Bradford Street
 Winnipeg, Canada
 T 204 775 0291
 SMSeng.com



Project Title
**CITY OF WINNIPEG FORT ROUGE
 TRANSIT BASE - STORAGE
 TRACK 25-36 - MECHANICAL
 UPGRADE**
 WINNIPEG MANITOBA

Drawing Title
**MAIN FLOOR PLAN -
 TRACK 25-36 -
 HYDRONICS -
 NEW CONSTRUCTION**

Drawn By IE	Checked By XZ	Approved By JH
Scale AS NOTED	Date JANUARY, 2020	Project No. 19-332-02
Revision Number 0	Drawing Number M5.1	Sheet Order 12 OF 14