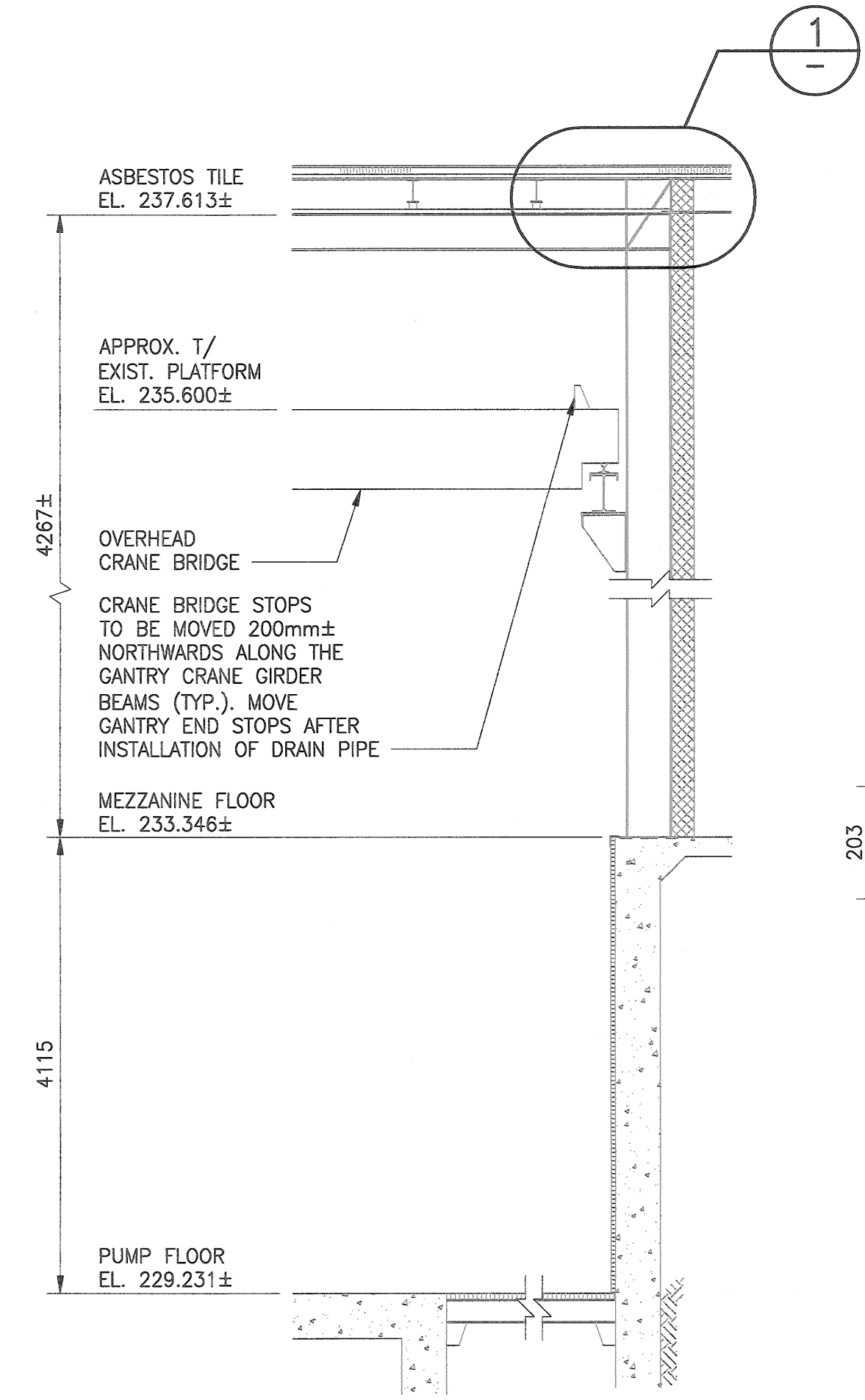
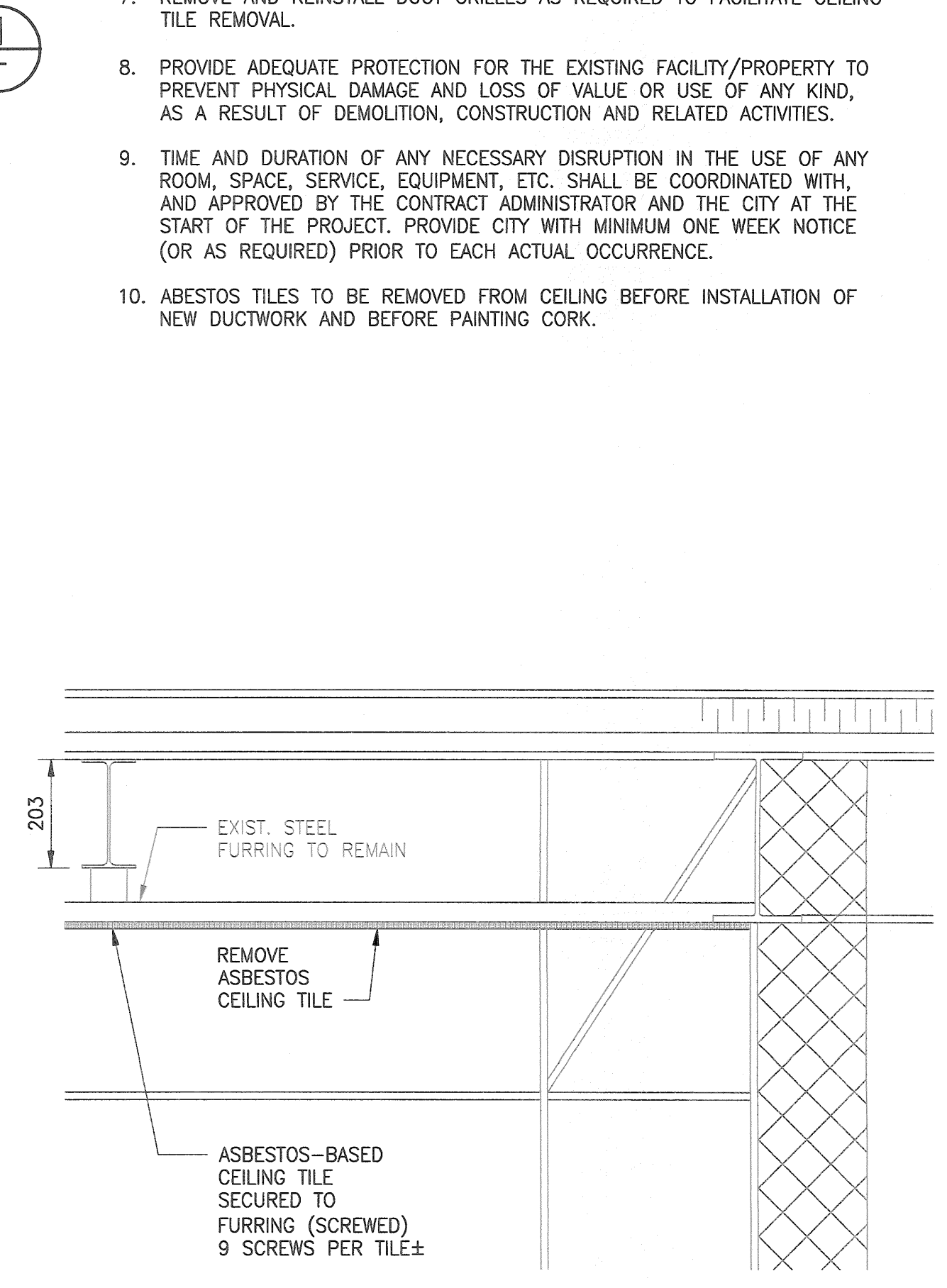


**PLAN - MEZZANINE CEILING**  
SCALE: 1:100

\* NO ASBESTOS TILE ABATEMENT SCOPE OF WORK IN THE CHLORINE, CHLORINE STORAGE, CHLORINATOR, ELECTRICAL OFFICE OR ENTRY ROOMS.  
\* REMOVE ALL EXISTING ASBESTOS PRESENT ON THE INSIDE OF THE PHONE BOOTH LOCATED ON THE LOWER LEVEL PUMP FLOOR.



**A SECTION**  
SCALE: 1:50



**1 DETAIL**  
SCALE: 1:10


**ASBESTOS ABATEMENT NOTES:**

1. REMOVE ALL EXISTING ASBESTOS CEILING TILES INCLUDING IN THE WASHROOM AND JANITOR CLOSET.
2. REFER TO PROJECT TECHNICAL SPECIFICATIONS FOR DETAILED ASBESTOS ABATEMENT REQUIREMENTS.
3. EXISTING FURRED CEILING SUPPORTS TO REMAIN.
4. ANY REQUIRED MODIFICATIONS TO THE OVERHEAD CRANE BRIDGE PLATFORM TO BE FIRST APPROVED BY THE CONTRACT ADMINISTRATOR AND THE CITY. SUBMIT SHOP DRAWINGS OF THE MODIFICATIONS IN ACCORDANCE WITH THE TECHNICAL SPECIFICATIONS. SHOP DRAWINGS TO BE SEALED BY AN ENGINEER LICENSED TO PRACTICE IN THE PROVINCE OF MANITOBA.
5. OPERATION OF THE CRANE WILL BE AT THE CONTRACTOR'S OWN RISK. ANY DAMAGE TO THE CRANE DUE TO THE CONTRACTOR'S MISUSE IS TO BE REPAIRED BY A CRANE SERVICE CONTRACTOR AT THE CONTRACTOR'S EXPENSE. REFER TO C10.2 OF THE CITY OF WINNIPEG GENERAL CONDITIONS FOR CONSTRUCTION.
6. INSTALL SCAFFOLDING AS REQUIRED FOR AREAS INACCESSIBLE BY THE CRANE PLATFORM.
7. REMOVE AND REINSTALL DUCT GRILLES AS REQUIRED TO FACILITATE CEILING TILE REMOVAL.
8. PROVIDE ADEQUATE PROTECTION FOR THE EXISTING FACILITY/PROPERTY TO PREVENT PHYSICAL DAMAGE AND LOSS OF VALUE OR USE OF ANY KIND, AS A RESULT OF DEMOLITION, CONSTRUCTION AND RELATED ACTIVITIES.
9. TIME AND DURATION OF ANY NECESSARY DISRUPTION IN THE USE OF ANY ROOM, SPACE, SERVICE, EQUIPMENT, ETC. SHALL BE COORDINATED WITH, AND APPROVED BY THE CONTRACT ADMINISTRATOR AND THE CITY AT THE START OF THE PROJECT. PROVIDE CITY WITH MINIMUM ONE WEEK NOTICE (OR AS REQUIRED) PRIOR TO EACH ACTUAL OCCURRENCE.
10. ASBESTOS TILES TO BE REMOVED FROM CEILING BEFORE INSTALLATION OF NEW DUCTWORK AND BEFORE PAINTING CORK.

**METRIC**

WHOLE NUMBERS INDICATE MILLIMETRES  
DECIMALIZED NUMBERS INDICATE METRES


10		
9		
8		
7		
6		
5		
4		
3		
2		
1	1-0650A-D0001-001	COVER SHEET
NO.	DRAWING NUMBER	REFERENCE DRAWING TITLE
REFERENCE DRAWINGS		



B.M.	-
ELEV.	-
DESIGNED BY:	L. MILIUS-ALPHONSE
CHECKED BY:	C. SIEPMAN
DRAWN BY:	F. VALENCIA
APPROVED BY:	C. SIEPMAN
SCALE:	AS NOTED
ISSUED FOR CONSTRUCTION	BY:
DATE:	2019/04/30
CONSULTANT NO.:	19-0107-005_S08
NO.	REVISIONS
DATE	DESIGN CHECK

**KGS GROUP**

DESIGNED BY: L. MILIUS-ALPHONSE  
CHECKED BY: C. SIEPMAN  
DRAWN BY: F. VALENCIA  
APPROVED BY: C. SIEPMAN  
SCALE: AS NOTED  
ISSUED FOR CONSTRUCTION  
DATE: 2019/04/30  
CONSULTANT NO.: 19-0107-005\_S08



**THE CITY OF WINNIPEG**  
WATER AND WASTE DEPARTMENT

HURST PUMPING STATION  
STRUCTURAL REPAIRS AND DRAINAGE BUILDING UPGRADES  
STRUCTURAL  
PUMP STATION ASBESTOS REMEDIATION  
REFLECTED CEILING PLAN AND DETAILS

CITY DRAWING NUMBER: 1-0650M-S0008  
SHEET: 001  
REV.: 1  
SIZE: A1