A1 SIZE – 594mm x 841mm

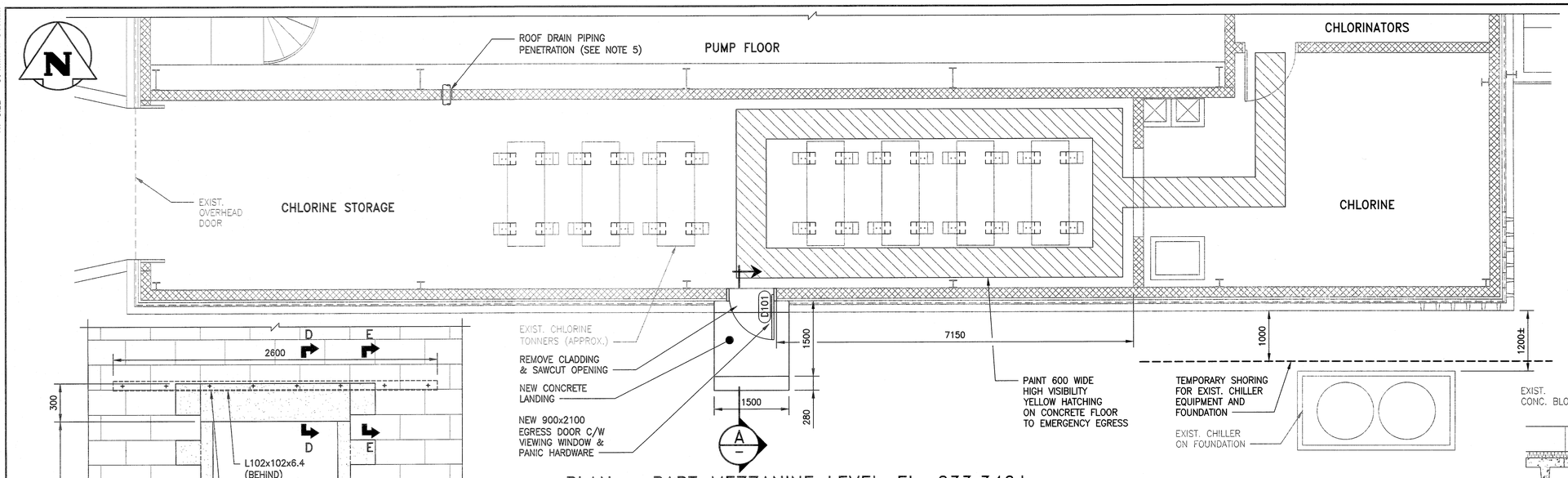

PLAN – PART MEZZANINE LEVEL–EL. 233.346±

SCALE: 1:50

DEMOLITION NOTES:

1. CONTRACTOR IS RESPONSIBLE FOR DUST CONTROL. COORDINATE WITH THE CITY TO INSTALL DUST CONTROL AND TO REARRANGE THE CHLORINE TONNER CONFIGURATION TO SUIT THE WORK AREA.
2. ALL DEMOLITION WORK SHALL BE DONE IN ACCORDANCE WITH THE REQUIREMENTS OF ALL PERTINENT BUILDING CODES, THE MANITOBA DEPARTMENT OF LABOUR, AND ANY OTHER PROVINCIAL AND LOCAL BY–LAWS, REGULATIONS AND ORDINANCES.
3. DEMOLITION SHALL INCLUDE THE SAFE REMOVAL, HAULING, AND DUMPING OF ALL DEBRIS, ETC. TO AN APPROVED SITE. ALL COSTS ASSOCIATED WITH THIS OPERATION, INCLUDING TRANSPORT, LICENSES AND FEES SHALL BE THE RESPONSIBILITY OF THE CONTRACTOR.
3. COORDINATE THE MOVING AND STORAGE OF SALVAGED ITEMS, MATERIALS, EQUIPMENT, ETC. WITH THE CITY.

DEMOLITION SEQUENCE:

1. SHORE EXIST. PRECAST CLADDING ABOVE NEW DOOR LOCATION. SHORING PLAN TO BE SUBMITTED TO THE CONTRACT ADMINISTRATOR AS A SUBMITTAL.
2. CUT AND REMOVE CLADDING.
3. INSTALL SUPPORT ANGLE ON EXTERIOR SIDE OF THE EXIST. CONCRETE BLOCK WALL BY RAKING OUT THE MORTAR BED AND SECURING THE ANGLE.
4. CUT AND REMOVE THE CONCRETE BLOCK WALL SECTION TO THE EXTENTS SHOWN.

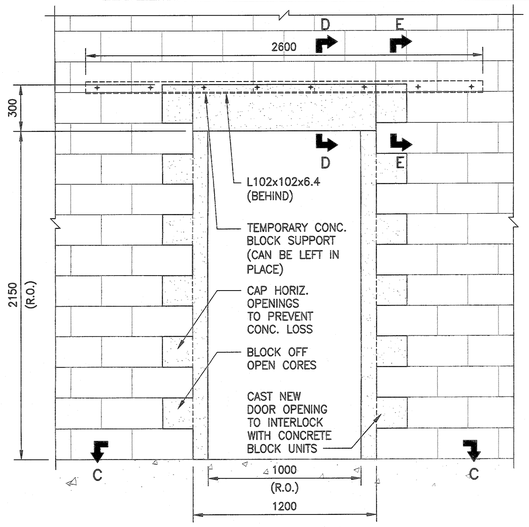

SECTION A–A

SCALE: 1:20

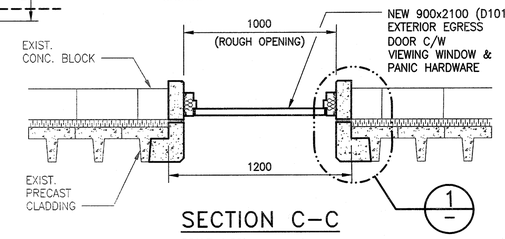

SECTION C–C

SCALE: 1:20

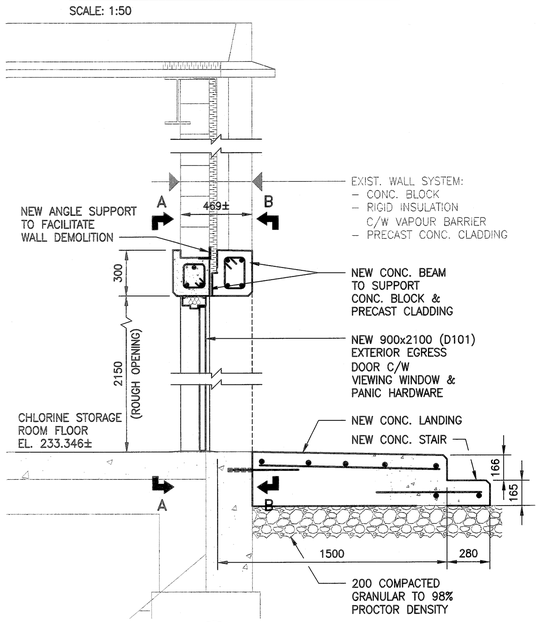

SECTION

SCALE: 1:20

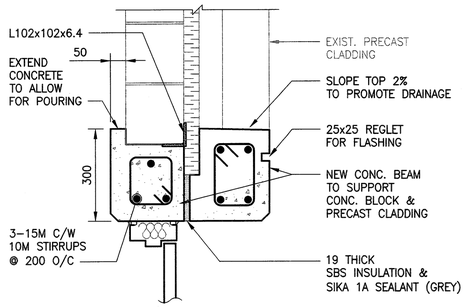

SECTION D–D

SCALE: 1:10

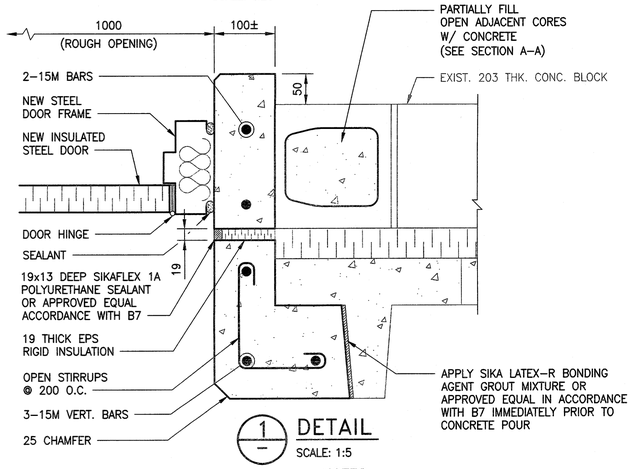

DETAIL

SCALE: 1:5

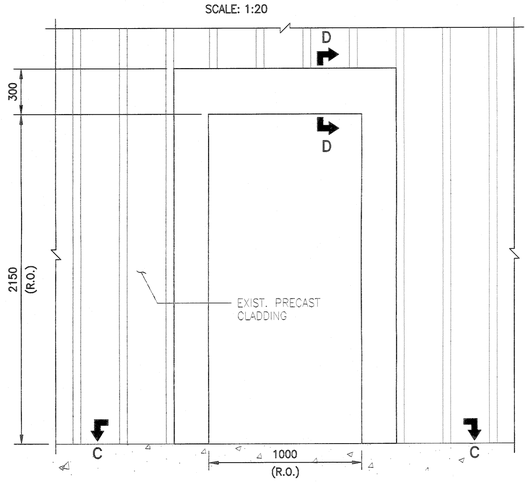

SECTION B–B

SCALE: 1:20

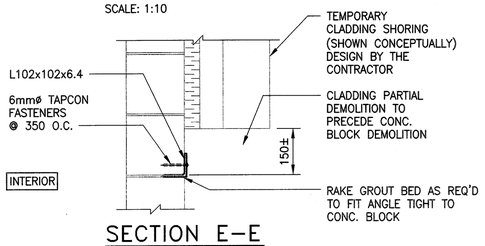

SECTION E–E

SCALE: 1:10

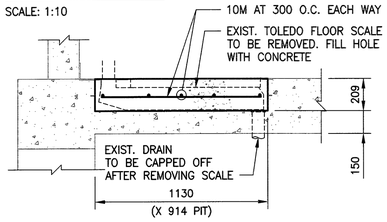

CHLORINE STORAGE ROOM SCALE PIT DETAIL

SCALE: 1:20

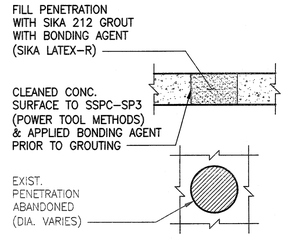

DETAIL

SCALE: 1:20

NOTES:

1. FILL AND SEAL ALL WALL AND FLOOR PENETRATIONS IN CHLORINE ROOM.
2. PATCH UNSEALED WALL AND FLOOR PENETRATIONS WITH SIKA REPAIR 223 MORTAR FINISH WALL SURFACE SMOOTH.
3. REMOVE GRILLES AND DEBRIS FROM EXISTING CORRODED FLOOR DRAIN BOXES. PERMANENTLY FILL WITH GROUT FLUSH WITH TONNER ROOM IN CHLORINE AND CHLORINE STORAGE AREAS.
4. IN CHLORINATORS AREA, COVER EXISTING FLOOR DRAINS WITH METAL BLANK AND GASKET COMPATIBLE WITH CHLORINE DIOXIDE. SECURE WITH BOLTS FLUSH WITH TONNER ROOM FLOOR.
5. WHERE ROOF DRAIN PIPE PENETRATES THE CHLORINE ROOM, CORE A 150mm DIA. HOLE IN THE CONC. WALL, INSTALL 100mm DIA. DRAIN PIPE AND FILL VOID WITH GROUT.

DOOR SCHEDULE

DOOR NO.	DOOR SIZE	DOOR TYPE	DOOR MATERIAL	DOOR CORE	DOOR FINISH	FRAME MATERIAL	FRAME FINISH	FIRE RATING (HOURS)	HARDWARE: HINGES (NRP)	PANIC PUSH BAR	LOCK SET	CLOSER	CHECK CHAIN	WEATHERSTRIP	SWEEP	THRESHOLD	KICKPLATE
D101	900 x 2100 x 44	SLAB	HOLLOW METAL	INSUL	PAINTED (GREY)	STEEL	PAINTED (GREY)	¾	●	●	●	●	●	●	●	●	●

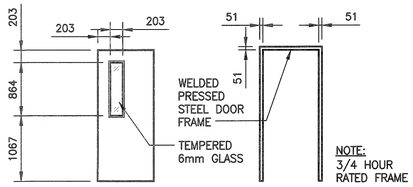

DETAIL – DOOR/JAMB

SCALE: 1:50

METRIC

WHOLE NUMBERS INDICATE MILLIMETRES
DECIMALIZED NUMBERS INDICATE METRES

NO.	DRAWING NUMBER	REFERENCE DRAWING TITLE
10		
9		
8		
7		
6		
5		
4		
3		
2		
1	1–0650A–D0001–001	COVER SHEET

REFERENCE DRAWINGS

ENGINEERS GEOSCIENTISTS MANITOBA
Certificate of Authorization
KGS Group
No. 245

B.M. –
ELEV. –

NO.	REVISIONS	DATE	DESIGN	CHECK
0	ISSUED FOR CONSTRUCTION	2020/06/18	LMA	CMS

KGS GROUP

DESIGNED BY: L. MILIUS–ALPHONSE	CHECKED BY: C. SIEPMAN
DRAWN BY: F. VALENCIA	APPROVED BY: C. SIEPMAN
SCALE: AS NOTED	ISSUED FOR CONSTRUCTION BY:
DATE: 2019/04/30	DATE:
CONSULTANT NO.: 19–0107–005_S11	

ENGINEER'S SEAL
PROVINCE OF MANITOBA
C.M. SIEPMAN
Member 20813
REGISTERED PROFESSIONAL ENGINEER

THE CITY OF WINNIPEG
WATER AND WASTE DEPARTMENT

HURST PUMPING STATION
STRUCTURAL REPAIRS AND DRAINAGE BUILDING UPGRADES
STRUCTURAL
PUMP STATION CHLORINE ROOM EGRESS
PARTIAL PLAN, SECTION AND DETAILS

CITY DRAWING NUMBER	SHEET	REV.	SIZE
1–0650C–S0001	001	0	A1

FileName: P:\Projects\2019\19–0107–005\Dwg\Struct\19–0107–005_S11.dwg – Tab: S11 Plotted By: DDeroche 06/19/2020 [Fri 1:05pm]