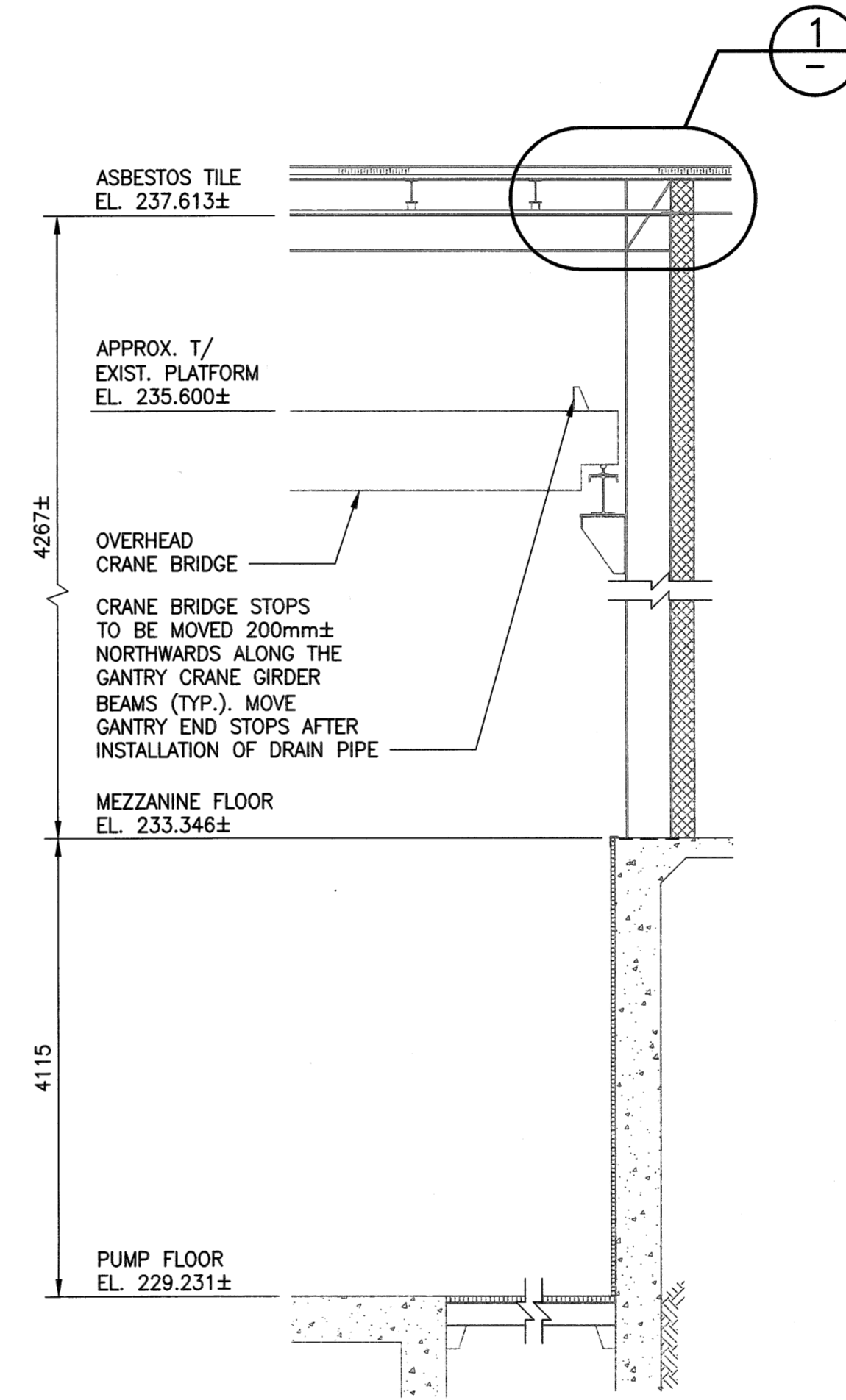


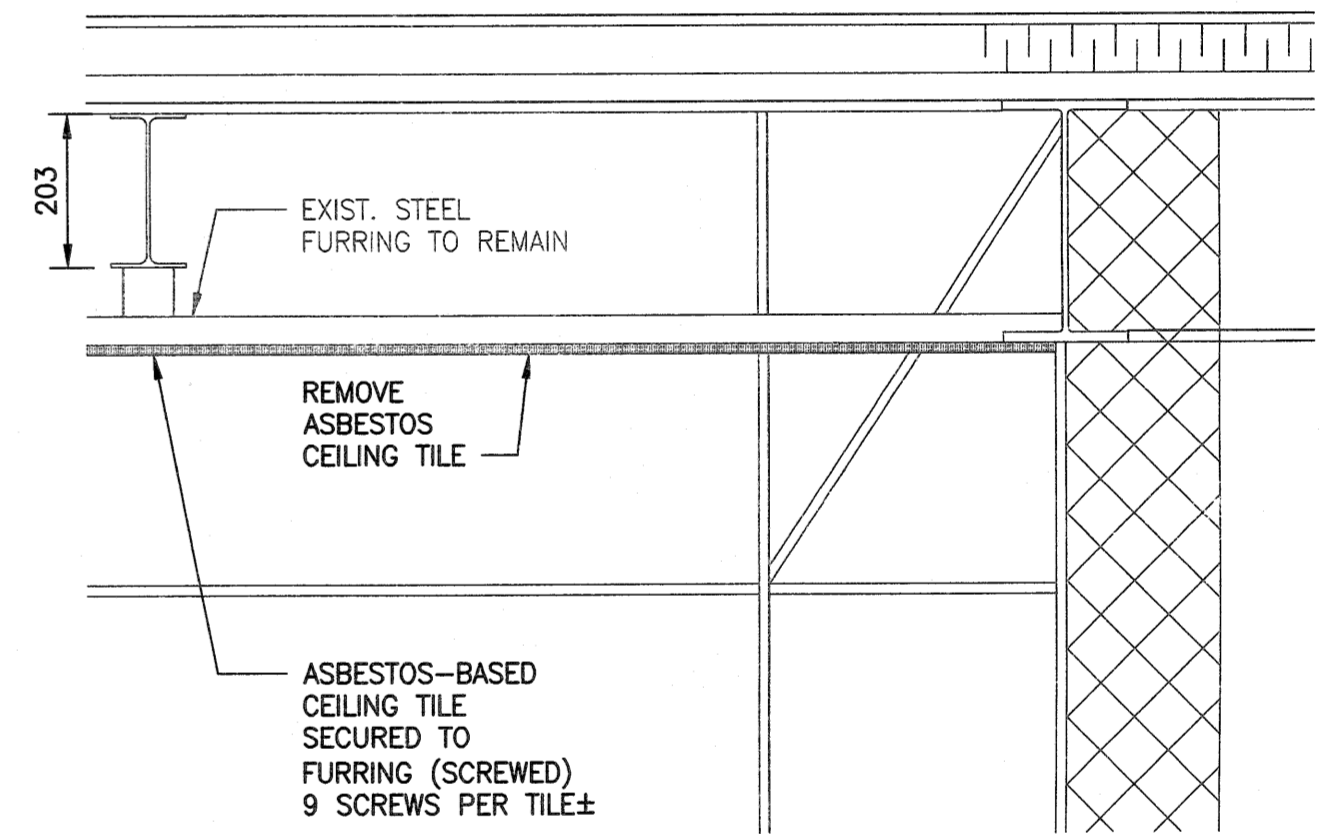
PLAN - MEZZANINE CEILING

SCALE: 1:100

\* NO ASBESTOS TILE ABATEMENT SCOPE OF WORK IN THE CHLORINE, CHLORINE STORAGE, CHLORINATOR, ELECTRICAL OFFICE OR ENTRY ROOMS.



SECTION A SCALE: 1:50



DETAIL 1 SCALE: 1:10

ASBESTOS ABATEMENT NOTES:

1. REMOVE ALL EXISTING ASBESTOS CEILING TILES INCLUDING IN THE WASHROOM AND JANITOR CLOSET.
2. REFER TO PROJECT TECHNICAL SPECIFICATIONS FOR DETAILED ASBESTOS ABATEMENT REQUIREMENTS.
3. EXISTING FURRED CEILING SUPPORTS TO REMAIN.
4. ANY REQUIRED MODIFICATIONS TO THE OVERHEAD CRANE BRIDGE PLATFORM TO BE FIRST APPROVED BY THE CONTRACT ADMINISTRATOR AND THE CITY. SUBMIT SHOP DRAWINGS OF THE MODIFICATIONS IN ACCORDANCE WITH THE TECHNICAL SPECIFICATIONS. SHOP DRAWINGS TO BE SEALED BY AN ENGINEER LICENSED TO PRACTICE IN THE PROVINCE OF MANITOBA.
5. OPERATION OF THE CRANE WILL BE AT THE CONTRACTOR'S OWN RISK. ANY DAMAGE TO THE CRANE DUE TO THE CONTRACTOR'S MISUSE IS TO BE REPAIRED BY A CRANE SERVICE CONTRACTOR AT THE CONTRACTOR'S EXPENSE. REFER TO C10.2 OF THE CITY OF WINNIPEG GENERAL CONDITIONS FOR CONSTRUCTION.
6. INSTALL SCAFFOLDING AS REQUIRED FOR AREAS INACCESSIBLE BY THE CRANE PLATFORM.
7. REMOVE AND REINSTALL DUCT GRILLES AS REQUIRED TO FACILITATE CEILING TILE REMOVAL.
8. PROVIDE ADEQUATE PROTECTION FOR THE EXISTING FACILITY/PROPERTY TO PREVENT PHYSICAL DAMAGE AND LOSS OF VALUE OR USE OF ANY KIND, AS A RESULT OF DEMOLITION, CONSTRUCTION AND RELATED ACTIVITIES.
9. TIME AND DURATION OF ANY NECESSARY DISRUPTION IN THE USE OF ANY ROOM, SPACE, SERVICE, EQUIPMENT, ETC. SHALL BE COORDINATED WITH, AND APPROVED BY THE CONTRACT ADMINISTRATOR AND THE CITY AT THE START OF THE PROJECT. PROVIDE CITY WITH MINIMUM ONE WEEK NOTICE (OR AS REQUIRED) PRIOR TO EACH ACTUAL OCCURRENCE.
10. ASBESTOS TILES TO BE REMOVED FROM CEILING BEFORE INSTALLATION OF NEW DUCTWORK AND BEFORE PAINTING CORK.

METRIC

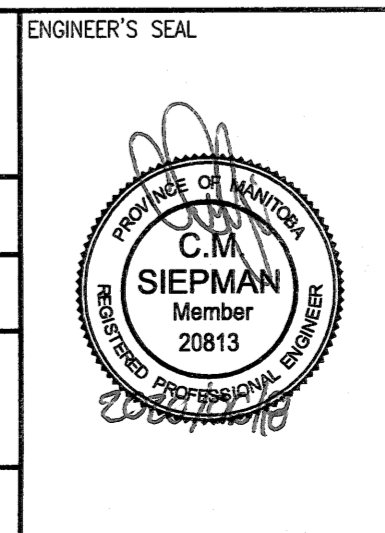
WHOLE NUMBERS INDICATE MILLIMETRES  
DECIMALIZED NUMBERS INDICATE METRES

10		
9		
8		
7		
6		
5		
4		
3		
2		
1	1-0650A-D0001-001	COVER SHEET
NO.	DRAWING NUMBER	REFERENCE DRAWING TITLE
REFERENCE DRAWINGS		



B.M.	-
ELEV.	-
NO.	REVISIONS
0	ISSUED FOR CONSTRUCTION
DATE	2020/06/18
DESIGN	LMA
CHECK	CKS

<b>KGS GROUP</b>	
DESIGNED BY: L. MILIUS-ALPHONSE	CHECKED BY: C. SIEPMAN
DRAWN BY: F. VALENCIA	APPROVED BY: C. SIEPMAN
SCALE: AS NOTED	ISSUED FOR CONSTRUCTION
DATE: 2019/04/30	BY: DATE:
CONSULTANT NO.: 19-0107-005_S08	



<b>THE CITY OF WINNIPEG</b> WATER AND WASTE DEPARTMENT		
<b>HURST PUMPING STATION</b> STRUCTURAL REPAIRS AND DRAINAGE BUILDING UPGRADES STRUCTURAL PUMP STATION ASBESTOS REMEDIATION REFLECTED CEILING PLAN AND DETAILS		
CITY DRAWING NUMBER 1-0650M-S0008	SHEET REV. 001 0	SIZE A1