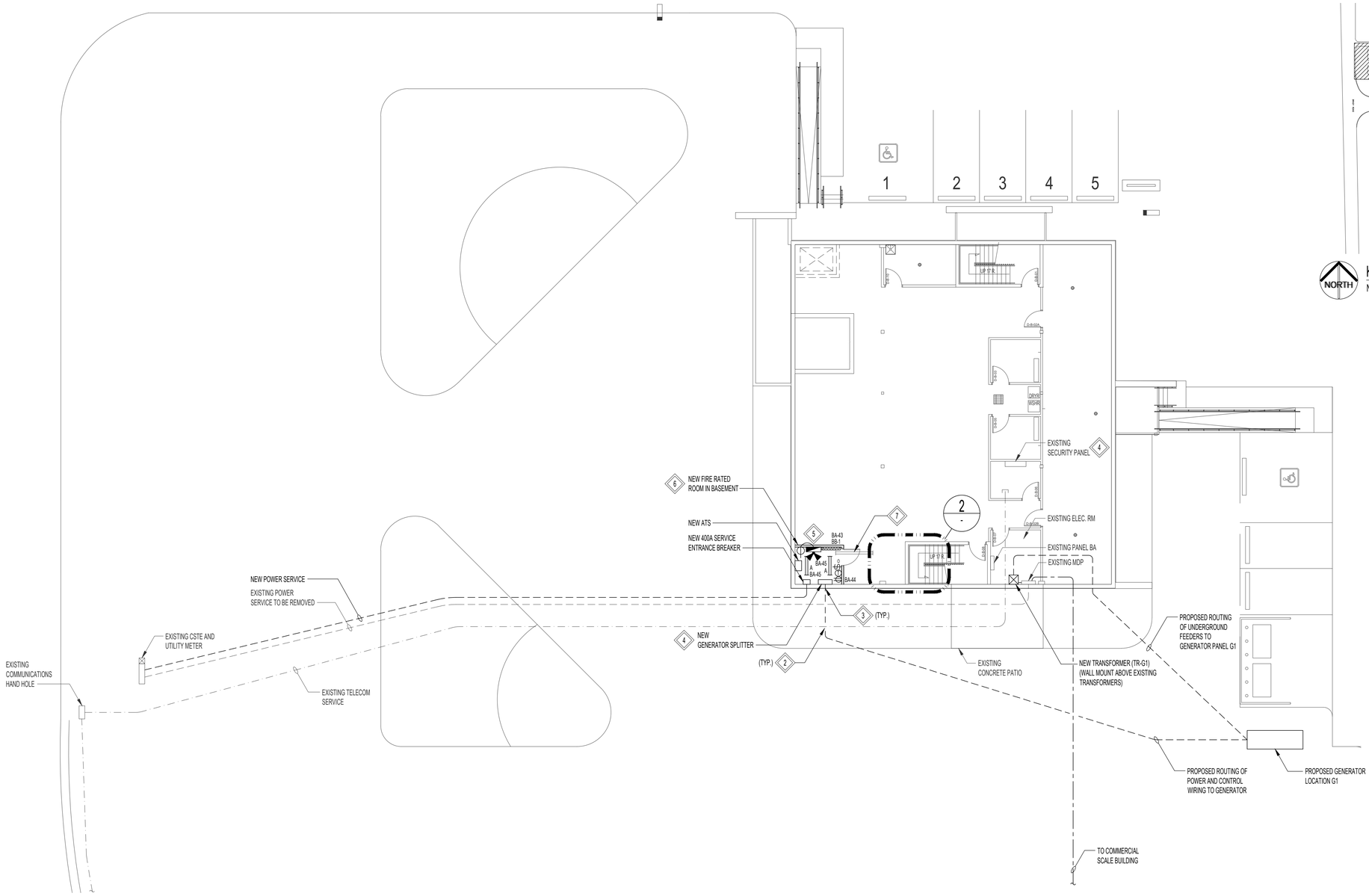

1 - ADMIN BUILDING - NEW
SCALE: 1:150mm

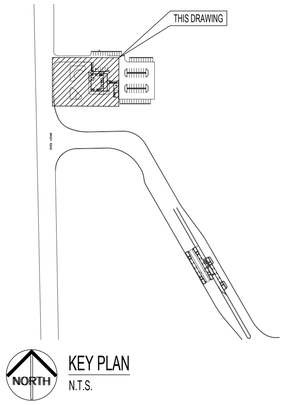

KEY PLAN
N.T.S.

GENERAL NOTES:

1. ELECTRICAL DRAWINGS ARE DIAGRAMMATICAL ONLY AND ARE NOT TO BE USED FOR FINAL MEASUREMENTS. THE ELECTRICAL SUB-CONTRACTOR SHALL FIELD-VERIFY EXACT LOCATIONS AND DISTANCES ON-SITE PRIOR TO BID.
2. NOT ALL EXISTING UNDERGROUND UTILITIES ARE SHOWN ON THE SITE PLAN. IT IS THE ELECTRICAL SUB-CONTRACTORS RESPONSIBILITY TO VERIFY AND PERFORM UNDERGROUND LINE LOCATES TO CONFIRM ALL EXISTING UNDERGROUND SERVICES PRIOR TO COMMENCEMENT OF ANY GROUND WORK. REPORT ANY DISCREPANCIES OR ISSUES TO ENGINEER..
3. ALL NEW FEEDERS SHALL BE PUSHED AT 1m DEPTH UNLESS A DEEPER DEPTH IS REQUIRED TO AVOID OBSTACLES. ELECTRICAL SUB-CONTRACTOR TO EXCAVATE AS REQUIRED AND RESTORE THE SURFACES TO MATCH EXISTING. THE CONTRACTOR SHALL INSTALL UNDERGROUND FEEDERS WITH SUFFICIENT SLACK TO PREVENT SHEERING

KEYNOTES:

1. N/A
2. ELECTRICAL SUB-CONTRACTOR TO ALLOW FOR EXCAVATING AND HYDRO VACUUMING AREAS WHERE UNDERGROUND UTILITIES ARE EXPECTED TO CROSS WITH KNOWN UNDERGROUND UTILITIES.
3. SEAL THE BUILDING PENETRATIONS AND PROVIDE PHOTOS FOR REVIEW. ALL BUILDING PENETRATIONS SEALS SHALL BE PERFORMED BY A CONCRETE SPECIALIST.
4. CARRY OAKLEY ALARMS TO MONITOR THE GENERATOR TROUBLE SIGNAL USING THE LOCAL DST ALARM SYSTEM. ELECTRICAL CONTRACTOR TO CARRY ALL COSTS ASSOCIATED WITH THE SECURITY ALARM TIE-IN AS PART OF THEIR BID AND PROVIDE CONDUIT AS REQUIRED BY OAKLEY ALARMS.
5. PROVIDE A STAND ALONE EMERGENCY LIGHT WITHIN THE NEW ELECTRICAL ROOM COMPLETE WITH DUAL 4W LED HEADS, TVSS, 2 HR RUNTIME AND AUTOMATIC SELF-DIAGNOSTICS.
6. PROVIDE NEW LUMINAIRES, LIGHT SWITCH, RECEPTACLE, AND BASEBOARD HEATER WITHIN THE NEW ELECTRICAL ROOM AS SHOWN (NEW BREAKERS SHALL HAVE A MINIMUM kA RATING OF 22kA):
   - TYPE A:
     LITHONIA - ZL1N L48 4000LM FST 120 40K 80CRI WH
   - 1kW BASEBOARD HEATER COMPLETE WITH REMOTE WALL MOUNTED THERMOSTAT.
7. RELOCATE EXISTING 8' LUMINAIRE TO SUIT THE NEW ELECTRICAL ROOM.
8. REFER TO STRUCTURAL DRAWINGS FOR CONCRETE PAD / BOLLARD REQUIREMENTS AND COORDINATE EXACT STUB-UP LOCATION WITH THE GENERATOR SHOP DRAWINGS. THE EXACT LOCATION OF THE GENERATOR WILL BE CONFIRMED ON SITE.

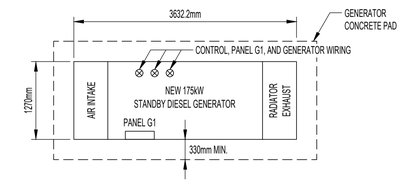

DETAIL NOTES:
1. ESTIMATED WEIGHT OF GENERATOR WITHOUT FUEL = 850LBS.
2. ESTIMATED WEIGHT OF GENERATOR WITH FUEL = 3,250LBS.

3 - GENERATOR (8)
SCALE: 1:50

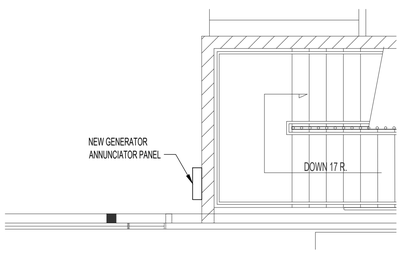

2 - ADMIN BUILDING PARTIAL MAIN FLOOR
SCALE: 1:50

1000 0 1000 2000 3000 4000
SCALE: 1:50mm (24"x36")

3000 0 3000 6000 9000 12000
SCALE: 1:150mm (24"x36")

ENGINEERS GEOSCIENTISTS MANITOBA
Certificate of Authorization
KGS Group
No. 245

LOCATION APPROVED
UNDERGROUND STRUCTURES

SUPV. U/G STRUCTURES COMMITTEE — DATE

NOTE:
LOCATION OF UNDERGROUND STRUCTURES AS SHOWN ARE BASED ON THE BEST INFORMATION AVAILABLE BUT NO GUARANTEE IS GIVEN THAT ALL EXISTING UTILITIES ARE SHOWN OR THAT THE GIVEN LOCATIONS ARE EXACT. CONFIRMATION OF EXISTENCE AND EXACT LOCATION OF ALL SERVICES MUST BE OBTAINED FROM THE INDIVIDUAL UTILITIES BEFORE PROCEEDING WITH CONSTRUCTION.

B.M.
ELEV.

NO.	REVISIONS	DATE	BY
0	ISSUED FOR CONSTRUCTION	20/05/26	CLS

KGS GROUP

DESIGNED BY	CLS	CHECKED BY	PL
DRAWN BY	SDC	APPROVED BY	CLS
HOR. SCALE:	AS NOTED	RELEASED FOR CONSTRUCTION:	20/05/26
VERTICAL:	AS NOTED		
DATE	20/03/26	DATE	YY/MM/DD

ENGINEER'S SEAL
PROVINCE OF MANITOBA
C.L. SARARAS
Member 32618
REGISTERED PROFESSIONAL ENGINEER
2020-05-26

CONSULTANT PROJECT NO.
20-0107-004

Winnipeg
THE CITY OF WINNIPEG
WATER AND WASTE DEPARTMENT

PROJECT TITLE
BRADY ROAD LANDFILL
STANDBY GENERATOR

ADMINISTRATION BUILDING

SHEET 3 OF 7
COMPUTER FILE NAME X
CONSULTANT DRAWING NUMBER E03

Filename: U:\FMS\20-0107-004\393-2020_Drawing_20-0107-004_E03-R0 - Tab:E03 Plotted By: Rhizon 20/05/26 [Tue 11:06am]
24"x36"/PLOT SCALE: