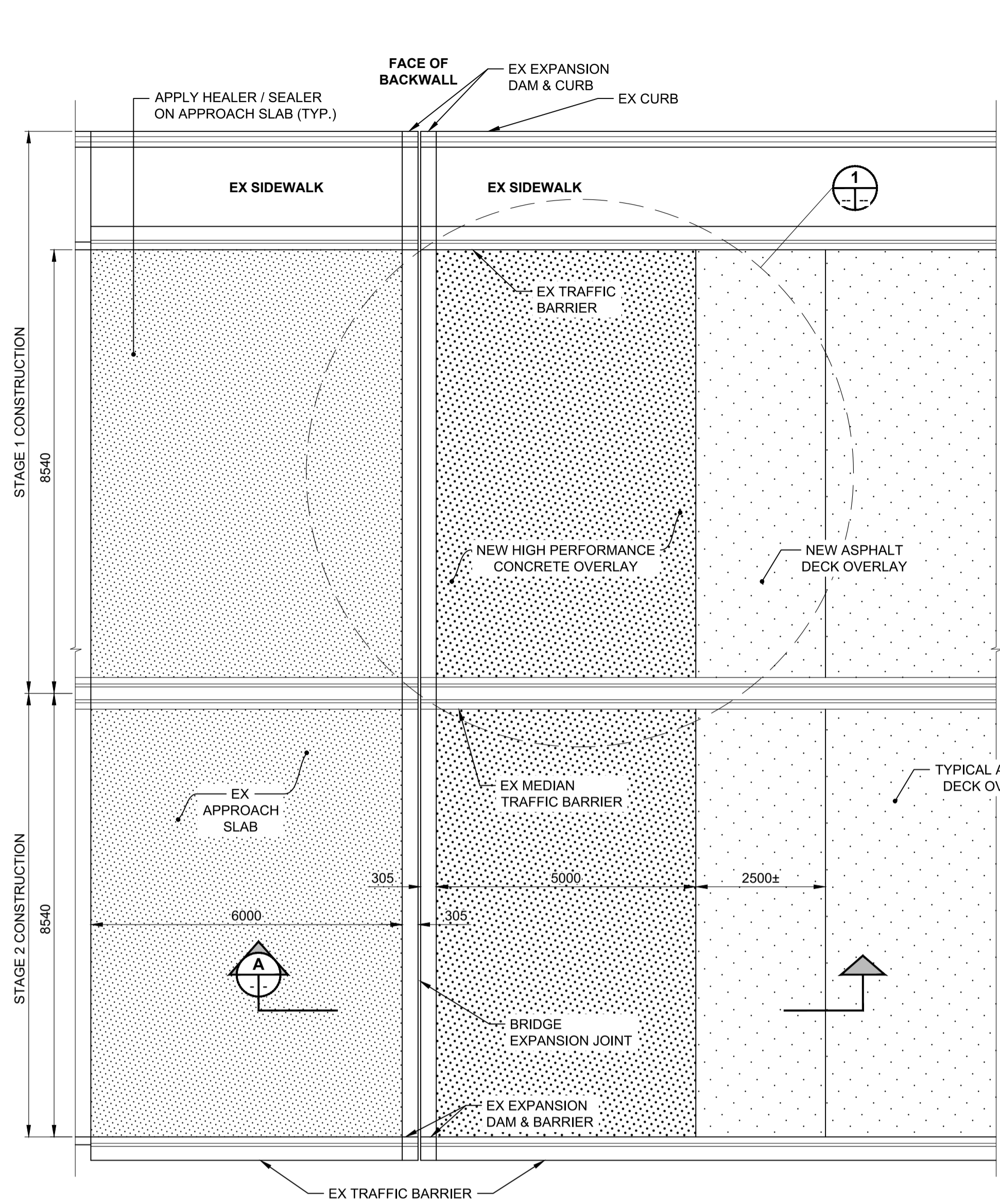
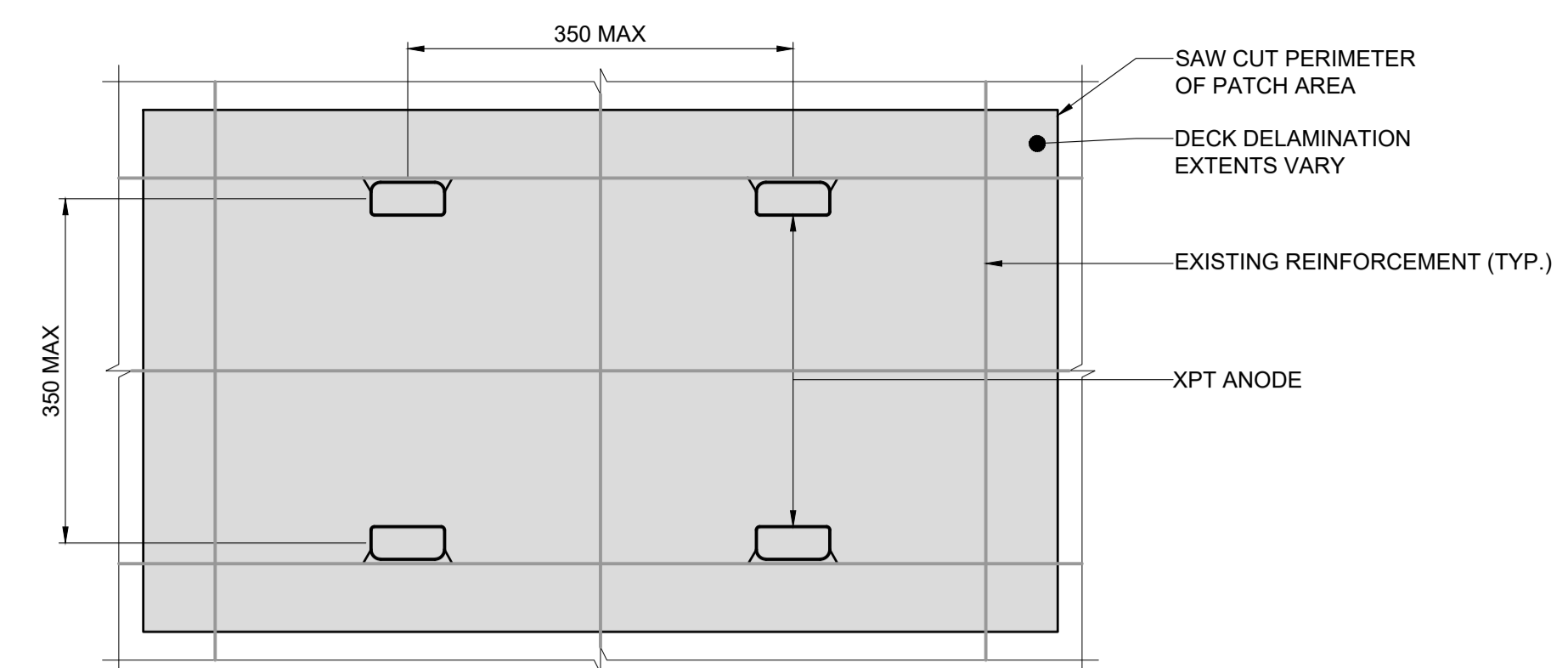


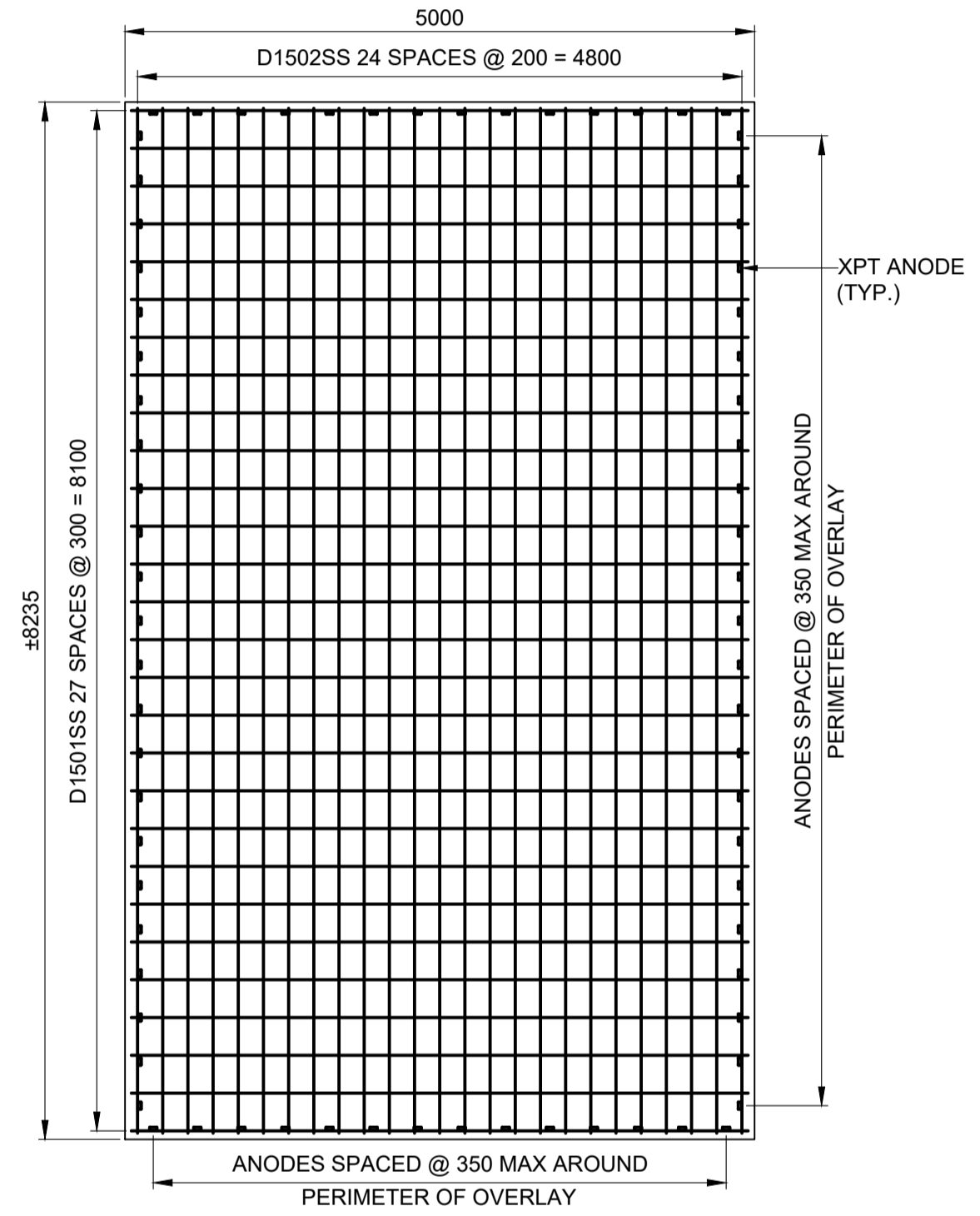
A1 SIZE 594mm x 841mm
PLOT: 2/9/2021 1:36:38 PM
FILE NAME: 2021423-Nairn-DT-02.dwg Saved By: anepppner



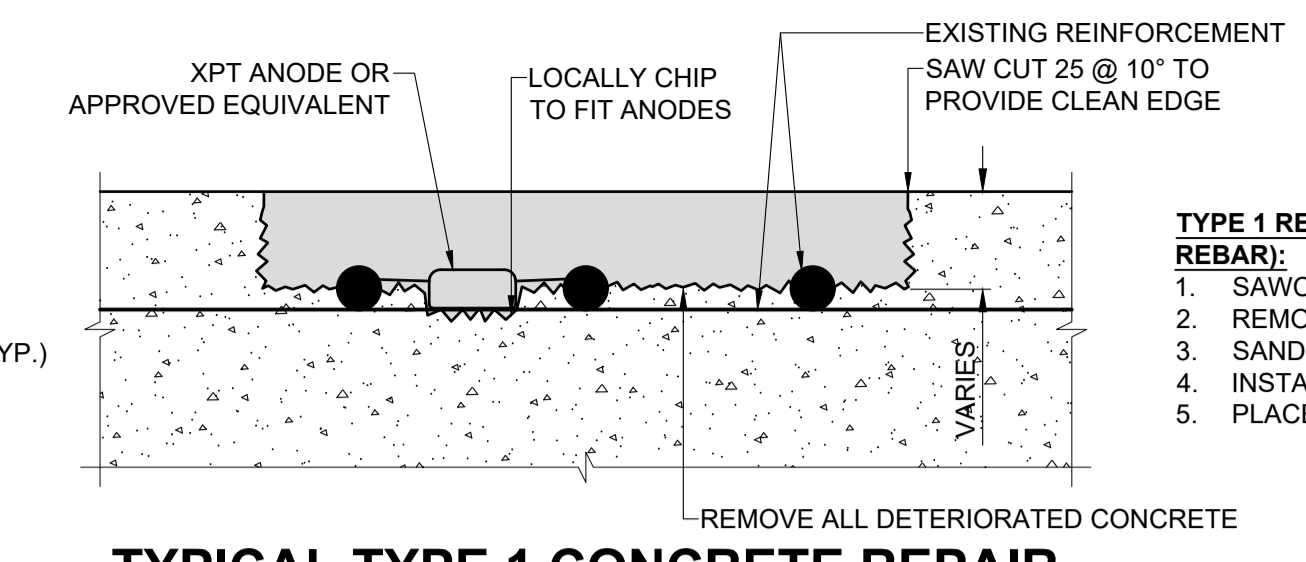
PLAN OF ABUTMENT EXPANSION JOINT
SCALE: 1:75



TYPICAL TYPE 1&2 CONCRETE REPAIR FOR BRIDGE DECK
PLAN SCALE NTS

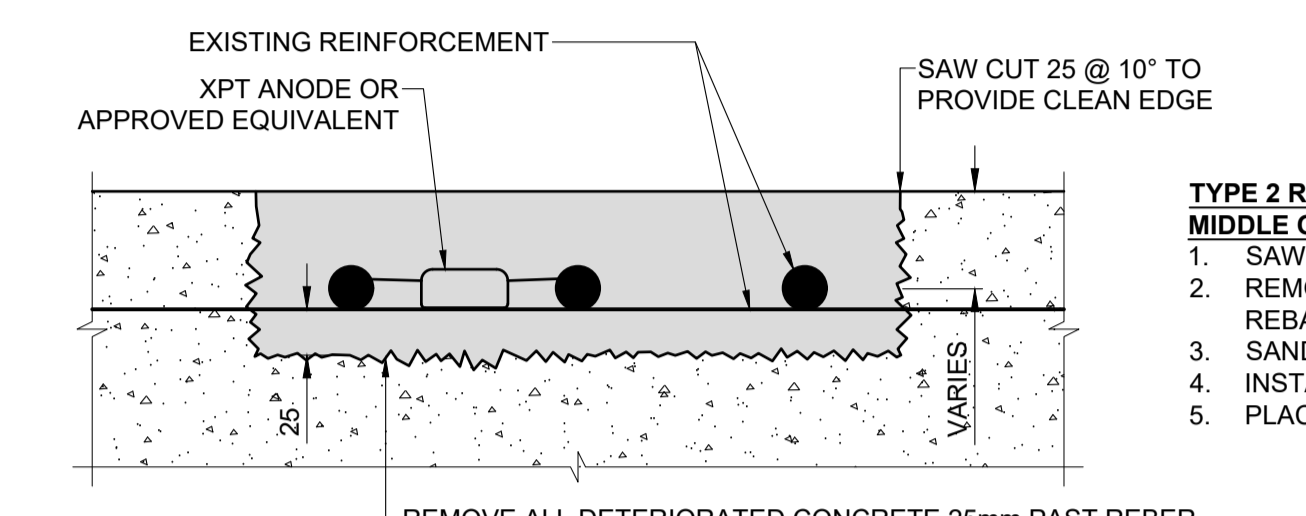


DETAIL
CORROSION PROTECTION IN HIGH PERFORMANCE CONCRETE OVERLAY
SCALE: 1:50



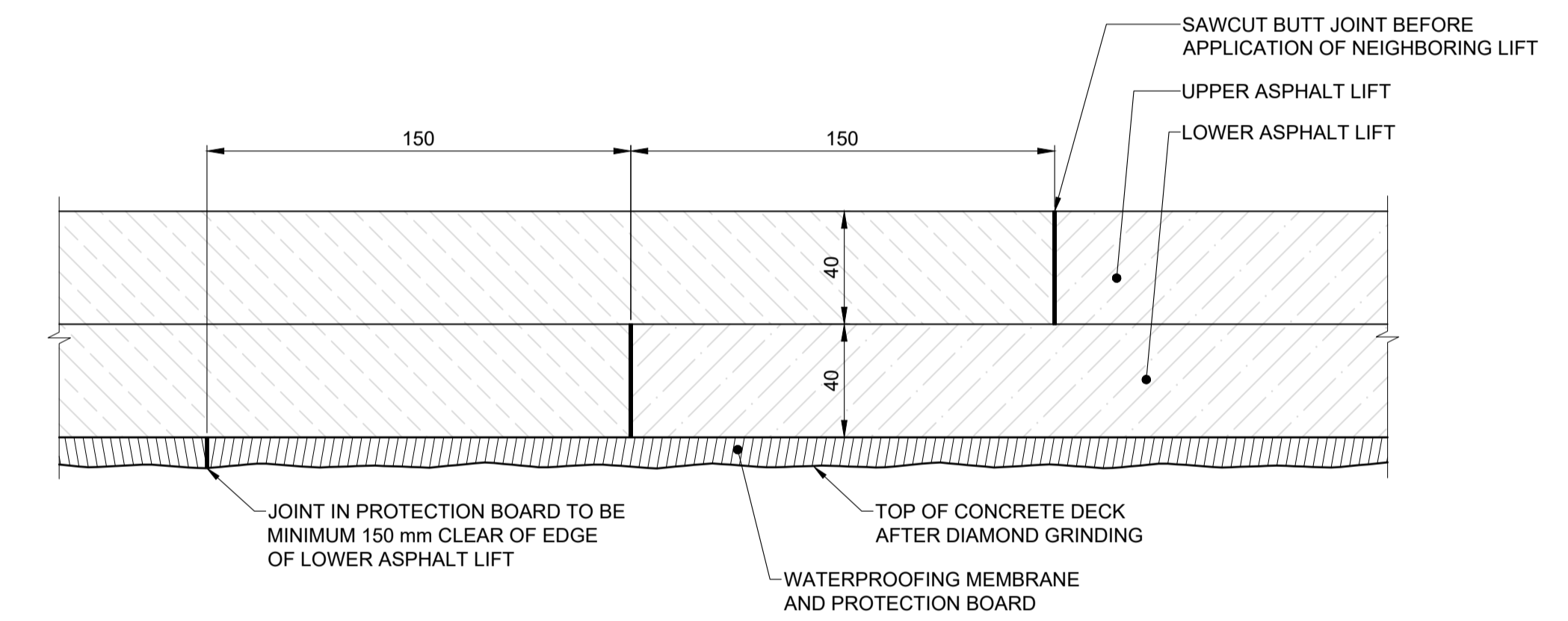
TYPICAL TYPE 1 CONCRETE REPAIR FOR BRIDGE DECK
ELEVATION SCALE NTS

- TYPE 1 REPAIR PROCEDURE (UP TO MIDDLE OF EXPOSED REBAR):**
1. SAWCUT PERIPHERY OF REPAIR AREA TO 25 DEEP.
 2. REMOVE ALL DETERIORATED CONCRETE.
 3. SANDBLAST ALL EXPOSED REINFORCING STEEL.
 4. INSTALL XPT ANODE.
 5. PLACE NEW CONCRETE TO COMPLETE PATCH REPAIR.

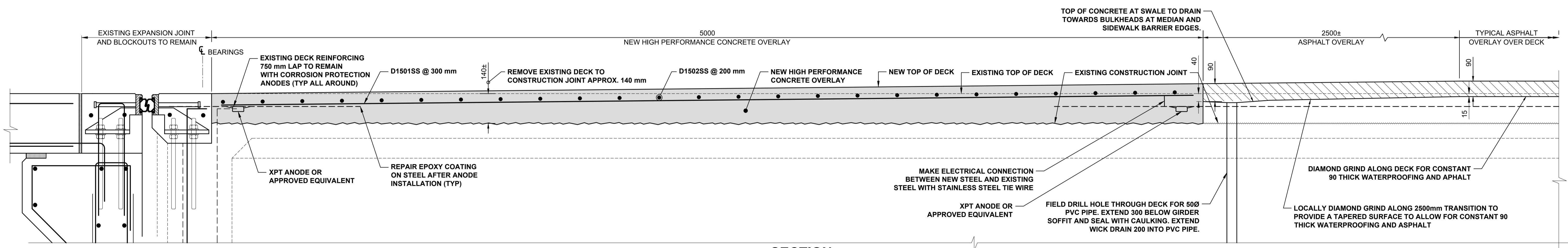


TYPICAL TYPE 2 CONCRETE REPAIR FOR BRIDGE DECK
ELEVATION SCALE NTS


- TYPE 2 REPAIR PROCEDURE (DELAMINATION EXTENDS PAST MIDDLE OF REBAR):**
1. SAWCUT PERIPHERY OF REPAIR AREA TO 25 DEEP.
 2. REMOVE ALL DETERIORATED CONCRETE 25mm PAST REBAR.
 3. SANDBLAST ALL EXPOSED REINFORCING STEEL.
 4. INSTALL XPT ANODE.
 5. PLACE NEW CONCRETE TO COMPLETE PATCH REPAIR.



TYPICAL ASPHALT LONGITUDINAL JOINT
SCALE: 1:2



SECTION
SCALE: 1:10



METRIC
WHOLE NUMBERS INDICATE MILLIMETRES
DECIMALIZED NUMBERS INDICATE METRES

LOCATION APPROVED UNDERGROUND STRUCTURES

BM 28-022 N.W. Cor. Nairn Ave. & Grey St., in Valve Box, Bolt in
ELEV 231.341 m 4.6 m Conc. pile, 2.4 m E. of W.L. of Grey St. & 0.6 m N. of N.L. of Nairn Ave. produced from the E.

NOTE:
LOCATION OF UNDERGROUND STRUCTURES AS SHOWN ARE BASED ON THE BEST INFORMATION AVAILABLE BUT NO GUARANTEE IS GIVEN THAT ALL EXISTING UTILITIES ARE SHOWN OR THAT THE GIVEN LOCATIONS ARE EXACT. CONFIRMATION OF EXISTENCE AND EXACT LOCATION OF ALL SERVICES MUST BE OBTAINED FROM THE INDIVIDUAL UTILITIES BEFORE PROCEEDING WITH CONSTRUCTION.

No.	REVISIONS	DATE	BY
C	ISSUED FOR TENDER	21/02/09	BE
B	ISSUED FOR REVIEW	21/02/04	BE
A	ISSUED FOR REVIEW	21/01/18	BE



DESIGNED BY	AGG	CHECKED BY	BE
DRAWN BY	AH	APPROVED BY	BE
HOR SCALE	AS SHOWN	RELEASED FOR CONSTRUCTION	
VERT SCALE	AS SHOWN		
DATE	21/01/15	DATE	

PROFESSIONAL'S SEAL
PRELIMINARY DRAWING
NOT TO BE USED FOR CONSTRUCTION
CONSULTANT FILE NAME
2021423-NAIRN-DT-02.DWG

THE CITY OF WINNIPEG PUBLIC WORKS DEPARTMENT ENGINEERING DIVISION

NAIRN AVENUE OVERPASS DECK REHABILITATION

STRUCTURAL DETAILS

CITY DRAWING NUMBER B121-21-06
SHEET 06 OF 12
DRAWING NUMBER 06

TENDER No. 810-2020