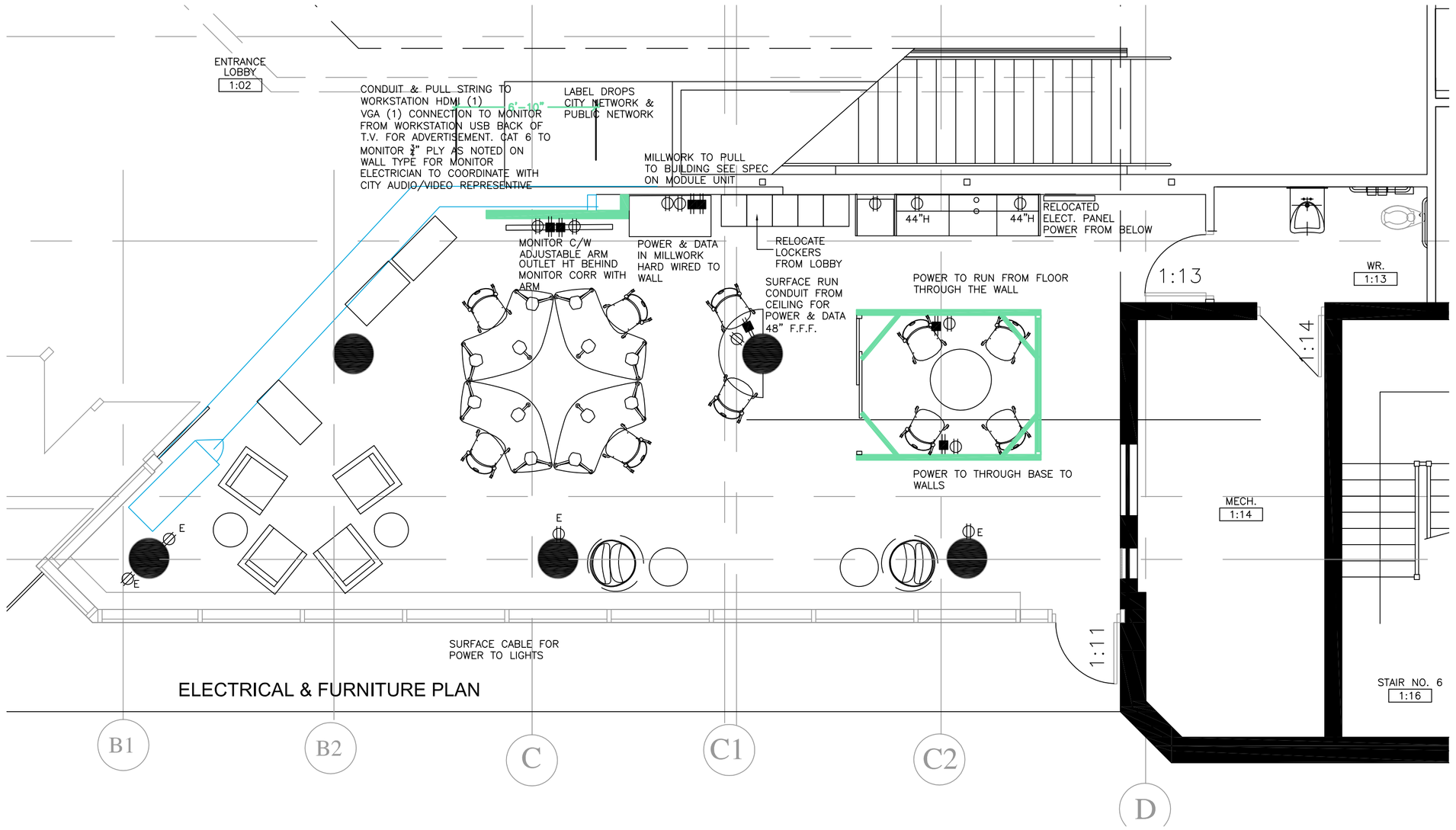


ELECTRICAL & FURNITURE PLAN

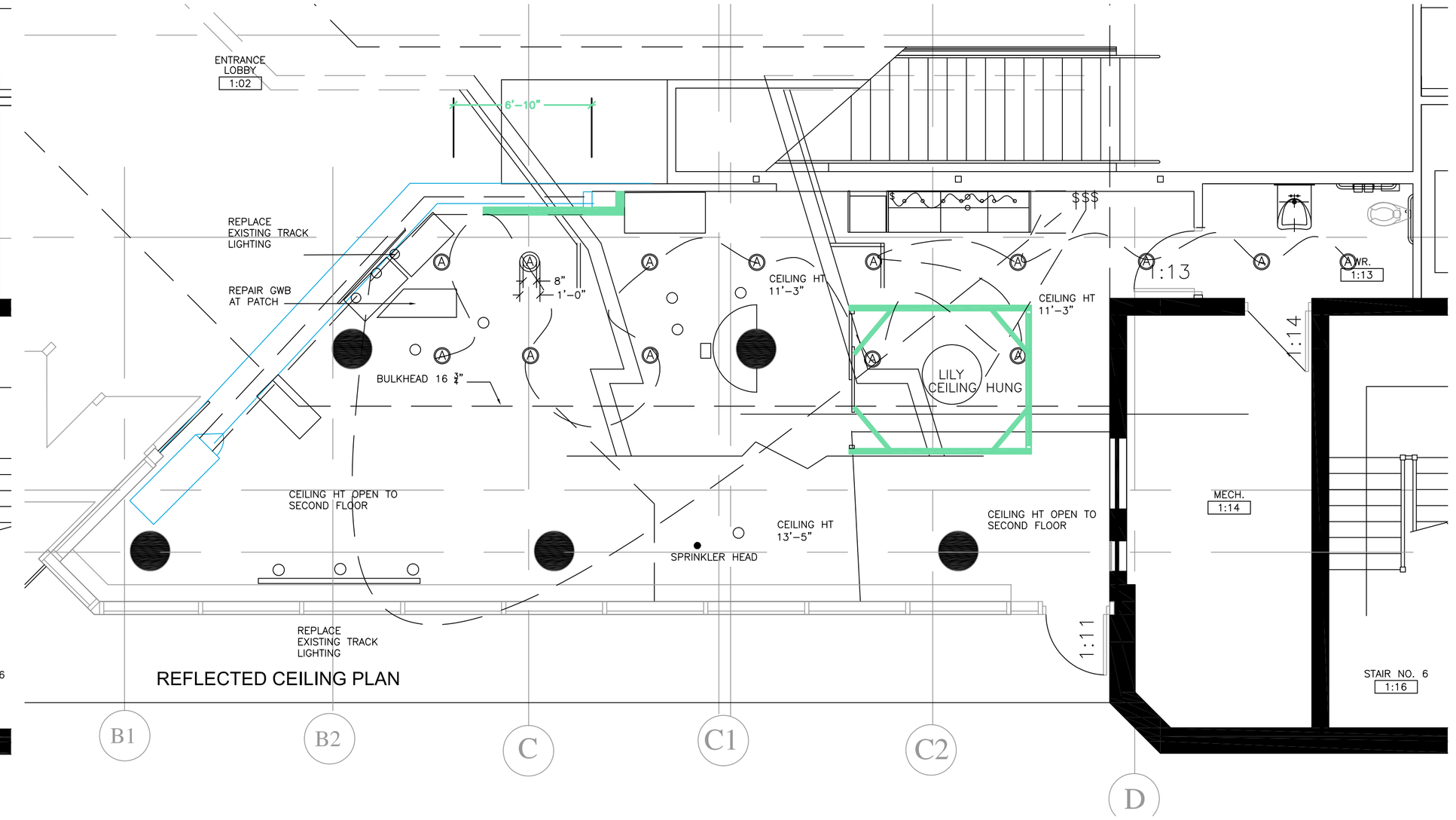


REFLECTED CEILING PLAN

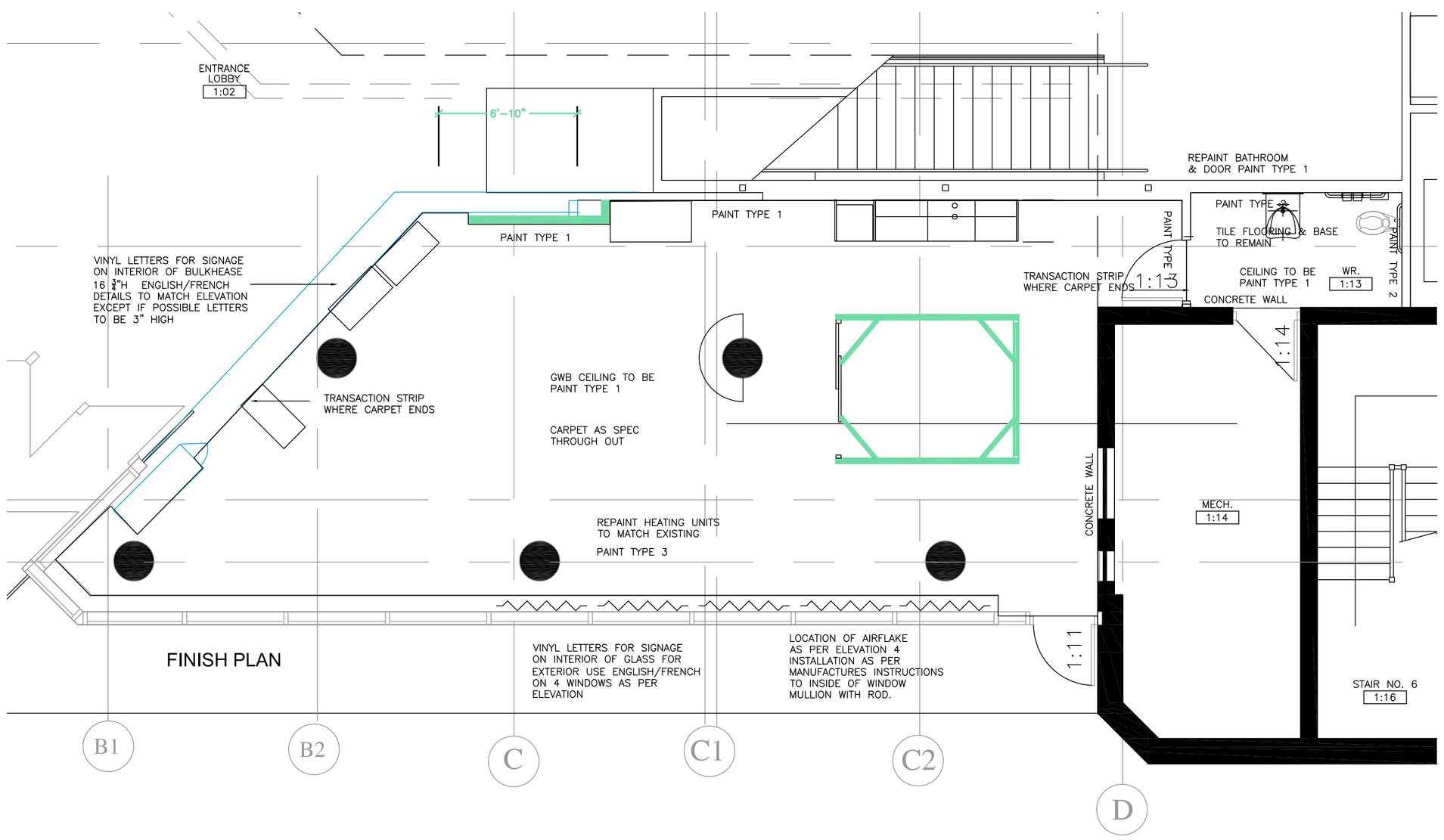


FINISH PLAN

VINYL LETTERS FOR SIGNAGE ON INTERIOR OF GLASS FOR EXTERIOR USE ENGLISH/FRENCH ON 4 WINDOWS AS PER ELEVATION

LOCATION OF AIRFLAKE AS PER ELEVATION 4 INSTALLATION AS PER MANUFACTURES INSTRUCTIONS TO INSIDE OF WINDOW MULLION WITH ROD.

ARCHITECTURAL MATERIAL LIST

INSTALL AS PER MANUFACTURE INSTRUCTIONS
APPLY A 3/4" HARD BOARD MATERIAL OVER EXISTING CERAMIC TILE TO ENSURE THE GROUT LINES DON'T TELEPATHY THROUGH THE CARPET. THE HARD BOARD TO BE INSTALLED FRICTION FIT. ANY ATTACHMENTS TO THE EXISTING CERAMIC TILE MUST BE REVIEWED & APPROVED BY PROJECT OFFICER.
TAPER 3/4" HARD BOARD TO FINISH AT EXISTING TILE FLOOR WITH A 1/4" TRANSITION STRIP AS SPEC'D

CARPET
SHAW OBSERVE COLOR TILE 5T309
COLOR WILD FLORA 05411
SIZE 9" X 36"
HERRINGBONE PATTERN

TRANSITION STRIP AT EDGES OF CARPET
DIAPLAS ALUMINIUM NOIR 1/4" HT STRIP

RCB
JOHNSONITE 4" BASE
CARPET BASE, TA4 GATEWAY WG

STANDARDS ARCHITECTURAL PAINTING SPECIFICATION MANUAL PAINTING
INSTITUTE (MPI) TO APPLY
MANUFACTURE: DULUX, LIFEMASTER OR BETTER

PAINT TYPE 1
DELICATE WHITE DLX1001-1 EGGSHELL

PAINT TYPE 2
TWINKLE DLX1154-4 EGGSHELL

PAINT TYPE 3
TO MATCH HEATING UNITS ALL WINDOW WALL
TILE & STONE

ALL TILE & STONE BY CARRARA TILE
CENTURA CERAMIC FES, COLOR CIELO LUCIDO 5289
5" X 5"
GROUT MAPEI 77 FROST

COUNTER TOPS
RADIANZ QUARTZ SURFACES
CIRRUS AC711 2 CM TH

UNIKA VEAEV

AIR FLAKE BLADES, OPEN
COLOR -60 LIGHT GREY 80%
ATTACHED IN INTERIOR OF WINDOW MULLION
ACCENT COLOR -65 MIDDLE GREY 20%

LIGHTING SPECIFICATIONS

CEILING HUNG LIGHT FIXTURE
UNIKA VAEV
LILY 35.4 " DIA 2.4HT
CUZ1R PLYMOUTH NRC .70
LED DIMMABLE 900 - 1100 LUMENS
10 WATT
236" ELECTRICAL CORD
UNDERSIDE TO BE 7'-0"
F.F.F.

EXISTING LIGHT FIXTURE
TO BE REPLACED WITH
NEW LED
INTENSE LIGHTING, LEVITON COMPANY
SDBDRR-L7-359-DIM-FL/IC8305F
WHITE TRIM, 3500 K

TRACK LIGHTING C/W NEW 8' TRACK
3 HEADS PER TRACK
INTENSE LIGHTING, LEVITON COMPANY
ITLP20=L2-358-B-FL
BLACK FINISH, 3500K
NEW TRACK 10' LONG

$ LIGHT SWITCH MATCH BUILDING STANDARD

ADDITIONAL CABLE & ELECTRICAL NOTES

- DATA RUNS ARE TO THE ELECTRICAL ROOM IN THE CHILDREN'S AREA
- PLEASE ADD THE APPLICABLE ELECTRICAL INFO BELOW

- DATA RUNS ARE TO THE ELECTRICAL ROOM IN THE CHILDREN'S AREA
- PLEASE ADD THE APPLICABLE ELECTRICAL INFO BELOW
- ALL OPENINGS THROUGH FIRE ASSEMBLIES ARE TO BE FIRE STOPPED & SEALED WITH ULC APPROVED FIRE STOPPING TO MAINTAIN THE INTEGRITY OF THE FIRE SEPARATION & PROVIDE A SMOKE-TIGHT BARRIER.
- ALL WIRING BETWEEN FLOORS, THROUGH FIRE SEPARATION SHALL BE IN EMT CONDUIT & CONCEALED IN ACCESSIBLE CEILING OR WALLS, EXCEPT WHERE DEVICE IS LOCATED IN ACCESSIBLE CEILING. BX/AC-CABLE MAYBE USED FROM JUNCTION BOX AT CEILING SUPPORT SYSTEM.
- ALL EXISTING, RELOCATED & NEW ELECTRICAL RECEPTACLES, SWITCHES, DATA & PHONE IN AREA OF WORK SHALL BE LABELLED AS PER SPECIFICATIONS.
- GENERAL DUTY RECEPTACLES SHALL BE COMMERCIAL QUALITY, WHITE & CSA APPROVED, C/W STAINLESS STEEL TRIM PLATES MOUNTED AS PER EXISTING HEIGHTS OR NOTED.
- SUPPLY & INSTALL LAMACOID NAME PLATES ON RENOVATED PANEL BOARD, PANEL SCHEDULE SHALL BE RELABELED TO CORRESPOND WITH NEW CIRCUITS, RETYPE NEW PANEL SCHEDULE & INSERT INSIDE OF ASSOCIATED PANEL DOOR WITH SLEEVE PROTECTOR.
- THE CONTRACTOR PERFORMING THE DATA CABLING INSTALLATION SHALL HAVE A STRUCTURAL CABLING INDUSTRY AFFILIATION SUCH AS BICSI MEMBERSHIP, RCDD & OR A STRUCTURAL CABLING VENDOR CERTIFICATION.
- ALL DATA CABLING INSTALLERS SHALL BE LICENSED & INSURED.

- HORIZONTAL CABLING
- 1.1 CATEGORY 6 CABLING SHALL BE CERTIFIED & TESTED TO A MINIMUM OF 250 MHZ THE CAT 6 HORIZONTAL CABLING SHALL MEET THE MINIMUM TECH SPECIFICATION IN TELECOMMUNICATIONS INDUSTRY ASSOC. TIA 568A COLOR TO BE BLUE
- ALL DATA TELECOM JACKS SHALL BE OF CAT 6 6 CONNECTORS & SHALL BE TIA CERTIFIED. CAT 6 COLOR BLUE.
- NO INSTALLED CABLING MAY BE EXPOSED TO VIEW OUTSIDE OF THE WIRING ROOM OR FINISHED SPACE. IT SHALL BE WITHIN A RACEWAY, POWER POLE OR IN A SUSPENDED CEILING.
- ALL HORIZONTAL CABLING RUNS SHALL RUN FROM EACH WORK AREA IN A STAR TOPOLOGY TO A WIRING ROOM OR AS SHOWN. THERE SHALL BE NO CONNECTOR IN THE CABLE RUN BETWEEN THE OUTLET IN THE WORK AREA & THE WIRING ROOM. EXCEPT FOR DATA ZONE BOXES. ALL CABLES SHALL SUPPORTED BY J-HOOKS OR SUPPORTED BY EXISTING WIRE TRAY. ALL EXPOSED CAT 6 CABLING SHALL BE PLENUM-RATED UNLESS ENCLOSED IN EMT CONDUIT. CABLING SHALL BE IN EMT CONDUIT & JUNCTION BOXES IN OPEN CEILING SPACE.
- NO CABLING RUN MAY EXCEED A LENGTH OF 90 METERS.
- ALL CAT 6 CABLEING SHALL BE TERMINATED IN TEH WIRING CLOSED ON RACK MOUNTED CAT 6 PATCH PANELS (MAX 48 JACKS PER PANEL). SUPPLY PATCH PANELS, COMPLETE DATA CABLING FROM PATCH PANEL TO ORIGINAL SOURCE IN BUILDING, CONTACT THE CITY OF WINNIPEG BTS, THROUGH CONTRACT ADMIN.

THE CAT 6 CABLING IN THE RACKS SHALL BE INSTALLED WITH SUFFICIENT & APPROPRIATE MOUNTING CLIPS, BRACKETS & CABLE MANAGEMENT TO PROVIDE A SECURE & MAINTAINABLE SYSTEM. CARE SHALL BE TAKEN TO NOT CAUSE
THE CABLE TO BE OVERLY CRIMPED.

- THE UTP CAT 6 CABLE TAIL SHALL BE TERMINATED IWTH A MIN.OF 14" OF SLACK BUT NOT TO EXCEED 18".
- AFTER DRESSING CABLE TO THE FINAL LOCATION, THE SHEATH SHALL BE REMOVED TO A POINT THAT ALLOWS THE CONDUCTORS TO BE SPLAYED & TERMINATED IN A NEAT & UNIFORM FASHION. EVERY EFFORT MUST BE MADE TO MAINTAIN SHEATH INTEGRITY BY REMOVING ONLY AS MUCH AS IS PRACTICAL TO ACCOMPLISH TERMINATION. CABLE PARI TWIST SHALL BE AMINTAINED UP TO THE POINT OF TERMINATION. AS STATED IN TIA-568A, THE PAIRS IN A CABLE SHOULD NEVER BE UNTWISTED MORE THAN .5" FROM THE POINT OF TERMINATION. UNDER NO CIRCUMSTANCES SHALL CABLE PAIRS BE UNTWISTED OR ALTERED PRIOT TO TERMINATION.
- ANY UNUSED HORIZONTAL CABLING SHALL BE LABELED & LOOSELY COILED.

- CONTRACTOR SHALL SPECIFY CABLES PROPOSED FOR USE & SUBMIT DOC PROVING THAT THE PROPOSED CABLES MET THESE SPECIFICATIONS.

LABELING

- ALL CABLES (NEW & RELOCATED) SHALL BE LABELED WITH TAG WRAPS OR SOME OTHER PERMANENT MARKER CAPABLE OF WITHSTANDING MULTIPLE PULLING OR CABLE THROUGH RACEWAYS. LABELS SHALL BE LOCATED .5 METER FROM THE WORK AREA END.
- ALL TERMINATIONS SHALL BE CLEARLY IDENTIFIED ON PATCH PANELS IN WIRING RM. ALL JACKS IN THE PATCH PANEL MUST BE IN SEQUENTIAL ORDER.
- AT EACH WORK AREA, FACEPLATES OUTLETS SHALL BE PROFESSIONAL PRINTED WITH JACK NUMBERS CLEARLY VISIBEL WITHOUT REMOVING OUTLET FACEPLATE. THE LABING SHALL BE METAL OR VINYL ADHESIVE TAPE WITH EMBOSSED OR INDELIBLE PRINTING FOR EACH OUTLET. FIELD TEST QUALITY
- THE CONTRACTOR SHALL VISUALLY INSPECT ALL CABLES, CABLE REELS, & SHIPPING CARTONS TO DETECT CABLE DAMAGE INCURRED DURING SHIPPING. VISIBLY DAMAGED ITEMS SHALL NOT BE INSTALLED.
- CONDUCT CABLE TESTING ONLY UPON COMPLETION OF INSTALLATION
- A MINIMUM OF A LEVEL II-E FIELD TESTER SHALL BE USED TO VERIFY CABLING PERFORMANCE.
- IN ADDITION TO HARD COPY TEST RESULTS, ACCEPTABLE ELECTRONIC FORMAT FOR TEST RESULT ARE MICROSOFT EXCEL FOR EACH LINK.
- THE CONTRACTOR SHALL DESCRIBE IN DETAIL ITS PROPOSED TEST PLAN TO DETECT ANY DEFECTIVE COMPONENTS & TO DEMONSTRATE THAT THE INSTALLATION COMPLIES WITH THE SPECIFICATION.

POWER & SYSTEMS LEGEND

- DUPLEX OUTLET (REF. TO ELECT. DWGS.)
- IG ISOLATED GROUND OUTLET ( REF. TO ELECT. DWGS )
- 2 DATA LINES TO MATCH EXISTING WIRING SYSTEM
- E EXISTING

LAND LINE FOR
PHONE AT
COLUMN CAT 6
WIRING

46" MONITOR, MOUNT & INSTALLATION
SUPPLIED BY CITY
DATA CLOSET ON MAIN FLOOR NEAR
CHILDREN AREA

PROVINCE OF MANITOBA
M.GIESBRECHT
PROFESSIONAL INTERIOR DESIGNER

| NO. | DATE | DESCRIPTION | BY |
|---|---|---|---|
| 2 | FEB 10,2021 | CARPET INSTALL OVER 1/4"BOARD | M.G. |
| 1 | FEB 10,2021 | ADDITIONAL NOTE DATA/ELEC | M.G. |

Drawings and specifications, as instruments of service are the property of the designer, the copyright in the same being reserved to them. No reproduction may be made without the permission of the designer, and All prints to be returned.
The contractor is to verify dimensions and data noted herein with conditions on the site and is held responsible for reporting any discrepancy to the designer for adjustment.

I.D.
SYNERGY INTERIOR DESIGN INC
13 Rosewarne. Avenue WINNIPEG, MB Canada R2M 0V8
204 233 9159
malvine@synergyinteriors.com
http://synergyinteriors.com

DATE OCT 2020 SCALE 1/4" = 1'-0" REVISIONS
DRAWN BY M.G. CHECKED BY M.G.

MILLENNIUM LIBRARY , MAIN FLOOR
COMMUNITY CONNECTION
251 DONALD ST. WINNIPEG
AUTOCAD NUMBER DWG. ID-2