

CCTV SYSTEM PARTS

| ITEM | PART# / DESCRIPTION |
|-------------------------|---|
| CCTV CAMERA | HANWHA XNV-8080R 5MP VANDAL IR ROME |
| SURFACE CAMERA ADAPTOR | HANWHA SBV-158G BACKBOX - BOX ACCEPTS 3/4" EMT. |
| EXTERIOR CAMERA ADAPTOR | HANWHA SBV-158G BACKBOX WITH HANWHA SBV-160WC WEATHER CAP |
| CCTV RECORDER | NETWORK VIDEO RECORDER TO SUPPLIED BY THE CITY OF WINNIPEG, MUNICIPAL ACCOMMODATION DEPARTMENT FOR CONTRACTOR TO INSTALL. |

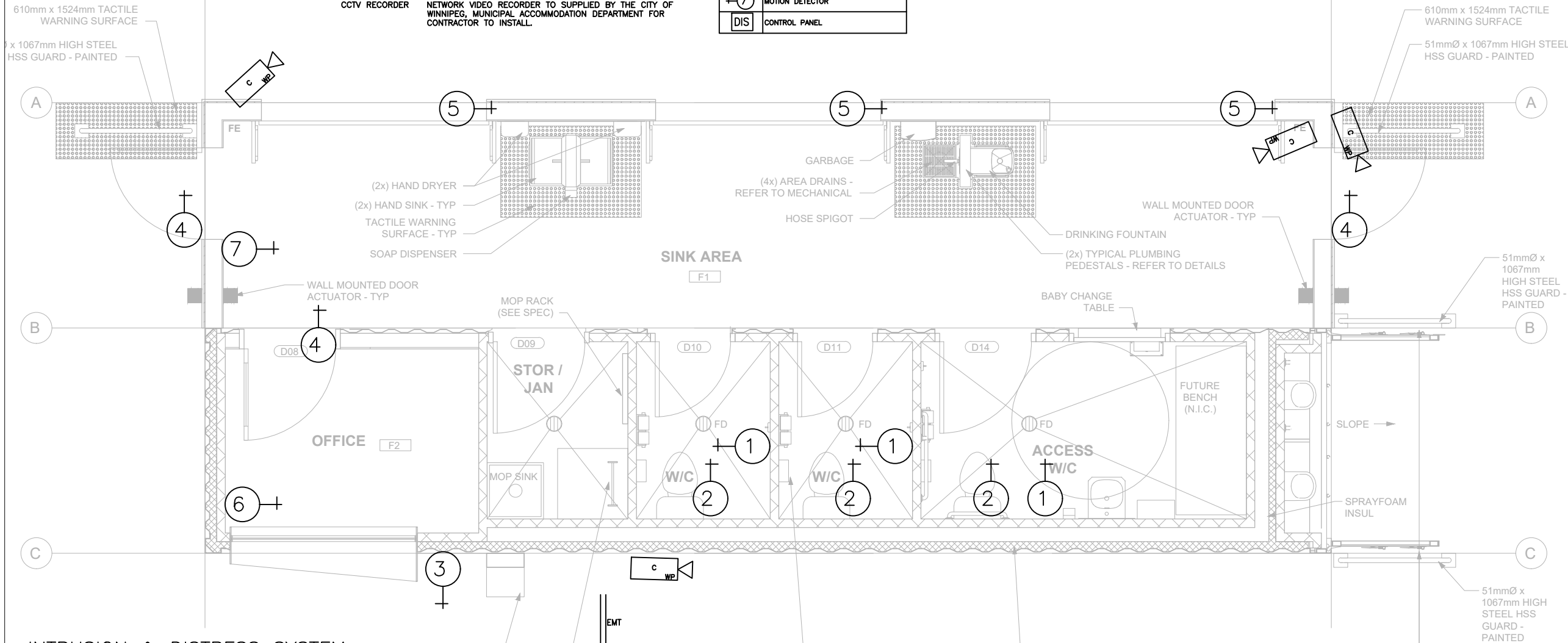
PANIC/ DISTRESS ALARM SYSTEM LEGEND

| | |
|-----|-----------------------|
| ④ | DOOR CONTACT |
| ⑤ | OVERHEAD DOOR CONTACT |
| ⑥ | KEYPAD |
| ⑦ | MOTION DETECTOR |
| DIS | CONTROL PANEL |

CCTV SPECIFICATIONS

- ELECTRICAL CONTRACTOR TO SUPPLY & INSTALL EMT CONDUITS, JUNCTION BOXES, & SUPPLY & INSTALL CAT6 CABLES FOR THE CCTV SYSTEM. TERMINATE & TEST WIRES. KEEP TEST LOG & INCLUDED IN O&M MANUAL. ELECTRICAL CONTRACTOR TO INCLUDE COST FOR THE INSTALLATION OF THE CCTV COMPONENTS & COMMISSIONING OF THE SYSTEM TO CITY OF WINNIPEG SATISFACTION. CCTV SYSTEM IS LOCATED AT SECOND LEVEL MECH. ROOM.

NOTE: 2 FIRE EXTINGUISHERS (FE)
FACE OF COLUMN - CONFIRM
WITH CONTRACT ADMINISTRATOR



CCTV LEGEND

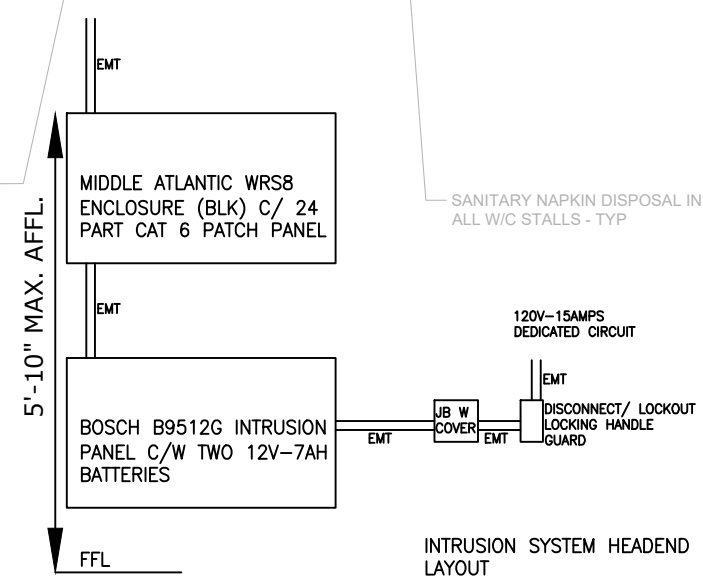
| | |
|--|-------------|
| | CCTV CAMERA |
|--|-------------|

PANIC/ DISTRESS ALARM SYSTEM

- ELECTRICAL CONTRACTOR TO SUPPLY & INSTALL EMT CONDUITS, JUNCTION BOXES, & SUPPLY & INSTALL REQUIRED CABLES FOR THE PANIC/ DISTRESS ALARM SYSTEM AS SPECIFIED.
- DISTRESS SYSTEM SHALL COMPRISE OF:
 - PANIC BUTTON: NO MOVING PARTS, STAINLESS STEEL COVER PLATE C/W VANDAL PROOF HARDWARE, WIRED SYSTEM. ENGRAVED TEXT ABOVE BUTTONS TO READ "ACTIVATE TO CALL ALARM IN CASE OF NEED. ALARM WILL SOUND".
 - STROBE LIGHT: VANDAL PROOF HARDWARE INSTALLED TO ORDINARY OUTDOOR RATED OCTAGON RECESSED BOX C/W VANDAL PROOF HARDWARE, WIRED SYSTEM.
 - HORN/SIREN: TEMPORAL SIGNAL OUTPUT.
 - MAIN SYSTEM: TO BE HARDWIRED TO ABOVE DEVICES, ACTIVATION OF PARTICULAR PANIC BUTTON WILL ACTIVATE SELECTIVE STROBE LIGHT & HORN/SIREN C/W LOG FOR LOGGING CAPABILITY TO SAVE & RETAIN EVENTS FOR 12 MONTHS.

INTRUSION & DISTRESS SYSTEM PARTS

| ITEM | PART# / DESCRIPTION |
|-----------------------|---|
| MOTION DETECTOR | BOSCH ISC-CDL1-W15 COMMERCIAL SERIES TRI-TECH |
| DOOR CONTACT | GRI 199-12W* DPDT 1" |
| OVERHEAD DOOR CONTACT | GRI 4700-A* |
| * RESISTOR PACK | GRI 6444-1 FOUR STATE EOL RESISTOR PACK FOR DOOR & OVERHEAD CONTACTS |
| CONTROL PANEL | INTRUSION SYSTEM - BOSCH B9512GW/ENCLOSURE C/W D101 CABINET LOCK |
| EXPANSION BOARD | TO BE INSTALLED IN CONTROL PANEL TO ACCEPTS MORE INPUTS/OUTPUTS |
| KEYPAD | BOSCH B930 ALPHA-NUMERIC |
| SIREN | 30 WATT 2 TONE SIREN, LOW CURRENT AS SPECIFIED COMPATIBLE WITH SYSTEM |
| PATCH PANEL | MIDDLE ATLANTIC WRS8 ENCLOSURE (BLK) C/ 24 PART CAT 6 |



INTRUSION ALARM

- NOTE: PROVIDE INDENT IN CONC SIDWALK AT INDICATED THUS - TYP
- ELECTRICAL CONTRACTOR TO SUPPLY & INSTALL EMT CONDUITS, JUNCTION BOXES, & SUPPLY & INSTALL CAT3 CABLES FOR INTRUSION ALARM SYSTEM. TERMINATE & TEST WIRES. KEEP TEST LOG & INCLUDED IN O&M MANUAL. SUPPLY & INSTALL TERMINATION POINTS FOR DOOR CONTACTS FOR THE TWO MAIN DOORS & OFFICE DOOR. KEYPAD TO BE WALL MOUNTED IN OFFICE, SYSTEM IN SECOND LEVEL. SYSTEM TO BE MONITORED TO CITY'S CENTRAL SYSTEMS. SUPPLY & INSTALL ALL REQUIRED PARTS FOR A COMPLETE & FULLY WORKING SYSTEM. LOCATION OF KEYPAD IN OFFICE. EXACT LOCATION TO BE CONFIRMED ON SITE.
 - EQUIPMENT NOTED IN PANIC/DISTRESS ALARM SYSTEM TO BE CONNECTED TO INTRUSION ALARM PANEL TO FUNCTION AS SPECIFIED.

PANIC/ DISTRESS ALARM SYSTEM LEGEND

| | |
|---|---|
| ① | PANIC BUTTON, STAINLESS STEEL PLATE WITH NO MOVING PART. INSTALLED AT 30" AFFL. |
| ② | DISTRESS SYSTEM STROBE LIGHT, 70cd. BLUE LIGHT COLOR INSTALL AT 7' AFFL. |
| ③ | DISTRESS SYSTEM HORN/SIREN, 100dB, OUTDOOR RATED, RED COLOR INSTALL AT 9' AFFL. |


IBASA Electrical Engineering
ENTERPRISES Design & Consulting
490 Paul Blvd. Winnipeg, MB R2N 4C8
T. 204-515-1158
info@ibasa.ca www.ibasa.ca

COPY RIGHT RESERVED:
THE CONTRACTOR SHALL VERIFY AND BE RESPONSIBLE FOR ALL DIMENSIONS. DO NOT SCALE THE DRAWING - ANY ERRORS OR OMISSIONS SHALL BE REPORTED TO IBASA ENTERPRISES INC.
THE COPYRIGHTS TO ALL DESIGNS AND DRAWINGS ARE THE PROPERTY OF IBASA ENTERPRISES INC. REPRODUCTION OR USE FOR ANY PURPOSE OTHER THAN THAT AUTHORIZED BY IBASA ENTERPRISES INC. IS FORBIDDEN.

| | | | | | |
|------------------------------|----|-------|------|----|----|
| E RE-ISSUED FOR CONSTRUCTION | AK | AK | 21 | 03 | 18 |
| D RE-ISSUED FOR CONSTRUCTION | AK | AK | 21 | 02 | 26 |
| C RE-ISSUED FOR CONSTRUCTION | AK | AK | 21 | 02 | 04 |
| B ISSUED FOR CONSTRUCTION | AK | AK | 21 | 01 | 30 |
| A ISSUED FOR REVIEW | AK | AK | 21 | 01 | 21 |
| ISSUED | BY | APPR. | DATE | | |

SEAL:

APEGM
Certificate of Authorization
Ibasa Enterprises Inc.
No. 5474 Expiry: April 30, 2021



CLIENT: BRIDGMAN COLLABORATIVE ARCHITECTURE
678 MAIN STREET
WINNIPEG, MB R3B 1E4
(204)488-3857
PROJECT TITLE: LOO LOO WINNIPEG
715 MAIN ST., WINNIPEG, MB
BID OPPORTUNITY 54-2021

SHEET TITLE: MAIN LEVEL-LOW VOLTAGE SYSTEMS

PROJECT NO: 201231

SCALE: 1/4"=1'-0"

DESIGNED BY: AK
DRAWN BY: AK
REVIEWED BY: AK

SHEET NO:

E02.3
-R1