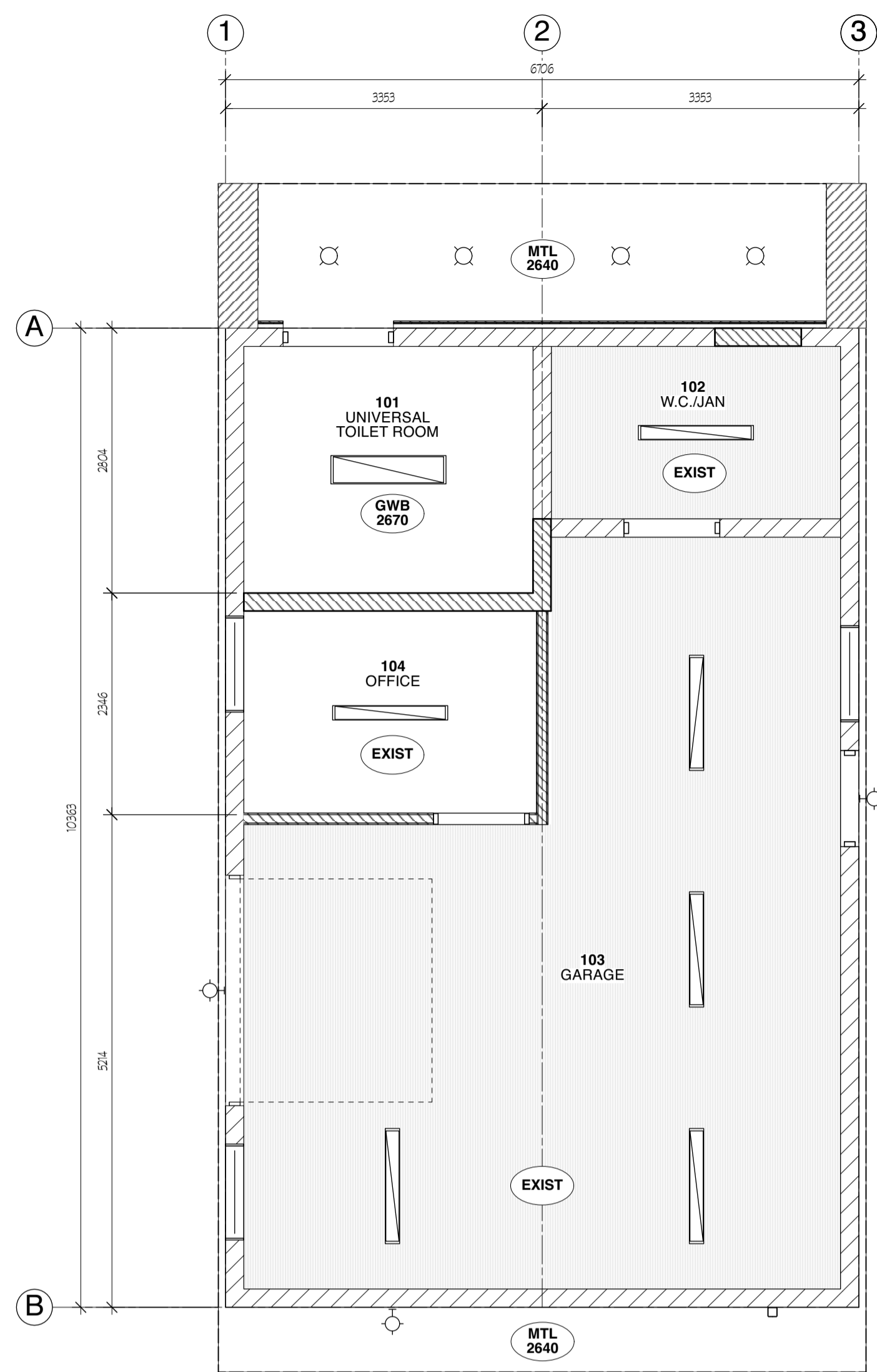
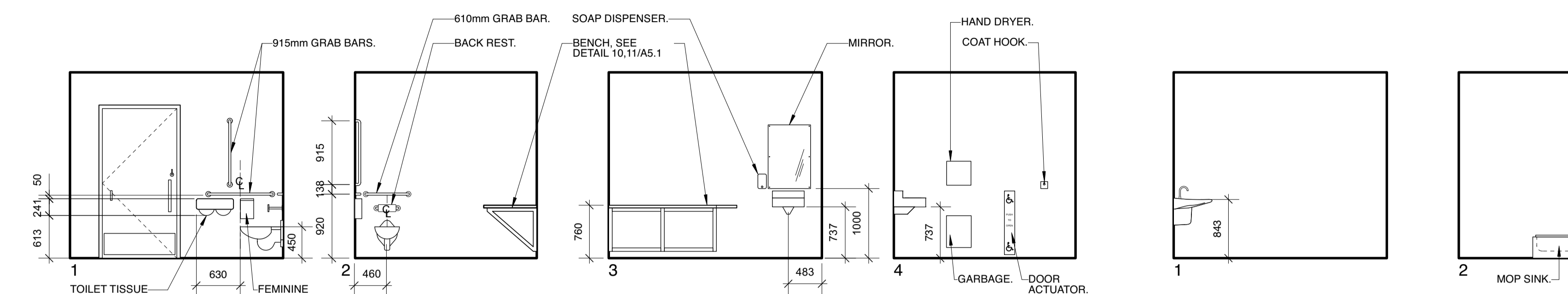


ALL DRAWINGS AND SPECIFICATIONS ARE THE PROPERTY OF THE CONSULTANT.
 NO REPRODUCTIONS MAY BE MADE WITHOUT THE CONSENT OF THE CONSULTANT AND
 ALL REPRODUCTIONS MUST BEAR THE NAME OF THE CONSULTANT.
 THE CONTRACTOR SHALL VERIFY ALL DIMENSIONS, DATUMS AND LEVELS NOTED ON
 THE DRAWINGS WITH THE CONDITIONS ON SITE AND SHALL BE RESPONSIBLE FOR
 REPORTING ANY ERRORS OR OMISSIONS TO THE ENGINEER FOR ADJUSTMENTS.
 THIS DRAWING SHALL NOT BE SCALED.



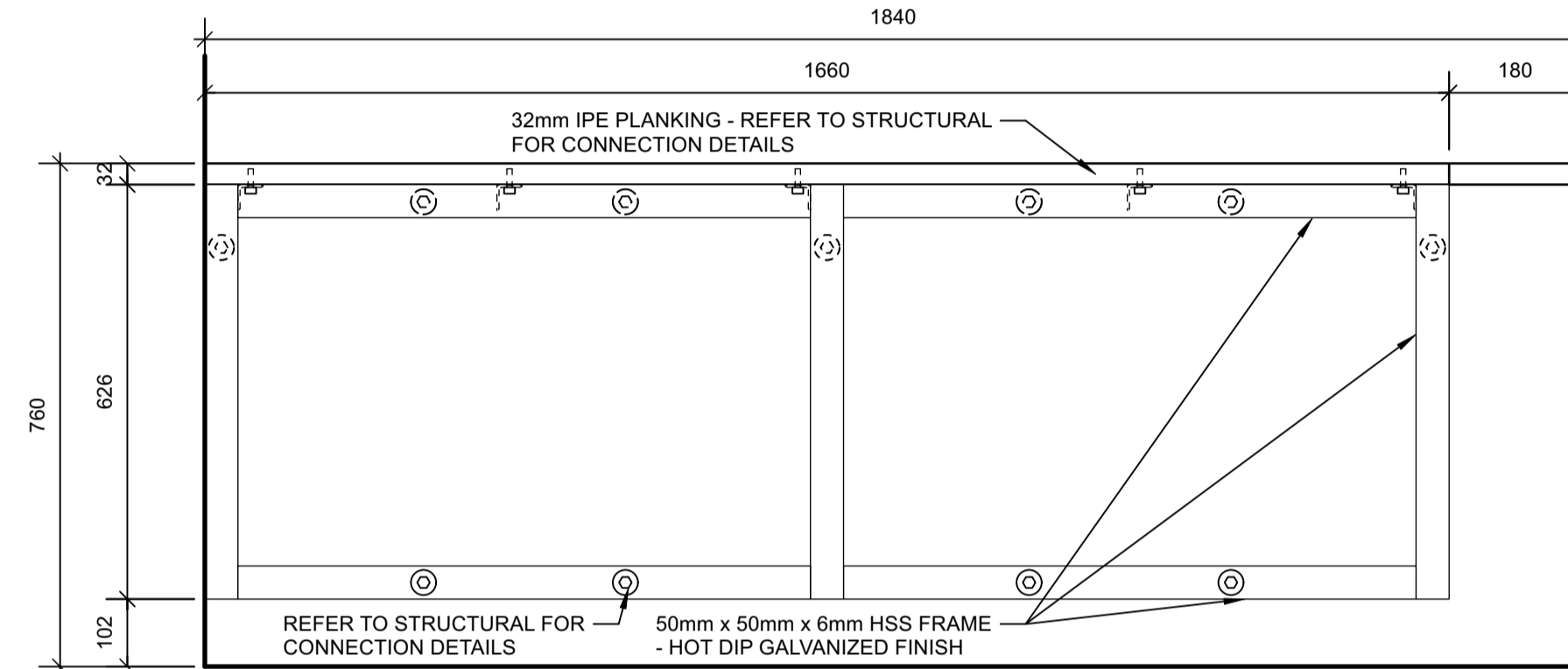
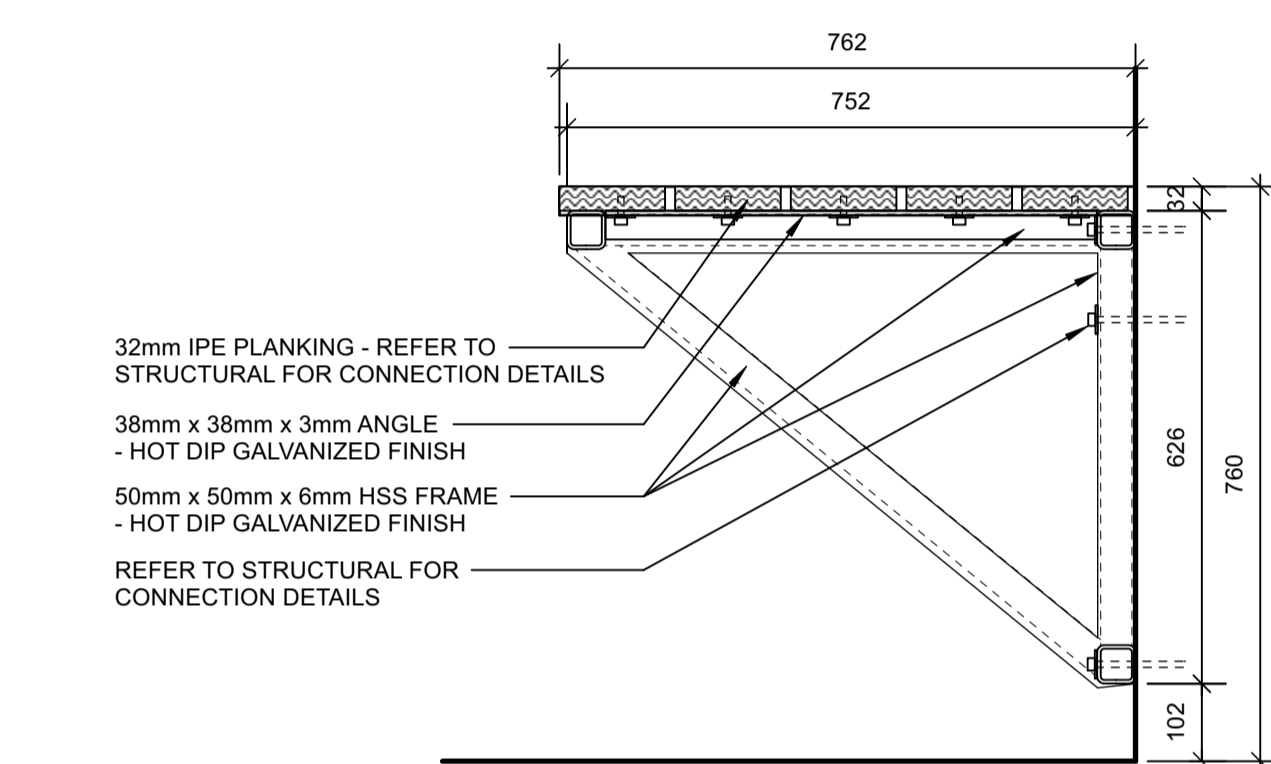
- LEGEND**
- RECESSED LED LIGHT FIXTURE. REFER TO ELECTRICAL.
 - CEILING MOUNTED LIGHT FIXTURE. REFER TO ELECTRICAL.
 - WALL MOUNTED LED LIGHT FIXTURE. REFER TO ELECTRICAL.
 - GWB CEILING
 - EXISTING WOOD CEILING

D REFLECTED CEILING PLAN
 A2.1/A5.1 SCALE: 1/50



1 UNIVERSAL TOILET ROOM #101
 A2.1/A5.1 SCALE: 1/50

2 W.C./JANITOR #103
 A2.1/A5.1 SCALE: 1/50



ROOM FINISH SCHEDULE


Room No.	Room Name	Floor	Base	Walls												Ceiling				REMARKS
				North			South			West			East			Paint Code	Gloss Level	Height		
101	Universal Toilet Room	Concrete/ Sealed	-	Exist.	4.2A	G3	Masonry Block	4.2A	G3	Exist./ Masonry Block	4.2A	G3	Exist./ Masonry Block	4.2A	G3	GW	9.2A	G3	~8'9 1/2"	to match existing
102	W.C./Jan.	Exist. Concrete/ Sealed	-	Exist.	4.2A	G3	Exist.	4.2A	G3	Exist.	4.2A	G3	Exist.	4.2A	G3	GW	9.2A	G3	~8'9 1/2"	new concrete floor as req'd
103	Garage	Exist. Concrete	-	GW/ Masonry Block/ Exist.	9.2A/ 4.2A	G3	Exist.	4.2A	G3	GW/ Masonry Block/ Exist.	9.2A/ 4.2A	G3	GW	9.2A	G5	Exist.	-	-	~8'9 1/2"	existing ceiling structure to remain
104	Office	Exist. Concrete	-	Masonry Block	4.2A	G3	GW	9.2A	G5	Exist.	4.2A	G3	Exist./ Masonry Block	4.2A	G3	Exist.	-	-	~8'9 1/2"	existing ceiling structure to remain

NOTE: EXISTING MASONRY BLOCK WALL DOES NOT REQUIRE LATEX BLOCK FILLER.


DOOR SCHEDULE

Door No.	Door Size	Door						Door Frames					ULC Label	Door Sign	REMARKS
		Type	Thick	Material	Core	Glazing	Finish	Type	Construction	Material	Finish	Hardware			
D101	1100 x 2134	A	45	Steel	Insulated		Paint	1	Welded	Steel	Paint	1		Yes	power actuated door
D102	915 x 2134	A	45	Steel	Hollow		Paint	1	Welded	Steel	Paint	2			
D103A	915 x 2134	A	45	Steel	Insulated		Paint	1	Welded	Steel	Paint	3			
D103B	Exist.											4			replace weatherstripping
D104	915 x 2134	A	45	Steel	Hollow		Paint	1	Welded	Steel	Paint	5			

DOOR TYPES




FRAME TYPES



Revisions
 October 20, 2021 Issued for Construction
 September, 2021 Issued for 95% Review
 Date Revision

Northern Sky Architecture Inc.

100-128 James Avenue
 Winnipeg, Manitoba, Canada
 R3H 0H6
 contact@nsa.ca
 Fax: 204.958.7979
 204.943.6767



Stamp

Project
 City of Winnipeg
Churchill Park Maintenance Building Renovation
 430 Churchill Drive
 Winnipeg, Manitoba

drawing title **REFLECTED CEILING PLAN, INTERIOR ELEVATIONS, DETAILS, SCHEDULES**
 scale as noted designed by kdw
 date October, 2021 drawn by me
 project no. 21.245 reviewed by dko
 reference no. 578-2021 sheet **A5.1** REV.