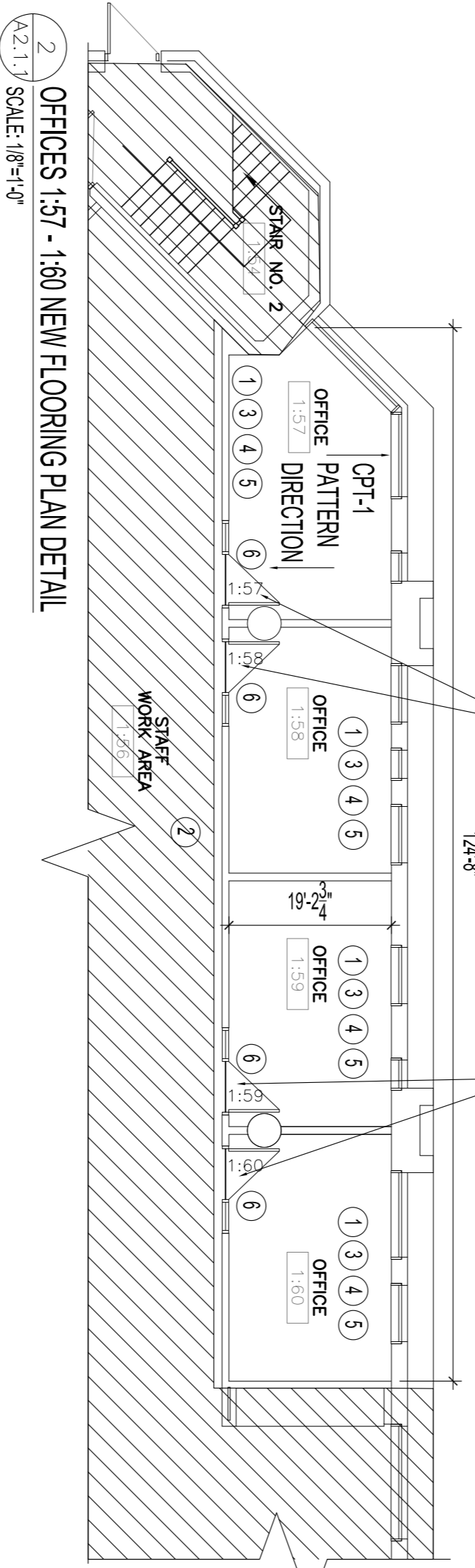
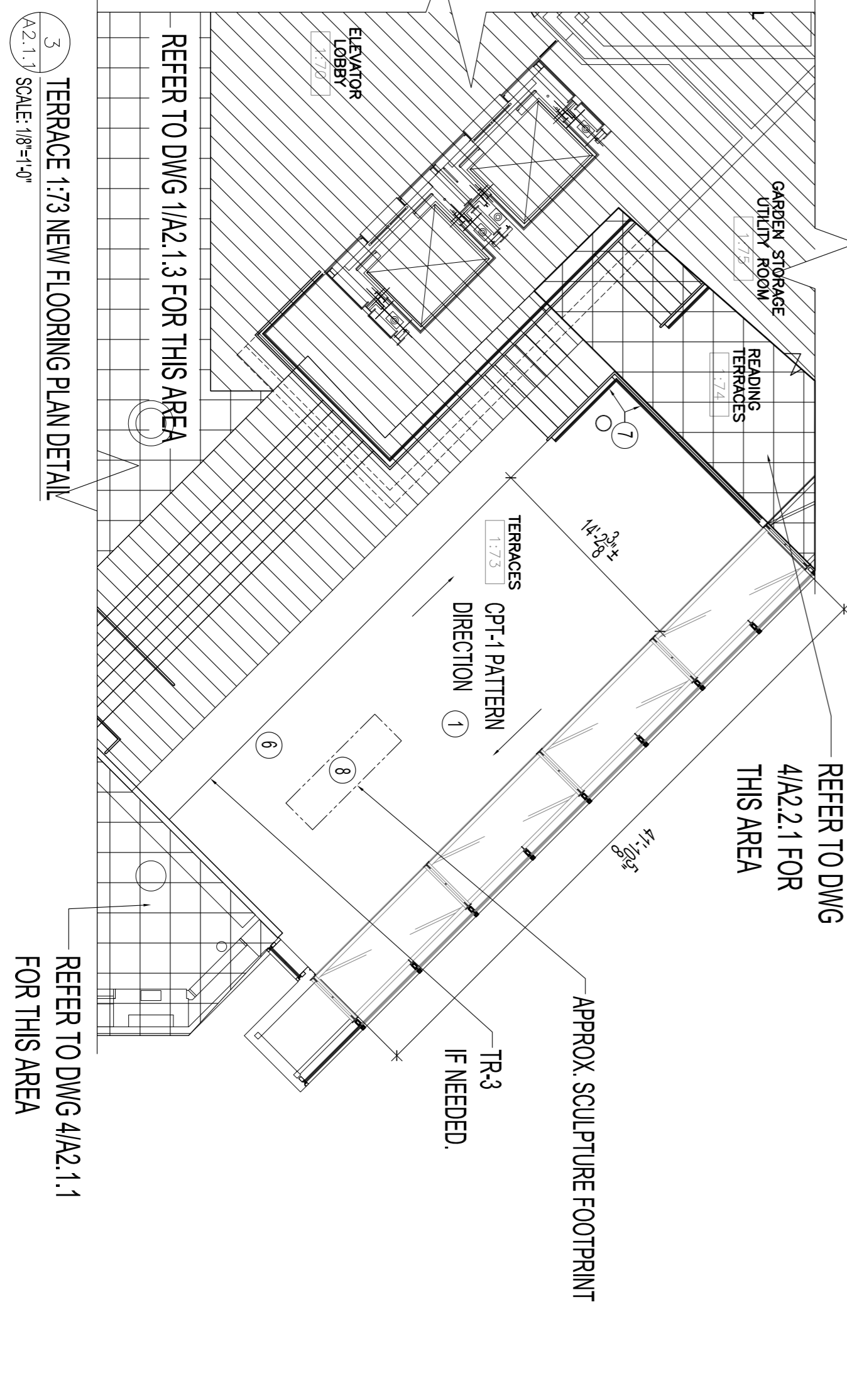


1 MAIN FLOOR - KEY PLAN
A2.1.1 SCALE: N.T.S.



2 OFFICES 1:57 - 1:80 NEW FLOORING PLAN DETAIL
A2.1.1 SCALE: 1/8"=1'-0"

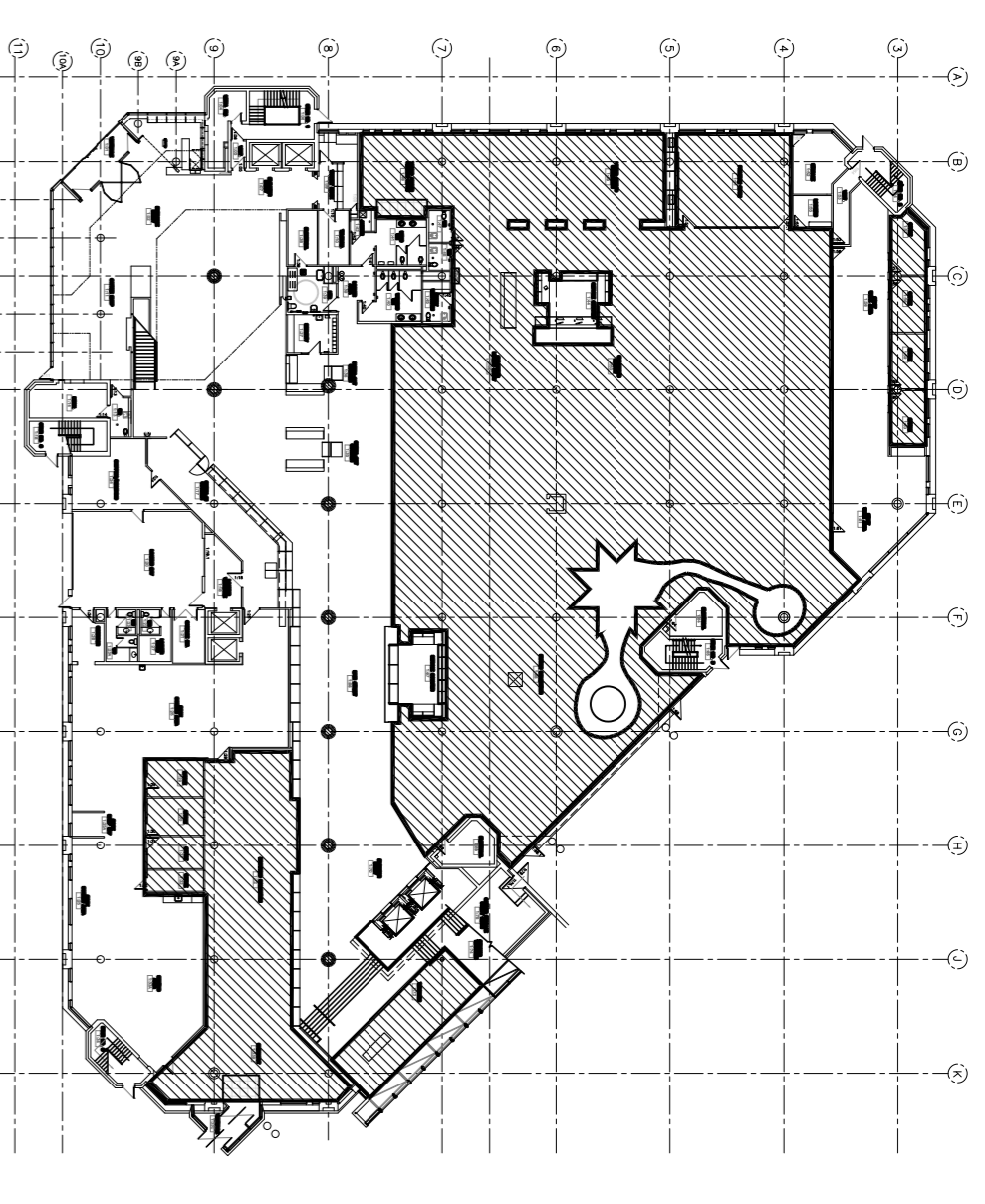


3 TERRACE 1:73 NEW FLOORING PLAN DETAIL
A2.1.1 SCALE: 1/8"=1'-0"

- GENERAL NOTES:**
1. ALL NEW MATERIALS TO BE INSTALLED IN ACCORDANCE WITH MANUFACTURERS RECOMMENDATIONS AND SPECIFICATIONS.
 2. CONTRACTOR TO NOTE LOCATIONS OF GRILLES, POWER RECEPTACLES, AND OTHER FLOOR-HOSTED ELEMENTS. CUT NEW FLOORING TO SUIT. TRANSITIONS TO MATCH EXISTING.
 3. WALLS TO BE CLEANED & PATCHED AS NECESSARY PRIOR TO PAINTING, PATCH AND FILL HOLES.

DRAWING NOTES

1. INSTALL NEW CARPET TILE (ALREADY ON SITE) AS NOTED ON DRAWINGS. CONFIRM CARPET TILE INSTALLATION PATTERN AND DIRECTION WITH CONTRACT ADMINISTRATOR PRIOR TO INSTALL.
2. EXISTING FLOORING TO REMAIN.
3. NEW RUBBER BASE TO BE INSTALLED IN AREAS NOTED ON DRAWING AND ON COLUMNS. NEW BASE TO BE COLOUR CONSISTENT THROUGHOUT.
4. PATCH AND REPAIR WALLS WHERE DAMAGE OCCURS FROM CARPET REMOVAL AND/OR INSTALLATION. MATCH PAINT COLOUR TO EXISTING COLOUR. ENTIRE WALL TO BE REPAINTED. SPOT PAINTING UNACCEPTABLE.
5. RADIATORS TO BE REINSTALLED IF LOOSENED DURING CARPET DEMOLITION.
6. WHERE NEW CARPET TILE MEETS EXISTING FLOORING, IF FEASIBLE SALVAGE EXISTING TRANSITION STRIPS. IF NEW REQUIRED, MATCH TO EXISTING. SUBMIT SAMPLE(S) PRIOR TO ORDERING AND ADVISE CONTRACT ADMINISTRATOR OF REQUIRED LOCATIONS.
7. WHERE CARPET MEETS GLASS GUARD RAILS OR WOOD CLADDING, IT IS TO BUTT UP TO VERTICAL SURFACE TO MATCH EXISTING CONDITION.
8. AREA BENEATH SCULPTURE CURRENTLY UNCARPETED. CARPETING TO BE COMPLETED WITH SCULPTURE IN PLACE. CONTRACTOR TO SITE CONFIRM SIZE AND LOCATION. NEW CARPET TO BUTT UP TO EDGE OF SCULPTURE BASE. CONTRACTOR TO ADVISE AFTER DEMOLITION IF SUFFICIENT CLEARANCE EXISTS BETWEEN SCULPTURE BASE AND SUBFLOOR TO INSERT EXTRA CARPET STRIP UNDERNEATH SCULPTURE BASE TO DISGUISE TRANSITION.



KEY PLAN
SCALE: N.T.S.

LEGEND

[Hatched Box]	DENOTES AREA NOT IN CONTRACT
[Grid Box]	DENOTES AREA CAPTURED ON OTHER DRAWING

NOTES:

THESE DRAWINGS SHALL NOT BE SCALED.

THE CONTRACTOR SHALL VISIT THE SITE AND VERIFY ALL DIMENSIONS, DATA AND DETAILED INFORMATION SHOWN ARE CORRECT.

THE CONTRACTOR IS TO REVIEW AND COORDINATE ALL ARCHITECTURAL, MECHANICAL, ELECTRICAL AND STRUCTURAL DRAWINGS FOR ADDITIONAL OPENINGS THROUGH FLOORS, WALLS AND CEILING STRUCTURE. PREPARE ELECTRICAL RISERS AND ALL OPENINGS NOT SHOWN ON DRAWINGS.

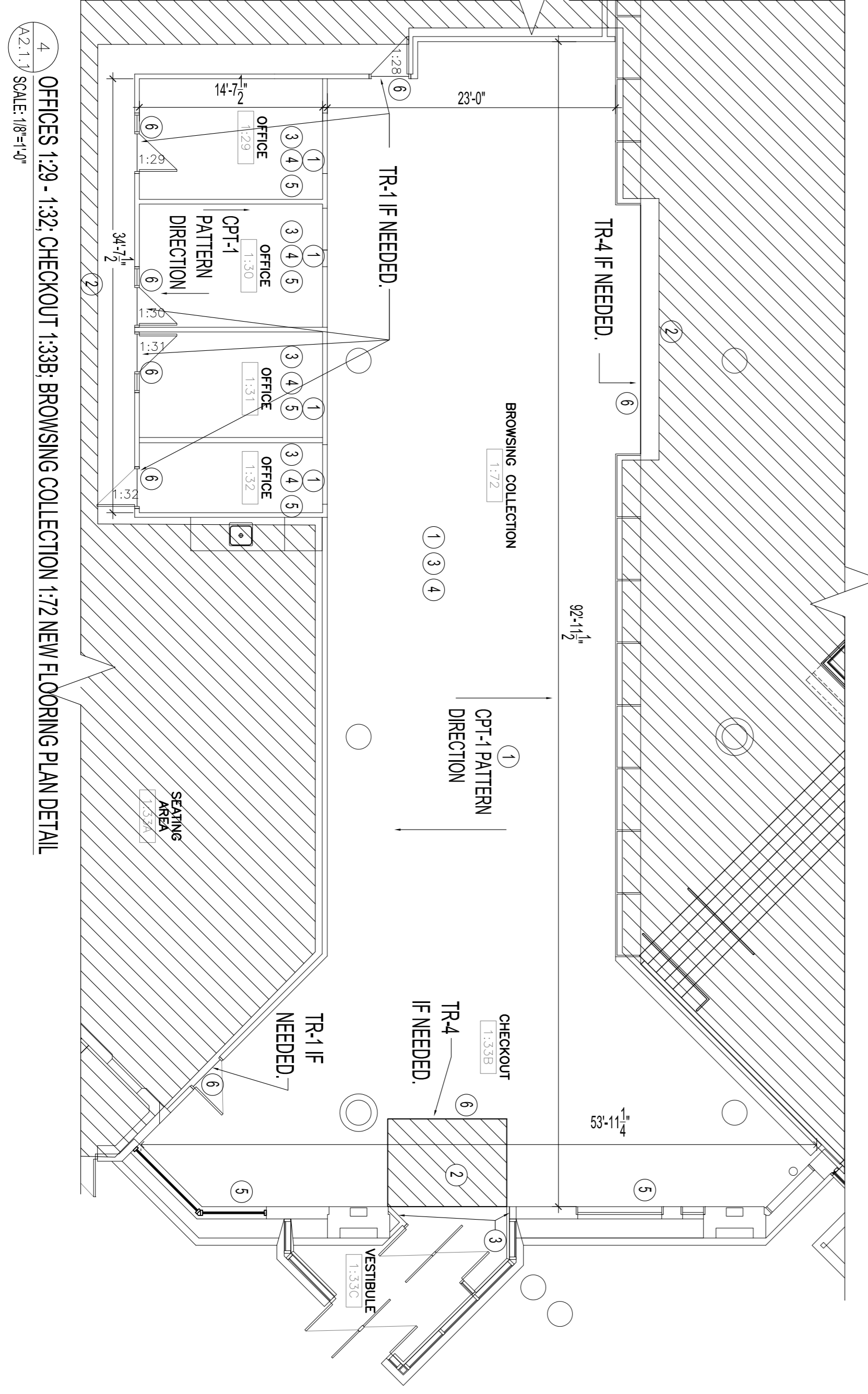
ALL OPENINGS THROUGH FLOOR ASSEMBLIES ARE TO BE REE STOPPED AND SEALED WITH UIC APPROVED FIRE STOPPING TO MAINTAIN THE INTEGRITY OF THE FIRE SEPARATION, AND PROVIDE A SMOKE TIGHT BARRIER.

ALL PRODUCTS AND MATERIALS TO BE USED AND INSTALLED SHALL CONFORM WITH MANUFACTURERS SPECIFICATIONS & APPLICABLE CODES.

THE CONTRACTOR SHALL BE RESPONSIBLE TO PATCH AND MAKE GOOD ALL EXISTING CONDITION DAMAGE CAUSED BY THE REMOVAL OF ALL ITEMS FORMING THE PART OF THE RENOVATION WORK.

WHERE NEW FLOORING AND BASE IS TO BE INSTALLED IN EXISTING AREAS REFER TO FLOOR PLAN AND ROOM SCHEDULE THE EXISTING FLOORING SURFACE AND BASE MUST BE REMOVED UNLESS OTHERWISE NOTED. ALL FLOOR SURFACES SHALL BE PREPARED IN ACCORDANCE TO MANUFACTURERS RECOMMENDATIONS FOR INSTALLATION OF NEW FLOOR.

WHERE FINISHING OF EXISTING WALLS IS INDICATED ON THE ROOM SCHEDULE, THESE WALLS MUST BE CLEANED OF ANY EXISTING WALL COVERING, PATCHED & REPAIRED TO ACCEPT NEW MATERIAL, UNLESS OTHERWISE NOTED.



4 OFFICES 1:29 - 1:32; CHECKOUT 1:33B; BROWSING COLLECTION 1:72 NEW FLOORING PLAN DETAIL
A2.1.1 SCALE: 1/8"=1'-0"

NO.	REVISION/DESCRIPTION	BY	DATE
0	ISSUED FOR CONSTRUCTION	CEA	02.18.2022
0	ISSUED FOR FINAL CLIENT APPROVAL	CEA	11.04.2021
0	ISSUED FOR CLIENT REVIEW	CEA	10.29.2021

DRAWN BY	SPECIA	CHECKED BY	APPROVED
DATE	2022.02.15	USER APPROVAL	

CITY OF WINNIPEG
MUNICIPAL ASSETS & PROJECT MANAGEMENT DEPARTMENT
MUNICIPAL ACQUISITIONS DIVISION
4th FLOOR, 185 KINGS ST., WINNIPEG, MANITOBA, R3B 1J1

PROJECT
TENDER NO. 139-2022
INTERIOR RENOVATIONS FOR
MILLENNIUM LIBRARY
251 DONALD STREET

MAIN FLOOR
KEY PLAN AND FLOORING PLAN DETAILS
AND NOTES

SCALE PROJECT NO. SHEET NO.
AS SHOWN 2021-059 A2.1.1

DRAWING SHEET SIZE: A1 (841mm x 594mm) PLOT: 1:1