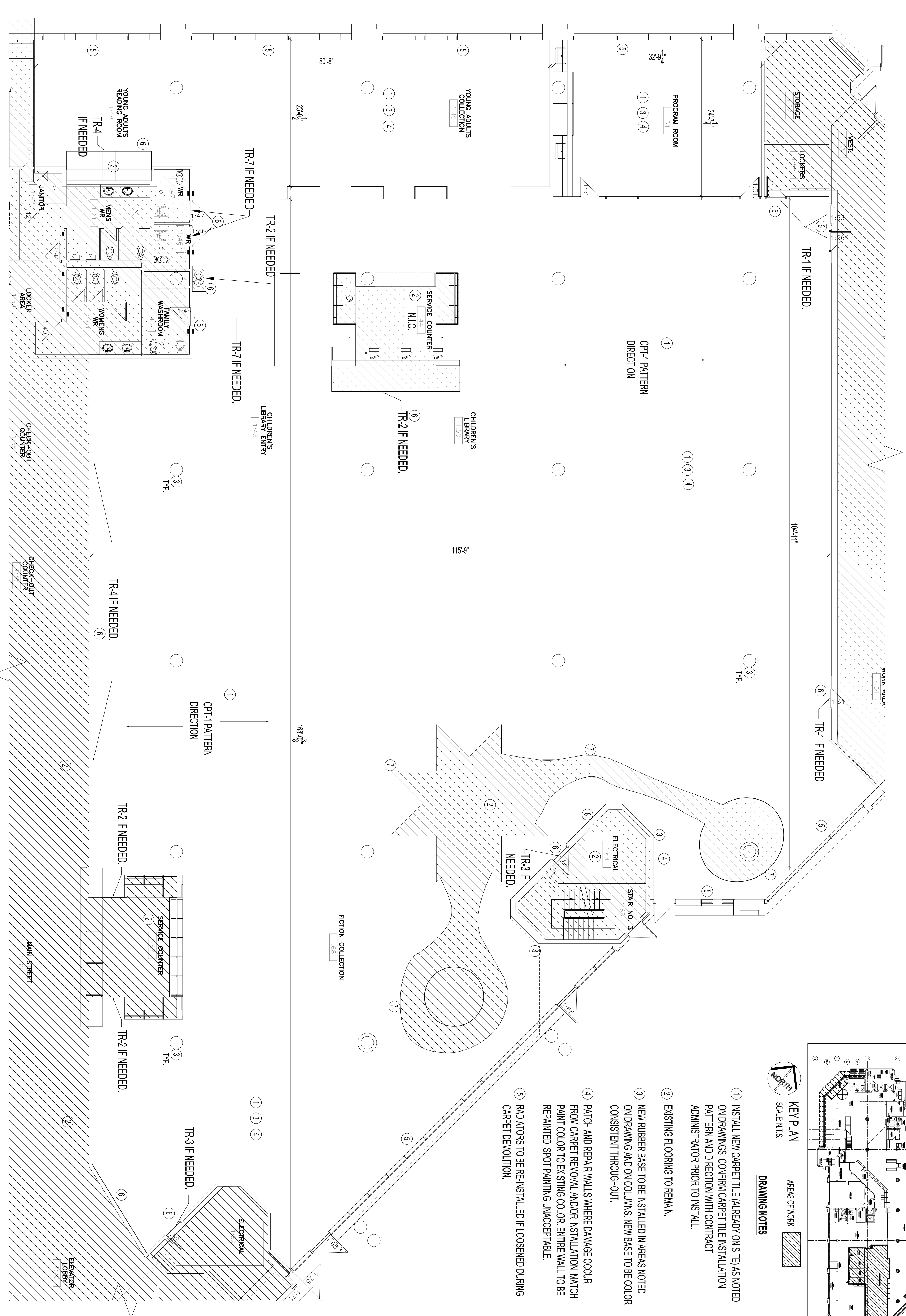
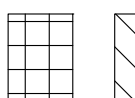
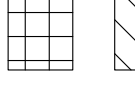


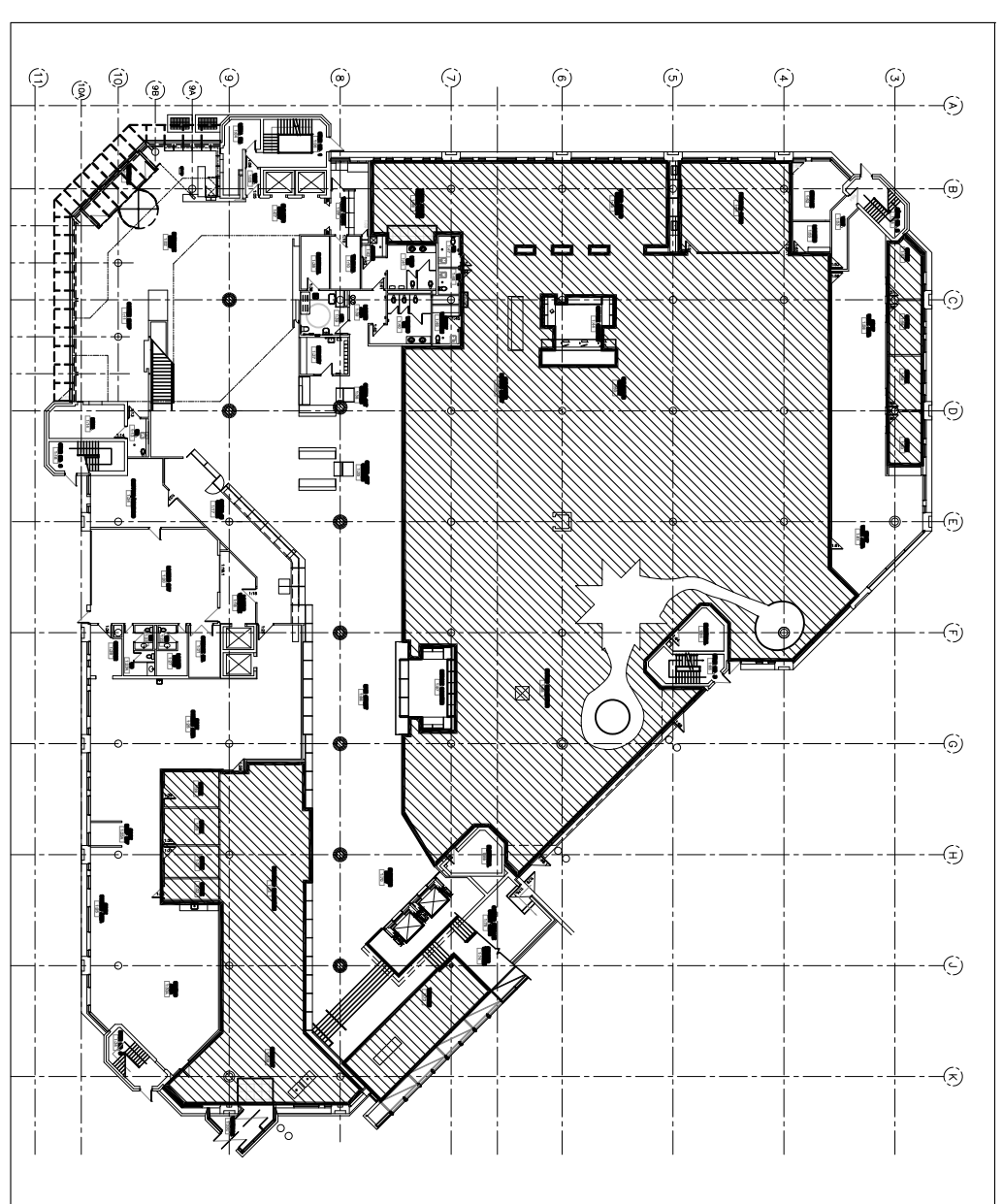
1 CHILDRENS LIBRARY ENTRY 1:43; YOUNG ADULTS READING ROOM 1:48; CHILDRENS LIBRARY 1:50; PROGRAM ROOM 1:51; FICTION COLLECTION 1:68 NEW FLOORING PLAN DETAIL

A2.1.2 SCALE: 1/8"=1'-0"



**LEGEND**

 DENOTES AREA NOT IN CONTRACT  
 DENOTES AREA CAPTURED ON OTHER DRAWING



**KEY PLAN**  
SCALE: N.T.S.

**DRAWING NOTES**

- 1 INSTALL NEW CARPET TILE (ALREADY ON SITE) AS NOTED ON DRAWINGS. CONFIRM CARPET TILE INSTALLATION PATTERN AND DIRECTION WITH CONTRACT ADMINISTRATOR PRIOR TO INSTALL.
- 2 EXISTING FLOORING TO REMAIN.
- 3 NEW RUBBER BASE TO BE INSTALLED IN AREAS NOTED ON DRAWING AND ON COLUMNS. NEW BASE TO BE COLOR CONSISTENT THROUGHOUT.
- 4 PATCH AND REPAIR WALLS WHERE DAMAGE OCCUR FROM CARPET REMOVAL AND/OR INSTALLATION. MATCH PAINT COLOR TO EXISTING COLOR. ENTIRE WALL TO BE REPAINTED. SPOT PAINTING UNACCEPTABLE.
- 5 RADIATORS TO BE RE-INSTALLED IF LOOSENED DURING CARPET DEMOLITION.
- 6 WHERE NEW CARPET TILE MEETS EXISTING FLOORING, IF FEASIBLE SALVAGE EXISTING TRANSITION STRIPS. IF NEW REQUIRED MATCH TO EXISTING. SUBMIT SAMPLE(S) PRIOR TO ORDERING AND ADVISE CONTRACT ADMINISTRATOR OF REQUIRED LOCATIONS.
- 7 NEW CARPET TILE TO BE CUT TO ACCOMMODATE EXISTING FLOORING DESIGN CONTRACTOR TO SITE CONFIRM. REPAIR/REPLACE ANY AREAS DAMAGED DURING DEMOLITION OR INSTALL OF NEW CARPET.
- 8 CONTRACTOR TO CLEAN SURFACE ONCE RUBBER BASE REMOVED. IF DISCOLORATION PERSISTS PAINT RECESSED AREA TO MATCH NEW RUBBER BASE COLOUR PRIOR TO BASE INSTALL.

**DRAWING NOTES CONT'D**

**NOTES :**

THESE DRAWINGS SHALL NOT BE SCALED.

THE CONTRACTOR SHALL VISIT THE SITE AND SATISFY HIMSELF ALL DIMENSIONS, DATA AND DETAILED INFORMATION SHOWN ARE CORRECT.

THE CONTRACTOR IS TO REVIEW AND COORDINATE ALL ARCHITECTURAL, MECHANICAL, ELECTRICAL AND STRUCTURAL DRAWINGS FOR ADDITIONAL OPENINGS THROUGH FLOORS, WALLS AND CEILING STRUCTURE. PREPARE ELECTRICAL RISERS AND ALL OPENINGS NOT SHOWN ON DRAWINGS.

ALL OPENINGS THROUGH FLOOR ASSEMBLIES ARE TO BE STOPPED AND SEALED WITH UIC APPROVED FIRE STOPPING TO MAINTAIN THE INTEGRITY OF THE FIRE SEPARATION AND PROVIDE A SMOKE-TIGHT BARRIER.

ALL PRODUCTS AND MATERIALS TO BE USED AND INSTALLED SHALL CONFORM WITH MANUFACTURER'S SPECIFICATIONS & APPLICABLE CODES.

THE CONTRACTOR SHALL BE RESPONSIBLE FOR PROTECTING AND MAINTAINING ALL EXISTING UTILITIES AND EQUIPMENT TO REMAIN. THE CONTRACTOR SHALL BE RESPONSIBLE FOR THE PROTECTION OF ALL EXISTING FLOORING THROUGHOUT THE PROJECT.

WHERE NEW FLOORING AND BASE IS TO BE INSTALLED IN EXISTING AREAS REFER TO FLOOR PLAN AND ROOM SCHEDULE. THE EXISTING FLOORING SURFACE AND BASE MUST BE REMOVED UNLESS OTHERWISE NOTED. ALL FLOOR SURFACES SHALL BE PREPARED IN ACCORDANCE TO MANUFACTURER'S RECOMMENDATIONS FOR INSTALLATION OF NEW FLOOR.

WHERE REMOVAL OF EXISTING WALLS IS INDICATED ON THE ROOM SCHEDULE, THESE WALLS MUST BE CLEANED OF ANY EXISTING WALL COVERING, PATCHED & REPAIRED TO ACCEPT NEW MATERIAL, UNLESS OTHERWISE NOTED.

NO.	REVISION/DESCRIPTION	BY	DATE
0	ISSUED FOR CONSTRUCTION	CEA	02.18.2022
0	ISSUED FOR FINAL CLIENT APPROVAL	CEA	11.04.2021
0	ISSUED FOR CLIENT REVIEW	CEA	10.29.2021

**SEALS**

<b>DRAWN BY</b>	SPCEA	<b>CHECKED BY</b>	APPROVED
<b>DATE</b>	2021.11.03	<b>USER APPROVAL</b>	

CITY OF WINNIPEG  
ASSETS & PROJECT MANAGEMENT DEPARTMENT  
MUNICIPAL ACCOMMODATIONS DIVISION

4th FLOOR: 185 KINGS ST. WINNIPEG, MANITOBA R3B 1J1

PROJECT TENDER NO. 139-2022  
INTERIOR RENOVATIONS FOR MILLENNIUM LIBRARY

251 DONALD STREET

**MAIN FLOOR PLAN FLOORING PLAN DETAILS AND NOTES**

SCALE AS SHOWN PROJECT NO. 2021-059 SHEET NO. A2.1.2  
DRAWING SHEET SIZE: A1 (841mm x 594mm) PLOT: 1:1