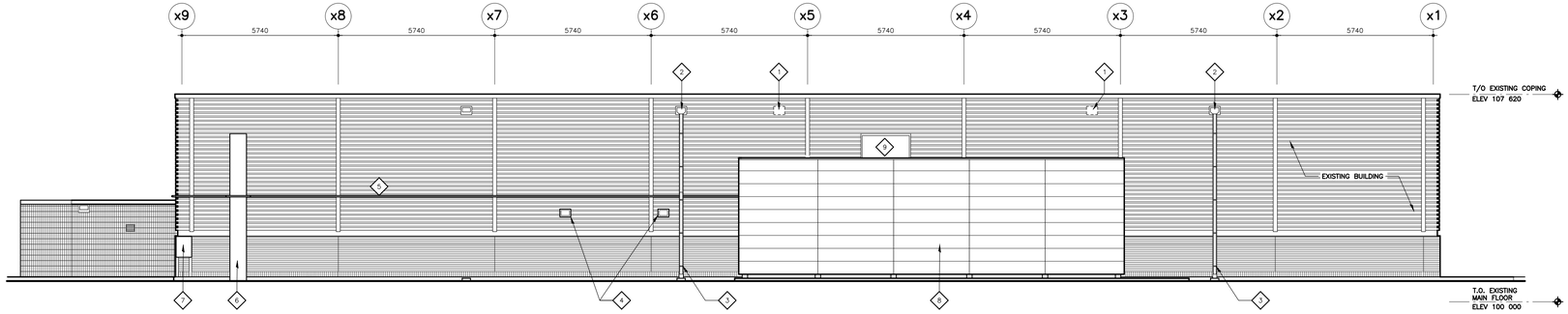

1 NORTH BUILDING ELEVATION

SCALE 1 : 100

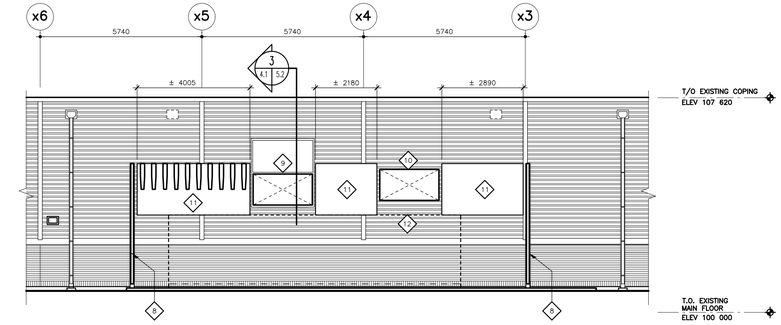

2 NORTH BUILDING ELEVATION WITHIN ENCLOSURE

SCALE 1 : 100

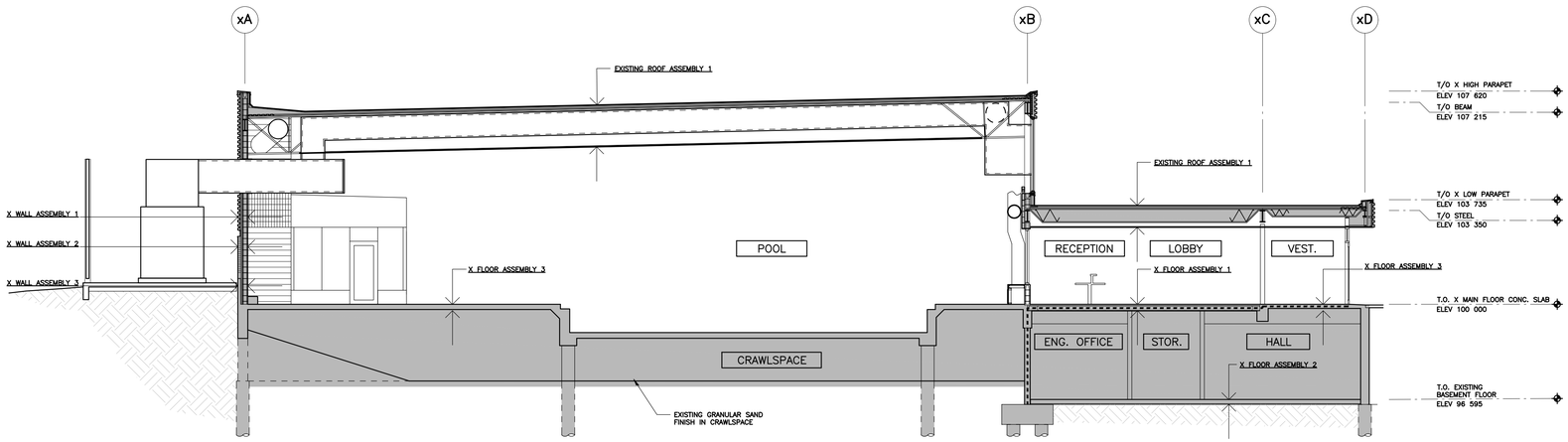

3 BUILDING SECTION

SCALE 1 : 100

NOTE: FOR REFERENCE ONLY

EXISTING CONSTRUCTION LEGEND

EXISTING ROOF ASSEMBLY 1:
SBS BASE
GRANULATED CAP MEMBRANE
GYPSUM SUPPORT PANEL, EXTERIOR GRADE
75MM RIGID INSULATION
AIR VAPOUR MEMBRANE
GYPSUM, EXTERIOR GRADE
38MM 22GAUGE STEEL DECK
OWSJ
CEILING FINISH

X FLOOR ASSEMBLY 1:
–200MM PRECAST HOLLOWCORE
SLAB
–MORTAR BED TOPPING
–FLOOR TILE FINISH

X FLOOR ASSEMBLY 2:
–125MM CONCRETE SLAB ON
GRADE ON UNDISTURBED
LEVELED CLAY

X FLOOR ASSEMBLY 3:
–150MM CONCRETE SLAB
–MORTAR BED
–FLOOR TILE FINISH

X WALL ASSEMBLY 1:
–HORIZONTAL STEEL SIDING ON VERTICAL
SECURING CHANNEL AT 1200MM O.C. ON
–100MM CONCRETE BRICK
–AIR SPACE
–50MM RIGID INSULATION
–VAPOUR BARRIER
–200 GLAZED CONCRETE ACOUSTIC BLOCK

X WALL ASSEMBLY 2:
–100MM CONCRETE BRICK
–AIR SPACE
–50MM RIGID INSULATION
–VAPOUR BARRIER
–200MM GLAZED CONCRETE ACOUSTIC BLOCK

X WALL ASSEMBLY 3:
–WATER PROOFING MEMBRANE
100MM CONCRETE WALL (TOP SILL AT
915MM ABOVE FINISHED FLOOR)
50MM RIGID INSULATION
VAPOUR BARRIER
–200MM GLAZED CONCRETE ACOUSTIC
BLOCK

NOTE: SUPPLY AIR BENCH IS
CONSTRUCTED OF MASONRY FILL

CONSTRUCTION KEYNOTES

1. DEMOLISH EXISTING OVERFLOW SCUPPER. INFILL OPENING W/ CONSTRUCTION TO MATCH EXISTING. TIE–IN ALL MEMBRANES, & PROVIDE CLADDING SALVAGED FROM NEW WALL OPENING ALONG EXTERIOR WALL. RELOCATE SPLASH PAD TO ALIGN WITH NEW DOWNSPOUTS AND OVERFLOW SCUPPERS.
2. PROVIDE NEW OPENING WITHIN EXISTING PARAPET TO ACCOMMODATE NEW PREFINISHED STEEL OVERFLOW SCUPPER & SCUPPER BOX. LOCATE SCUPPER BOTTOM MAX 100 mm ABOVE ROOF LOW POINT. CUT BACK EXISTING ROOFING, INSULATION, MEMBRANES MIN. 900 mm & TIE IN ALL NEW MEMBRANES TO EXISTING.
3. PROVIDE NEW PRE–FINISHED STEEL DOWNSPOUT & PRECAST CONCRETE SPLASH PAD @ NEW OVERFLOW SCUPPER LOCATION (REFER TO SHEET A5.2 FOR DETAILS). JOG DOWNSPOUT TO BE IN FRONT OF NEW GAS LINE.
4. NEW SUPPLY AND EXHAUST GRILLES SERVING MPR AND SAUNA. (REFER TO CONTRACT DELETE NO.1)
5. NEW GAS LINE. JOG GAS LINE AROUND SERVICE TOWER.
6. EXISTING SERVICE TOWER
7. EXISTING ELECTRICAL DISTRIBUTION
8. NEW ACOUSTIC WALL ENCLOSURE SECURE TO CIP CONCRETE PAD (REFER TO STRUCTURAL)
9. NEW SUPPLY DUCT PENETRATING THROUGH THE EXISTING GRILLE OPENING. INSULATED SOLID HOLLOW METAL PANEL SECURED TO FRAMING. BY HOLLOWMETAL FRAME SUPPLIER
10. NEW RETURN DUCT THROUGH WALL (REFER TO STRUCTURAL & MECHANICAL)
11. NEW ACOUSTIC WALL TREATMENT BY ACOUSTIC ENCLOSURE MANUFACTURER
12. DASHED LINE INDICATE EXTENTS OF NEW AIR HANDLER UNIT ON CIP CONCRETE SLAB. (REFER TO STRUCTURAL & MECHANICAL)

FIRE SEPARATION LEGEND

FOR DRAWING CLARITY FIRE SEPARATION LINETYPES ARE NOT INDICATED THROUGH DOOR AND WINDOW OPENINGS, HOWEVER ALL WALLS ABOVE AND BELOW DOORS AND WINDOWS SHALL BE CONSTRUCTED TO MATCH ADJACENT FIRE SEPARATIONS INDICATED.

NFS
NON RATED FIRE SEPARATION
1 HOUR FIRE SEPARATION

No.	Date	Issue / Revision	By
01	21/06/2022	ISSUED FOR CONSTRUCTION	JF

Drawn By: DN

Printing Date:

PROVINCE OF MANITOBA
LM ARCHITECTURAL GROUP
No. 052
APPROVED PARTNERSHIP OF CORPORATIONS

PROVINCE OF MANITOBA
JEFFREY W. GREENHAM
2022-06-22
REGISTERED ARCHITECT

Drawings and specifications, as instruments of service are the property of the architects, the copyright in the same being reserved to them. No reproduction may be made without the permission of the architects, and when made, must bear their names. All prints to be returned.

The contractor is to verify dimensions and data noted herein with conditions on the site and is held responsible for reporting any discrepancy to the architects for adjustment.

LM Architectural Group

500-136 Market Ave
Winnipeg Manitoba Canada R3B 0P4
t: (204) 942.0681 f: (204) 943.8676
www.lm-architects.com

CITY OF WINNIPEG
BONIVITAL POOL RENEWAL

1215 Archibald St, Winnipeg, MB.

BUILDING ELEVATIONS, BUILDING SECTION & FRAME TYPES

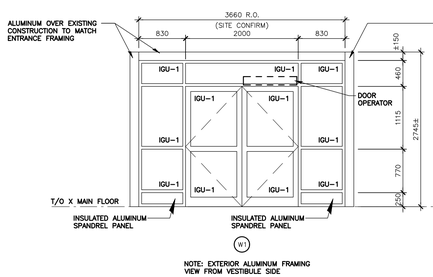

W1

NOTE: EXTERIOR ALUMINUM FRAMING VIEW FROM VESTIBULE SIDE

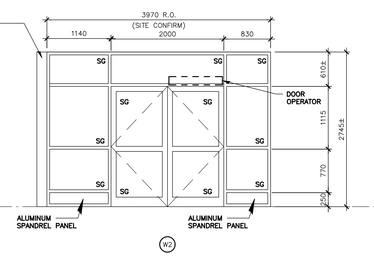

W2

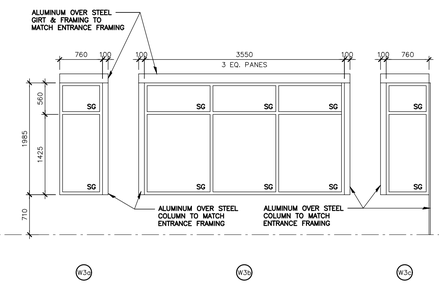

W3a W3b W3c

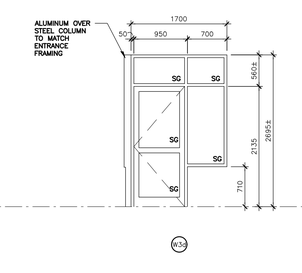

W3d

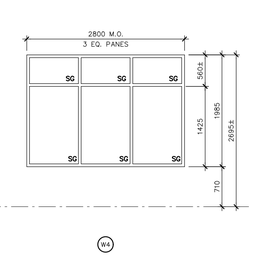

W4

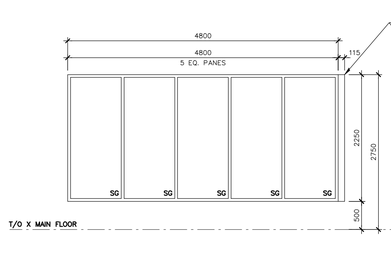

W5a

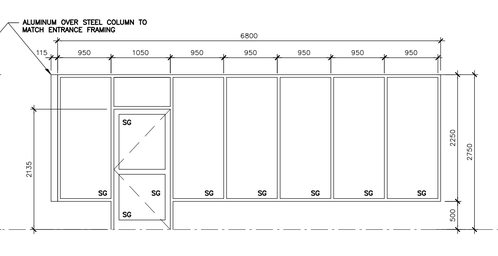

W5b

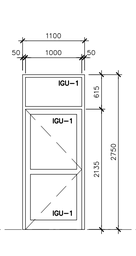

W6

ALUMINUM ENTRANCE FRAME STYLES

SCALE 1 : 50

NOTE:
– ALL INTERIOR GLAZING TO BE SAFETY GLASS (SG) UNLESS OTHERWISE NOTED.
– REFER TO INTERIOR ELEVATIONS FOR LOCATIONS OF GLAZING SURFACE FILM.
– ALL DIMENSIONS TO BE SITE CONFIRMED.

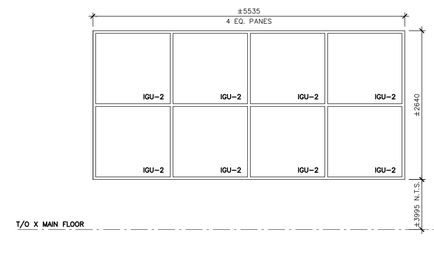

W7a

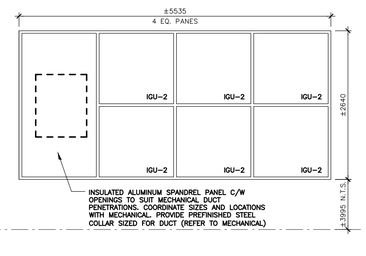

W7b

EXISTING CLERESTORY ALUMINUM FRAMING

SCALE 1 : 50

NOTES:
– REFER TO CONTRACT DELETE NO.2.
– NEW IGU UNITS IN EXISTING FRAMES. ALL DIMENSIONS TO BE SITE CONFIRMED.

Comm. No.: 2129 Sheet: **A4.1**

Plotted on: #-#-##