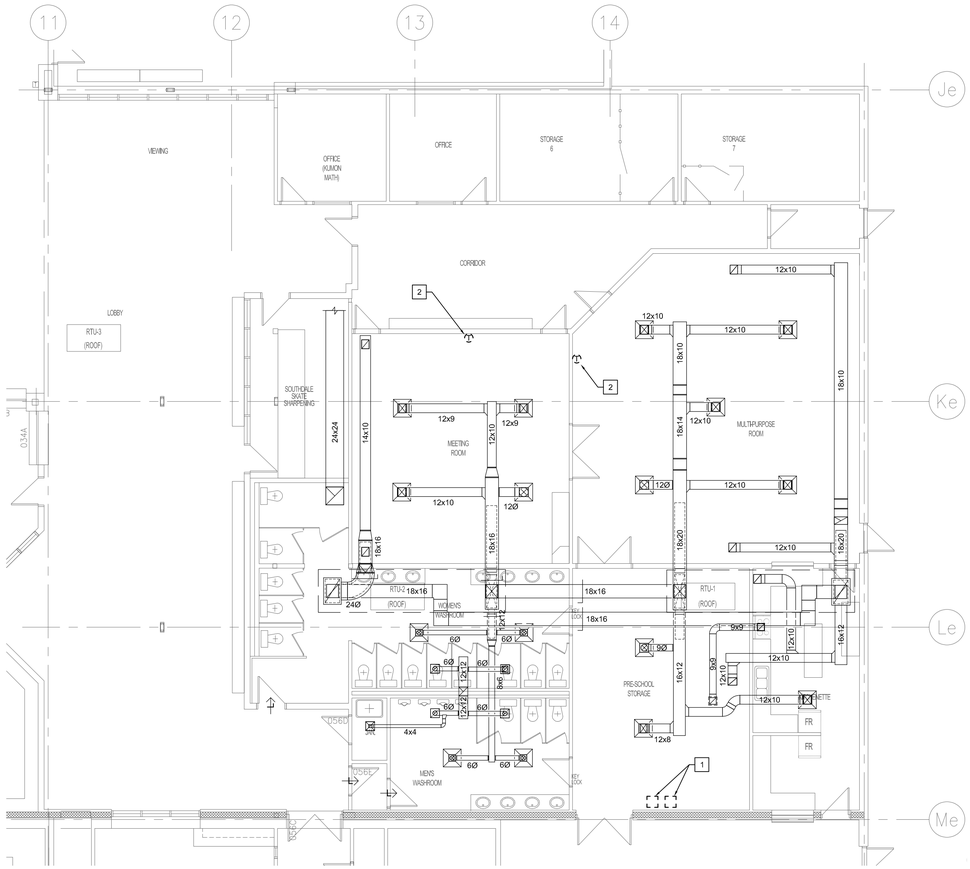

1 M1.1 PARTIAL MAIN FLOOR PLAN - HVAC - DEMOLITION

SCALE: 1/8" = 1' - 0"

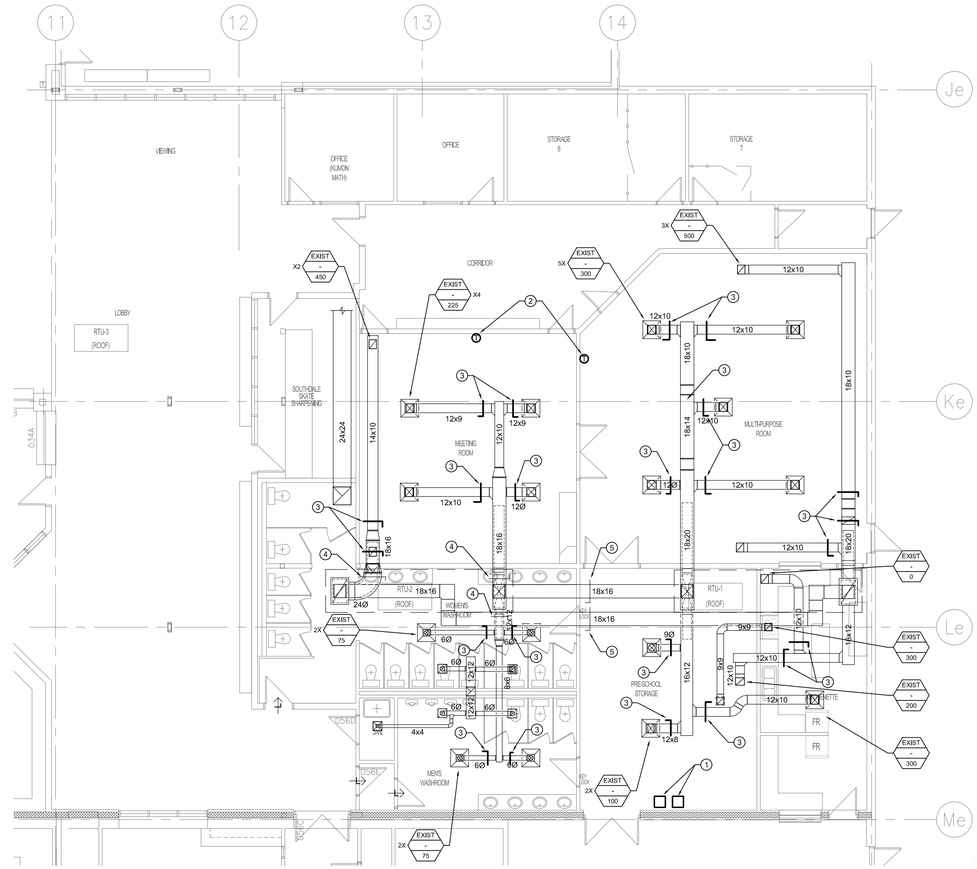

2 M1.1 PARTIAL MAIN FLOOR PLAN - HVAC - NEW CONSTRUCTION

SCALE: 1/8" = 1' - 0"

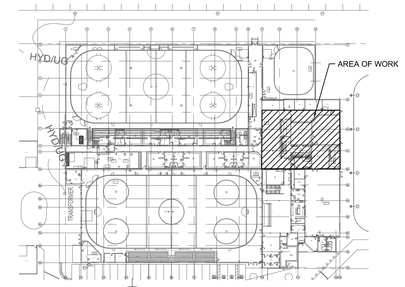

KEY PLAN

SCALE: N.T.S.

DEMOLITION KEY NOTES

1. EXISTING RTU CONTROLLERS TO BE REMOVED.
2. EXISTING RTU THERMOSTATS TO BE REMOVED.

KEY NOTES

1. INSTALL NEW RTU CONTROLLERS.
2. INSTALL NEW RTU THERMOSTATS.
3. PROVIDE BALANCING DAMPERS ON ALL SUPPLY AND RETURN DUCT BRANCHES FOR RTU-1 AND 2, BALANCE TO NOTED FLOW. PROVIDE ACCESS DOORS AT ALL LOCATION, PATCH, REPAIR AND PAINT CEILING TO RESTORE TO ORIGINAL CONDITION.
4. FULLY OPEN EXISTING BALANCING DAMPERS.
5. FULLY CLOSE EXISTING BYPASS BALANCING DAMPERS.

LETTER OR NUMBER	DESCRIPTION	BY	DD/MM/YY
0	ISSUED FOR CONSTRUCTION	JH	13/12/22

ENGINEERS GEOSCIENTISTS MANITOBA
Certificate of Authorization
SMS Engineering Ltd.
No. 166

PROVINCE OF MANITOBA
J. T. HORROCKS
Member
24767
13Dec22
REGISTERED PROFESSIONAL ENGINEER

SMS Engineering™
770 Bradford Street Winnipeg, Canada (204) 775-0291
smseng.com

Project Title
SOUTHDALE CC
RTU REPLACEMENT
BID OPP. 648-2022

WINNIPEG MANITOBA

Drawing Title
PARTIAL MAIN FLOOR PLAN
HVAC -
DEMOLITION AND
NEW CONSTRUCTION

Drawn By IE
Checked By DW
Approved By JH
Scale AS NOTED
Date AUG. 2022
Project No. 22-179-01

Revision Number 0
Drawing Number M1.1
Sheet Order 2 OF 4

FILE NAME:\\MB-PATH-G\PROJECTS\2022\22-179 Southdale CC MUA Replacement\3.0 Cadd_Revit\3.5 Revit\22179_M1-1_HVA_HV_3_3.dwg
LAYOUT: M1.1 LAST SAVED BY: kaundro DATE PLOTTED: July 4, 2022 10:34:06 AM