

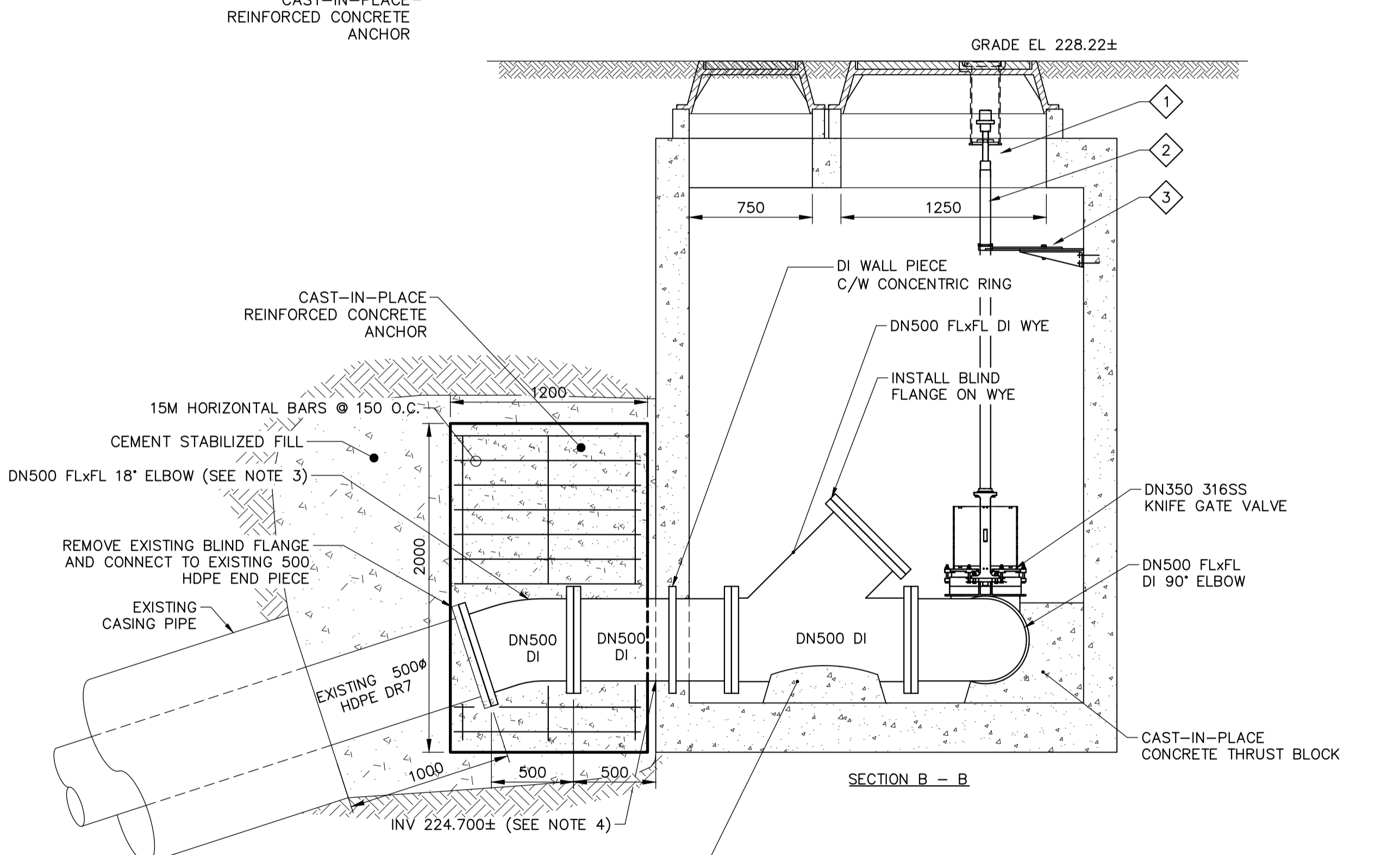
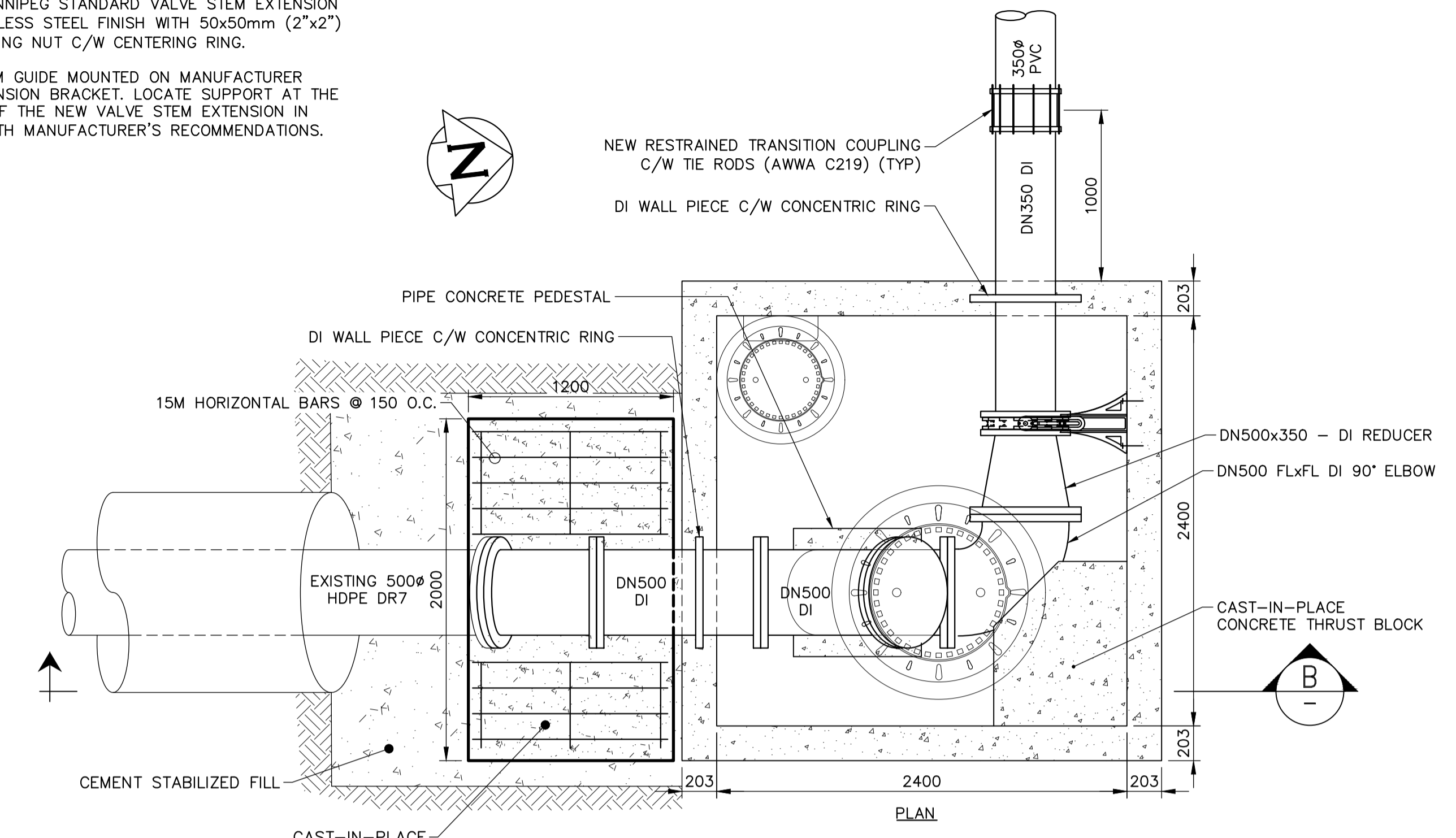
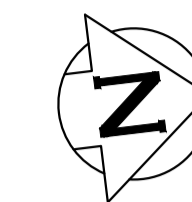
**FRASER'S GROVE PARK LAUNCH WYE CHAMBER**  
SCALE N.T.S.

# KEYNOTES:

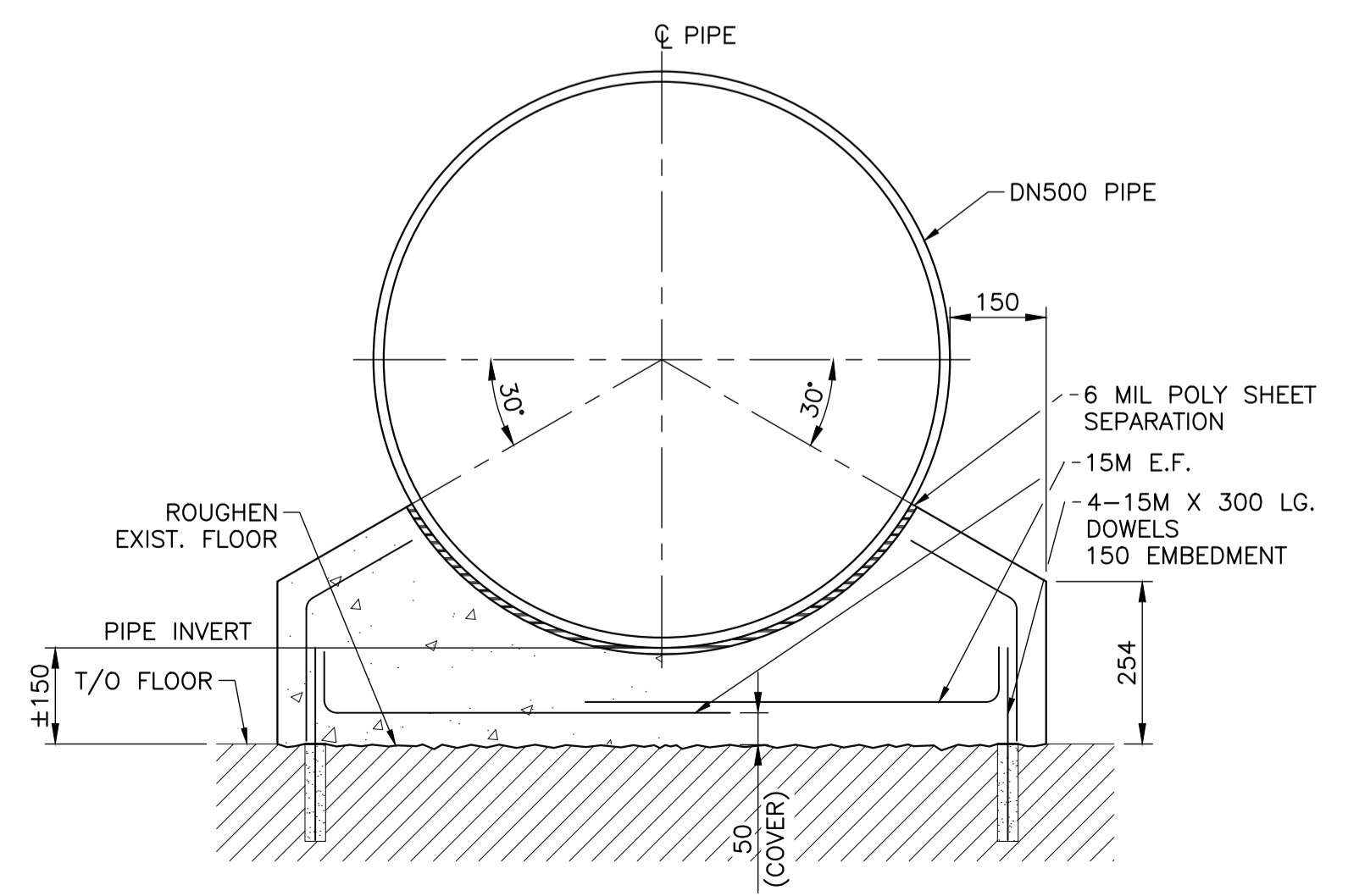
1. NEW CITY OF WINNIPEG STANDARD VALVE BOX WITH HINGED COVER MARKED WITH AN "S".
2. NEW CITY OF WINNIPEG STANDARD VALVE STEM EXTENSION TYPE 304 STAINLESS STEEL FINISH WITH 50x50mm (2"x2") SQUARE OPERATING NUT C/W CENTERING RING.
3. NEW VALVE STEM GUIDE MOUNTED ON MANUFACTURER APPROVED EXTENSION BRACKET. LOCATE SUPPORT AT THE MIDDAY POINT OF THE NEW VALVE STEM EXTENSION IN ACCORDANCE WITH MANUFACTURER'S RECOMMENDATIONS.

GENERAL NOTES:

1. CONFORM TO ALL APPLICABLE CODES AND STANDARDS, INCLUDING AWWA/ANSI C600 (INSTALLATION OF DUCTILE IRON MAINS AND THEIR APPURTENANCES).
2. DIMENSIONS AND LAYOUT ARE APPROXIMATE ONLY. ALL DIMENSIONS AND LAYOUT MUST BE CONFORMED BY THE CONTRACTOR BEFORE COMMENCING WORK.
3. ANGLE SHOWN IS APPROXIMATE. ACTUAL ANGLE TO BE VERIFIED BY CONTRACTOR PRIOR TO PREPARING SHOP DRAWINGS.
4. ACTUAL ELEVATION TO BE DETERMINED IN THE FIELD IN COORDINATION WITH THE CONTRACT ADMINISTRATOR.



**KILDONAN PARK LAUNCH WYE CHAMBER**  
SCALE N.T.S.



**PIPE CONCRETE PEDESTAL DETAIL**  
SCALE N.T.S.

FOR INDEX PAGE  
SEE DWG  
1-0221S-D0007-001

ISSUED FOR TENDER  
NOT TO BE USED FOR CONSTRUCTION

LOCATION APPROVED	B.M. ELEV.		
UNDERGROUND STRUCTURES			
SUPV. U/G STRUCTURES COMMITTEE	DATE		
NOTE:			
LOCATION OF UNDERGROUND STRUCTURES AS SHOWN ARE BASED ON THE BEST INFORMATION AVAILABLE BUT NO GUARANTEE IS GIVEN THAT ALL EXISTING UTILITIES ARE SHOWN OR THAT THE GIVEN LOCATIONS ARE EXACT. CONFIRMATION OF EXISTENCE AND EXACT LOCATION OF ALL SERVICES MUST BE OBTAINED FROM THE INDIVIDUAL UTILITIES BEFORE PROCEEDING WITH CONSTRUCTION.			
NO.	ISSUED FOR TENDER	2023 03 14	RBD
	REVISIONS	DATE	BY

<b>KGS GROUP</b>			
DESIGNED BY	TLE	CHECKED BY	
DRAWN BY	GEL	APPROVED BY	
SCALE:	HORIZONTAL AS NOTED	RELEASED FOR CONSTRUCTION	
	VERTICAL NA		
DATE	2023 03 13	DATE	
PLOT DATE:	2023 03 13		

ENGINEER'S SEAL  
  
  
CONSULTANT DRAWING NUMBER  
22-0107-021\_C207

**THE CITY OF WINNIPEG**  
WATER AND WASTE DEPARTMENT  
ENGINEERING DIVISION

NEWTON FORCE MAIN  
RIVER CROSSING REPLACEMENT

MISCELLANEOUS DETAILS

SHEET **8** OF **14**  
CITY DRAWING NUMBER  
**1-0221S-C0005-001**

METRIC  
WHOLE NUMBERS INDICATE MILLIMETRES  
DECIMALIZED NUMBERS INDICATE METRES