

A1, C1, D1, E1, A2, B2
2023 Construction


- Steel deck
- 1/2" drywall
- vapour barrier
- 4" polyisocyanurate
- 2% sloped type 2 EPS min 0.25" (back slope - red hatched areas)
- 3.5" polyisocyanurate
- 1/2" DensDeck
- SBS base sheet
- SBS cap sheet

A1, C1, D1, E1, A2, B2
Existing Construction


- Steel deck
- 1/2" drywall
- vapour barrier
- 2" Expanded Polystyrene
- 1/2" fibreboard
- 2" Expanded Polystyrene
- 1/2" fibreboard
- 1/2" fibreboard
- 4 ply asphalt and felt gravel

F1 Existing Construction

- Steel deck
- 1/2" drywall
- vapour barrier
- 4" Extruded Polystyrene
- 1/2" fibreboard
- 2" Expanded Polystyrene
- 1/2" fibreboard
- SBS base sheet
- SBS cap sheet

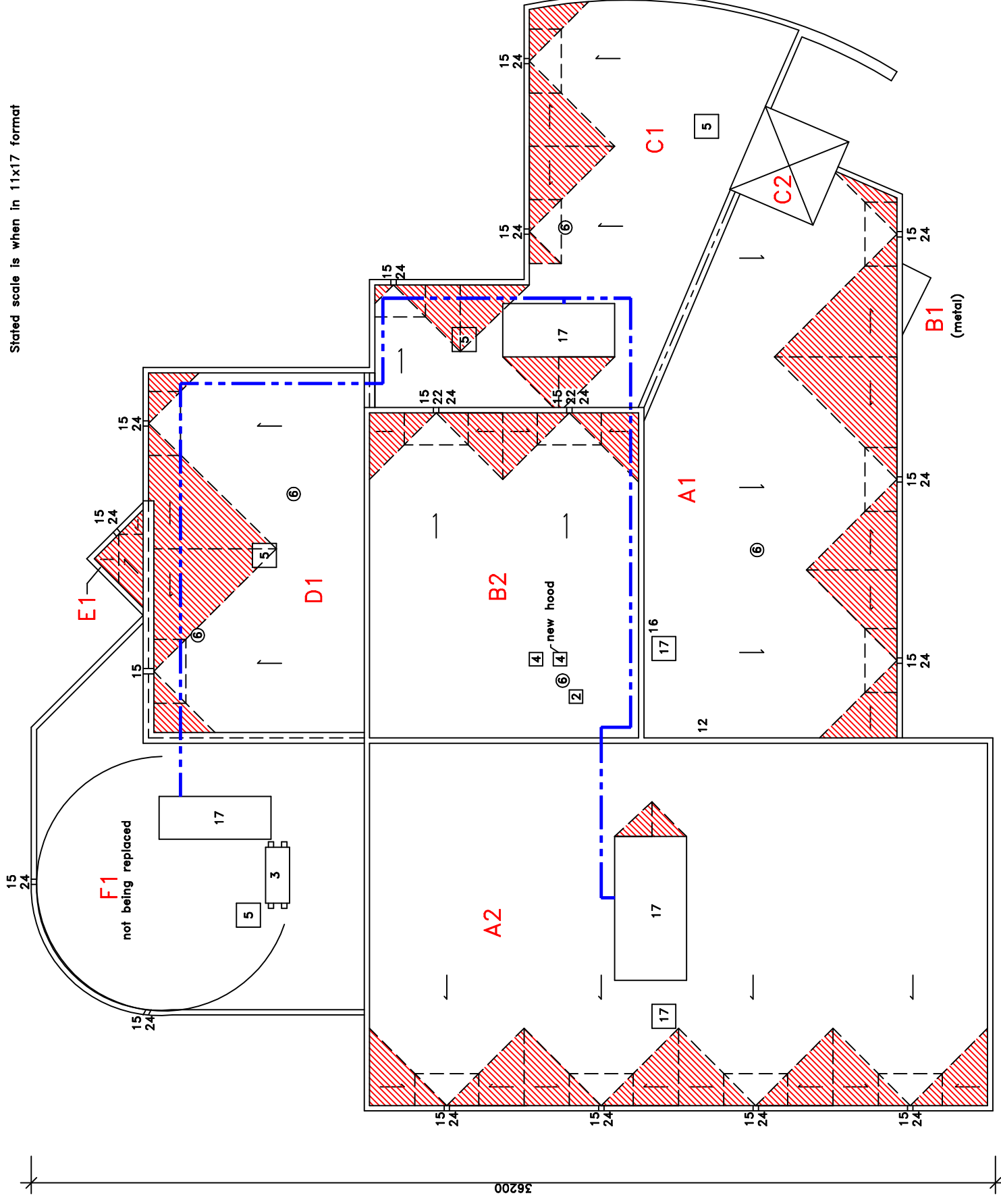
 2% sloped type 2 EPS min 0.25"

Approx. Area
sq.m.
A1 = 185
A2 = 330
B1 = 2
B2 = 132
C1 = 147
D1 = 116
E1 = 4
F1 = 134
Total = 1050



- Notes:
- .01 Contractor is responsible for site verifications of all dimensions
 - .02 Drawings are not to be scaled for estimating purposes
 - .03 All areas given are approximate
 - .04 Contractor is responsible for site verification of existing roof constructions
 - .05 Contractor is responsible for insuring that all scupper downpipes and drain line exit locations are clear of any wall obstructions such as windows, gas lines etc. Sloped insulation layout is to be adjusted accordingly.

Stated scale is when in 11x17 format



GRAPHIC LEGEND

- Parapet
- Gravel stop
- Gas line
- Control joint
- Expansion joint
- New insulated drain pipe
- Photo vantage point
- Area Label

☒ = attic vent X = leak

KEYNOTE LEGEND

- 1 core sample
- 2 chimney
- 3 AC unit
- 4 vent hood
- 5 ventilator
- 6 roof pipe
- 7 roof drain
- 8 skylight
- 9 eavestrough
- 10 firewall
- 11 antenna
- 12 ladder
- 13 stub column
- 14 roof hatch
- 15 scupper
- 16 pitch box
- 17 HVAC unit
- 18 capped curb
- 19 flag pole
- 20 electrical mast
- 21 cooling tower
- 22 splash pad
- 23 splash pan
- 24 downspout/rainwater leader
- 25 back slope
- 26 cant
- 27 increase slope to drain
- 28 cricket
- 29 parapet/wide flashing
- 30 life line anchor

Agassiz Consulting Group Ltd.
Box 41, Warren, Manitoba R0C 3E0
Office Phone: (204) 383-5538

Project: **Turtle Island Neighborhood Center**
510 King Street
Winnipeg, MB

Date: March 3, 2023

Drawing No. **R2**

File no: 5211-22

Scale: **1:200**