

GENERAL NOTES

- DO NOT SCALE THE DRAWINGS.
- DESIGN CONFORMS TO MBC 2011, POST-DISASTER.
- ROOF UPLIFT DESIGN BASED ON CSA A123.21 REQUIREMENTS AS PER SPECIFICATIONS

FACTORED WIND LOADS : (LOAD FACTOR 1.4)

- 4.60 kPa (CORNER ZONE 6x6 m)
- 2.15 kPa (EDGE ZONE 6 m)
- 1.50 kPa (FIELD)

- VERIFY ALL DIMENSIONS ON-SITE PRIOR TO ORDERING MATERIAL, FABRICATION AND COMMENCING CONSTRUCTION.
- COORDINATE WORK NEAR MECHANICAL AND ELECTRICAL SERVICES WITH SITE PERSONNEL AND CONTRACT ADMINISTRATOR.
- ACTUAL ON-SITE CONDITIONS MAY VARY FROM THAT SHOWN. INFORMATION SHOWN OBTAINED FROM ORIGINAL DRAWINGS. ONUS REMAINS WITH CONTRACTOR TO VERIFY ALL ON-SITE CONDITIONS AND REPORT ANY DISCREPANCIES TO CONTRACT ADMINISTRATOR.
- COORDINATE INSTALLATION OF ROOFING WITH THE CONTRACT ADMINISTRATOR TO MINIMIZE IMPACT ON BUILDING OCCUPANTS AND SCHEDULE.
- PROTECT ALL AREAS DURING PERIODS WHEN OFF-SITE.
- ROOF DECK MUST BE PROTECTED FROM EXPOSURE TO MOISTURE AT ALL TIMES WHILE WORKING OR WHEN OFF-SITE. CONTRACTOR IS RESPONSIBLE FOR DAMAGE DUE TO LACK OF PROTECTION DURING CONSTRUCTION.
- CONTRACTOR TO ADHERE TO CITY OF WINNIPEG SITE SECURITY REQUIREMENTS. REFER TO TENDER DOCUMENTATION FOR DETAILED SECURITY REQUIREMENTS.
- COMPLETE ALL WORK (TEMPORARY SUPPORTS FOR EQUIPMENT AND BASES, DISCONNECTION AND CONNECTION OF EQUIPMENT AS NEEDED, MOVING AND LIFTING OF BASES, ETC.) REQUIRED FOR WATERPROOFING BENEATH EQUIPMENT AND BASES AS SHOWN ON DRAWINGS; USE QUALIFIED TRADE PERSONS AS REQUIRED. TEMPORARY SUPPORTS FOR WATERPROOFING BENEATH EQUIPMENT MUST BE DESIGNED TO HOLD SUPPORTED LOADS AND DISTRIBUTE THESE LOADS TO AVOID OVERSTRESSING ROOF AND INCLUDING STRUCTURAL DAMAGE. AVOID INTERRUPTION OF FUNCTIONING EQUIPMENT DURING ROOFING. UNAVOIDABLE INTERRUPTIONS MUST BE PLANNED WITH THE CONTRACT ADMINISTRATOR AND MAY BE SCHEDULED OUTSIDE NORMAL WORKING HOURS.
- PARAPET, CONCRETE BLOCK AND CLADDING ETC. TO BE PROTECTED WHEN LOADING AND UNLOADING MATERIALS ONTO AND OFF ROOF.

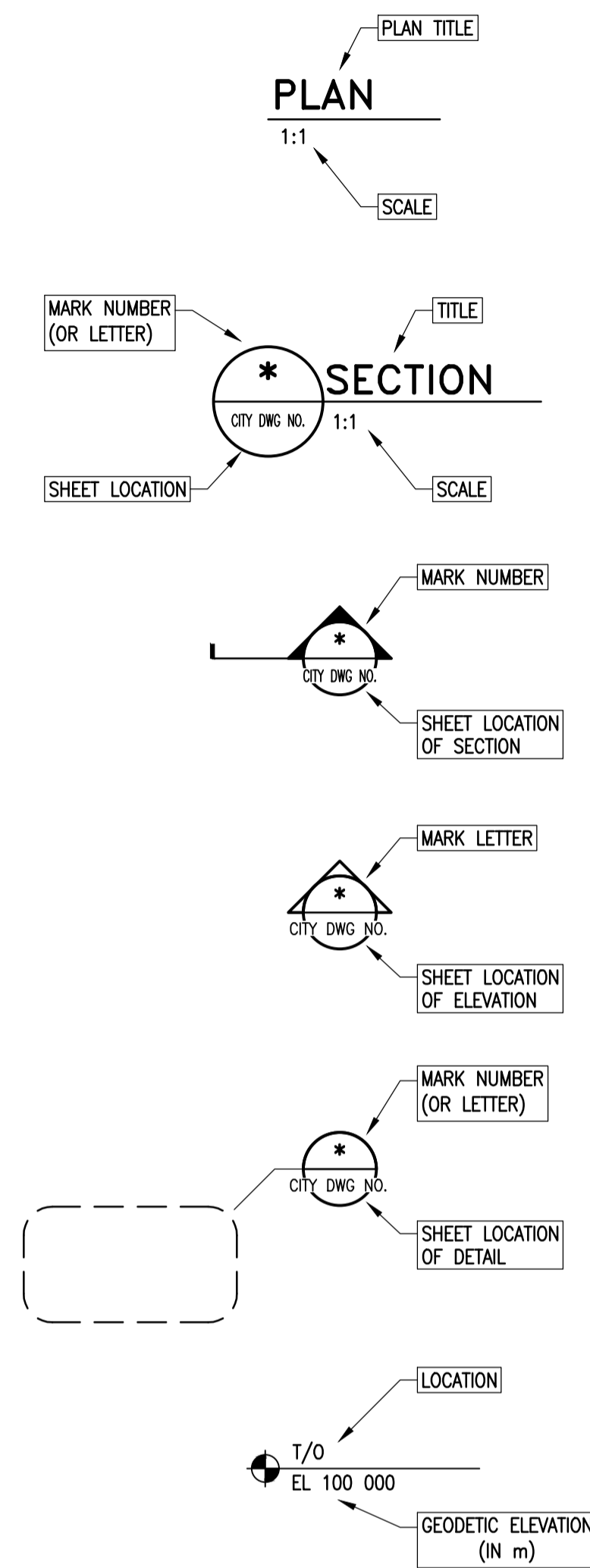
DEMOLITION NOTES

- THE CONTRACTOR IS RESPONSIBLE FOR SITE PROTECTION AND ENVIRONMENTAL PROTECTION DURING EXISTING ROOFING REMOVAL OPERATION.
- CONTRACTOR TO PROVIDE PROTECTION TO PERSONNEL AND EQUIPMENT WORKING IN ADJACENT AREAS. PROVIDE OVERHEAD PROTECTIVE HOARDING AT ENTRANCES AND EXITS.
- MAKE SAFE ALL MECHANICAL AND ELECTRICAL SERVICES AS REQUIRED AND INDICATED ON DRAWINGS.
- REMOVE FROM SITE ALL MATERIALS NOT REQUIRED.
- SEE SPECIFICATIONS FOR FURTHER INFORMATION REGARDING MATERIALS AND METHODS.
- INTERIOR TANK PROTECTION IS REQUIRED TO PREVENT DEBRIS FROM ENTERING THE DRINKING WATER TREATMENT PROCESS STREAMS. REFER TO THE PROJECT SPECIFICATIONS FOR DETAILED REQUIREMENTS.

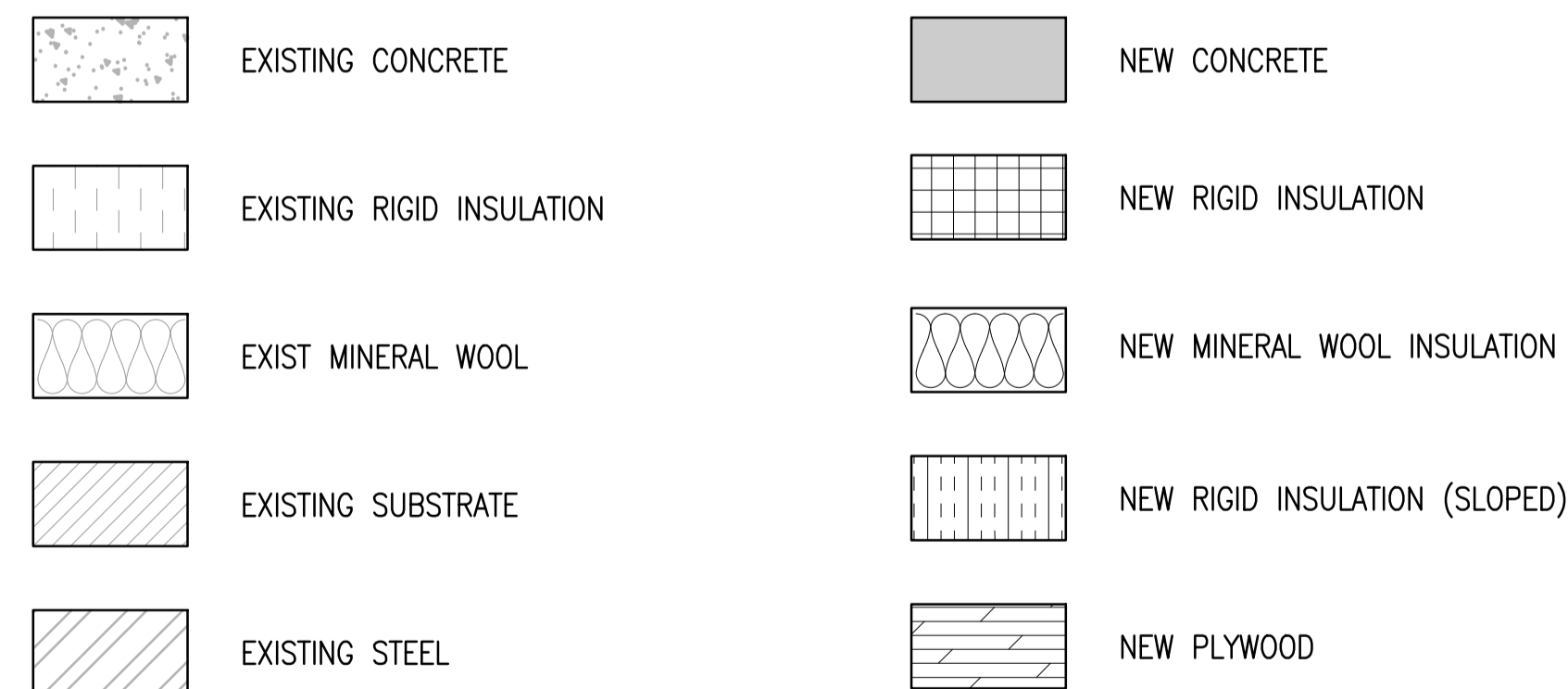
ABBREVIATIONS

⊙	AT (SPACING)	MBC	MANITOBA BUILDING CODE
±	PLUS/MINUS	MECH	MECHANICAL
AVB	AIR VAPOUR BARRIER	MIN	MINIMUM
C/W	COMPLETE WITH	NTS	NOT TO SCALE
CONC	CONCRETE	O/C	ON CENTRE
CONT	CONTINUOUS	PFH	PHILLIPS FLAT HEAD
CSA	CANADIAN STANDARD ASSOCIATION	REF	REFERENCE
CSP	CONCRETE SURFACE PROFILE	R/W	REINFORCE WITH
DIA	DIAMETER	S/A	SELF ADHESIVE
EL	ELEVATION	SBS	STYRENE-BUTADIENE-STYRENE
EXIST	EXISTING	SIM	SIMILAR
GA	GAUGE	SL	SLAB
GALV	GALVANIZED	SS	STAINLESS STEEL
HWH	HEX WASHER HEAD	T/O	TOP OF
INSUL	INSULATION	TYP	TYPICAL
kPa	KILOPASCAL	U/N	UNLESS OTHERWISE NOTED
LG	LONG	U/S	UNDERSIDE
m	METRE	W/	WITH
mm	MILLIMETRE		

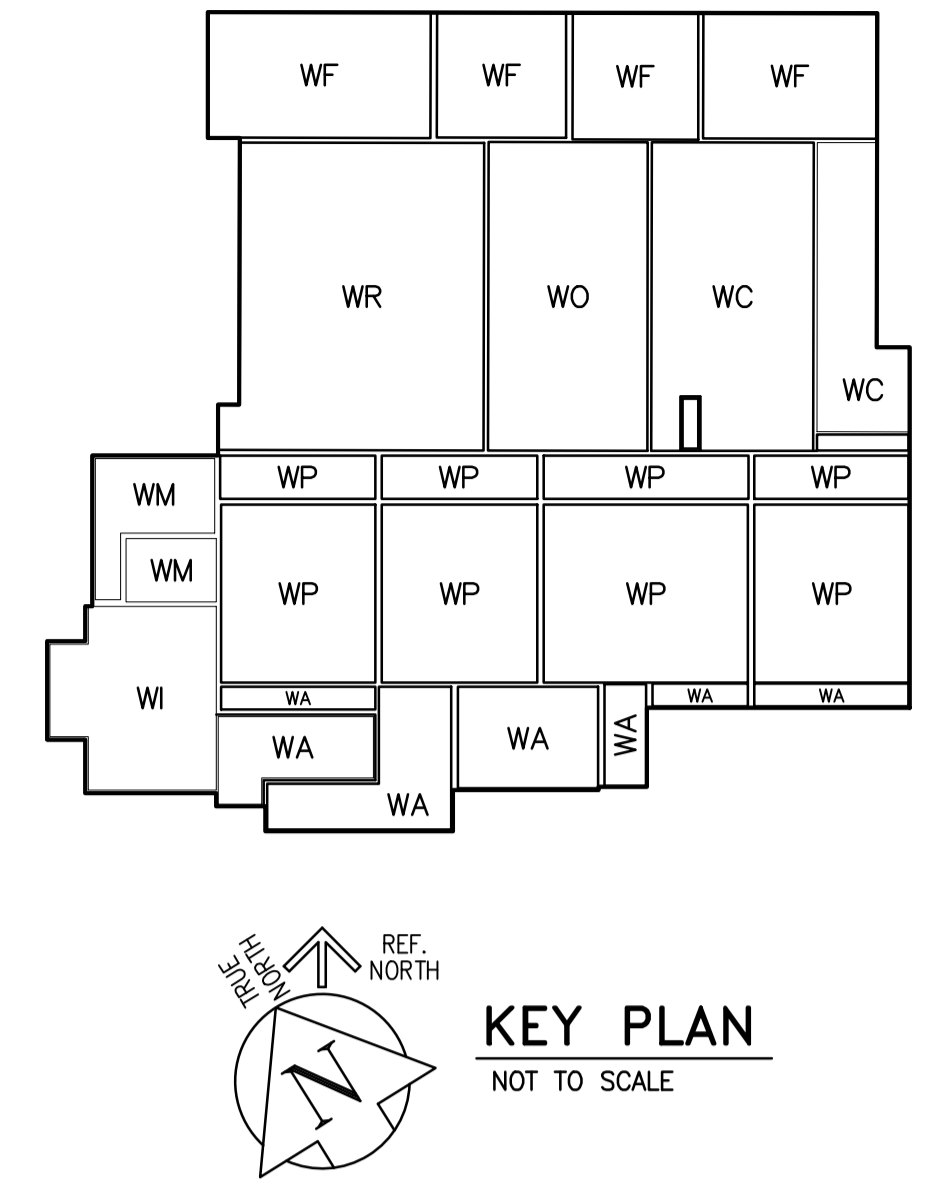
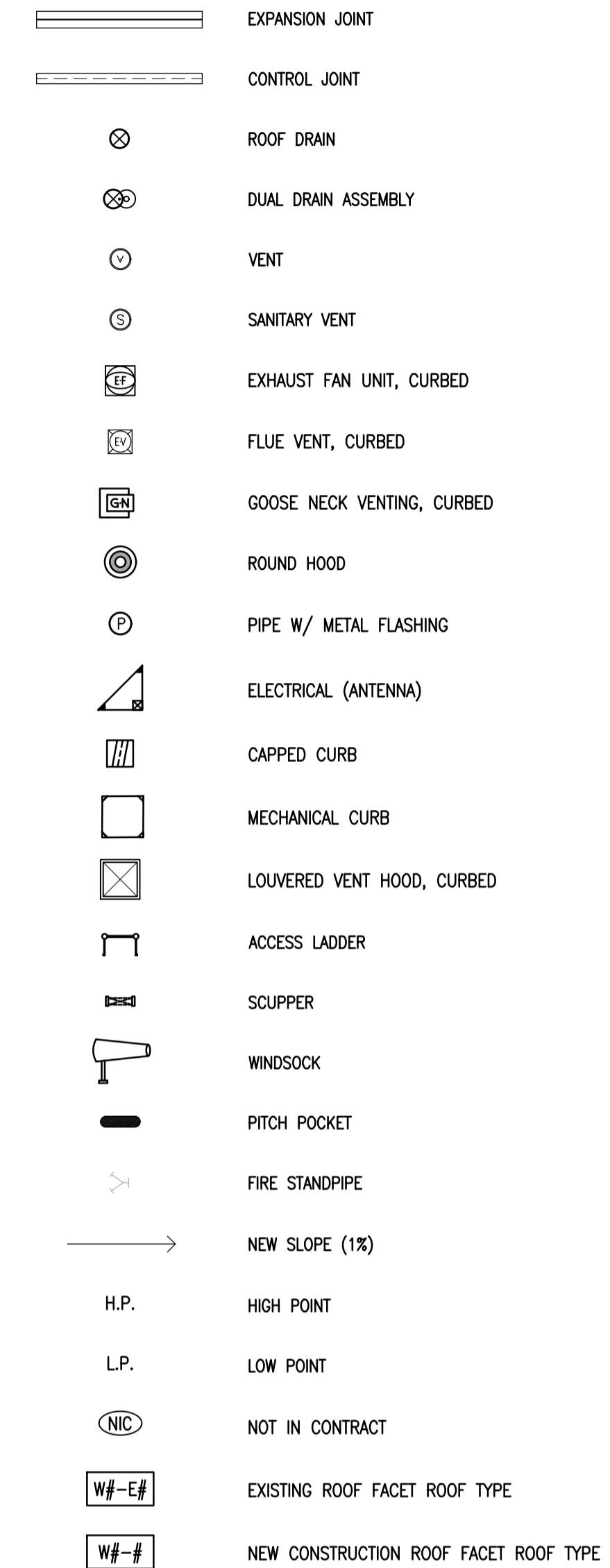
SYMBOLGY LEGEND



HATCH PATTERNS



ROOF PLAN LEGEND



 ENGINEERS GEOSCIENTISTS MANITOBA Certificate of Authorization Crosier Kilgour & Partners Ltd. No. 235	B.M. ELEV.	300-275 Carlton Street Winnipeg, Manitoba R3C 5R6 T 204. 943. 7501 F 204. 943. 7507 2022-1008	 Crosier Kilgour & Partners Ltd. CONSULTING STRUCTURAL ENGINEERS	 J.A. WELLS 23/03/21 REGISTERED PROFESSIONAL ENGINEER PROVINCE OF MANITOBA	THE CITY OF WINNIPEG WATER AND WASTE DEPARTMENT ENGINEERING DIVISION		CITY FILE NUMBER W-1049
					DRINKING WATER TREATMENT PLANT MAIN BUILDING ROOF REPLACEMENT		SHEET 1 OF 1
					BUILDING NOTES, SCHEDULE & LEGENDS		CITY DRAWING NUMBER 1-0601B-G0004-001
					CONSULTANT DRAWING NO. S1.1		
	DESIGNED BY GJH CHECKED BY JAW DRAWN BY LOL APPROVED BY GJH SCALE: NTS RELEASED FOR CONSTRUCTION BY:	DATE 2023/03/21 DATE					
	NO. ISSUED FOR TENDER 23/03/21 GJH NO. REVISIONS	DATE BY	DATE 2023/03/21 DATE				