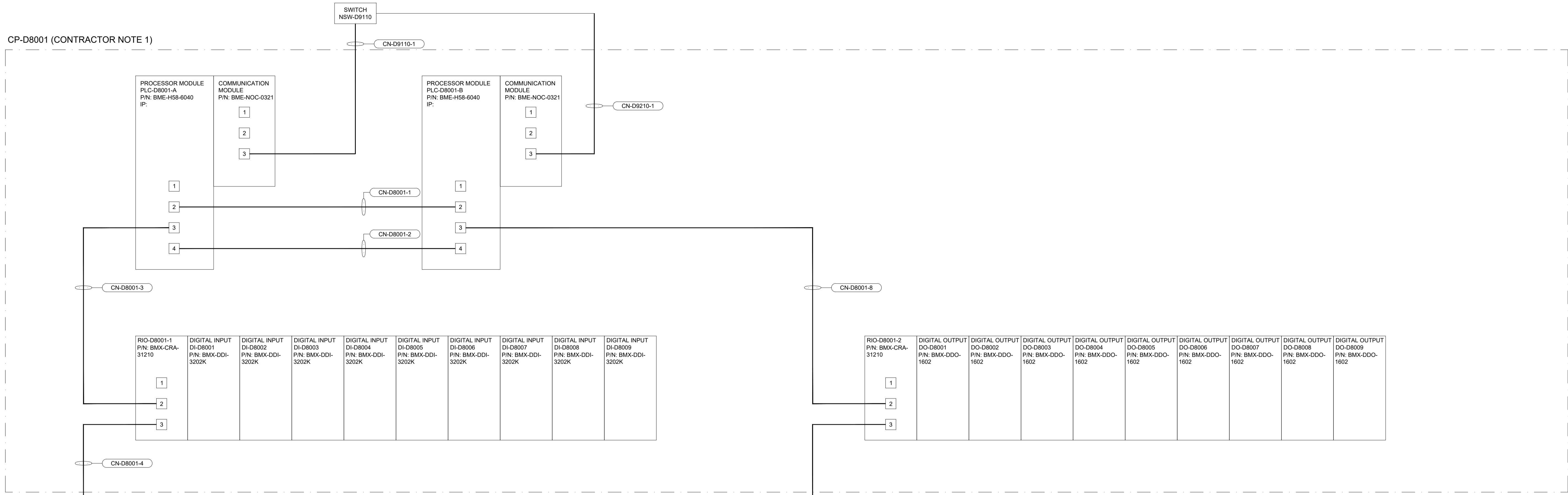
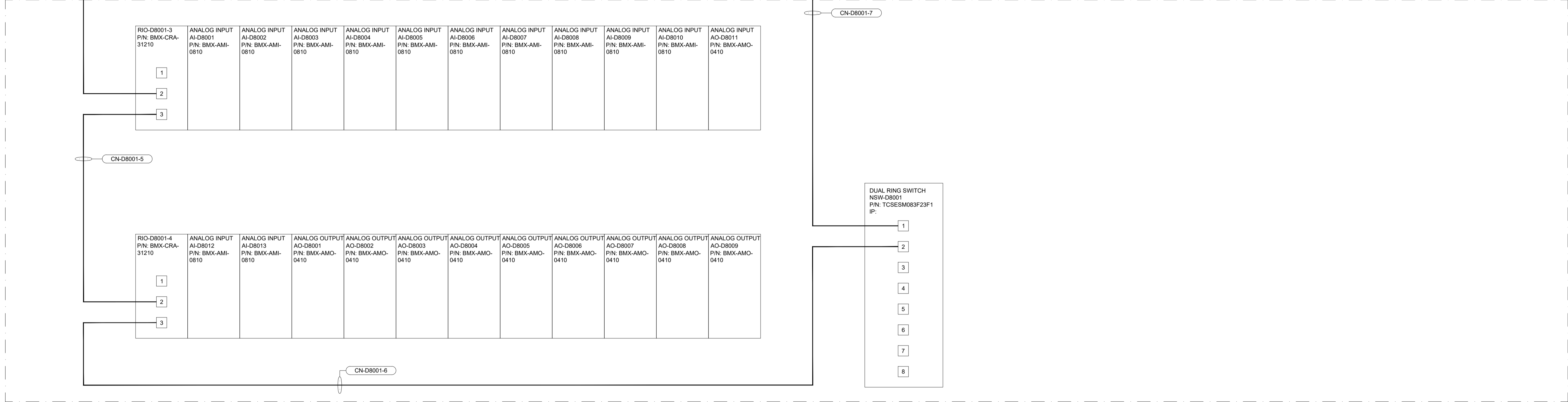


CP-D8001 (CONTRACTOR NOTE 1)



CP-D8002



NOTES:



- ALL CABLES ARE CAT-6, SHIELDED ETHERNET CABLES UNLESS OTHERWISE NOTED.
- GREYED OUT ITEMS INDICATE EXISTING EQUIPMENT OR DEVICES.

CONTRACTOR NOTES:

- CONTRACTOR SCOPE IS LIMITED TO THE FOLLOWING:
  - PROVIDE CAT-6 COMMUNICATION CABLES BETWEEN NETWORK SWITCHES AND PLC PANEL.
  - PROVIDE AND INSTALL CAT-6 COMMUNICATION CABLES IN SEPARATE CONDUITS TO PROVIDE REDUNDANCY PATH FOR EACH CABLE.

REF. NO.	DRAWING TITLE	DRAWING NUMBER	NO.	REVISIONS	DATE	DESIGN	CHECK
4	POWER DISTRIBUTION SCHEMATIC DIGESTER CONTROL PANEL CP-D8002	1-0101-AWDG-D002-001 1-0101-AWDG-D002-002					
3	POWER DISTRIBUTION SCHEMATIC DIGESTER CONTROL PANEL CP-D8001	1-0101-AWDG-D001-001 1-0101-AWDG-D001-002					
2	DIGESTER PANEL LAYOUT DIAGRAM	1-0101-ACBD-D101-001					
1	DIGESTER AREA CONTROL ROOM	1-0101-AGAD-D001-001					
1	ISSUED FOR GC TENDER		2024-01-08	KG	SDS		
0	ISSUED FOR TENDER		2023-03-17	KG	SDS		

		DESIGNED BY:	KG	CHECKED BY:	SDS
		DRAWN BY:	RC	APPROVED BY:	SB
SCALE:		NTS		RELEASED FOR CONSTRUCTION BY:	
DATE:		2024-01-08		DATE:	
CONSULTANT NO.:					



**THE CITY OF WINNIPEG**  
 WATER AND WASTE DEPARTMENT  
 NORTH END SEWAGE TREATMENT PLANT  
 DCS MIGRATION  
 NETWORK DIAGRAM  
 DIGESTERS PLC DEVICE NETWORK  
 CITY DRAWING NUMBER: 1-0101-ANET-D101  
 SHEET: 001 REV: 0A SIZE: A1