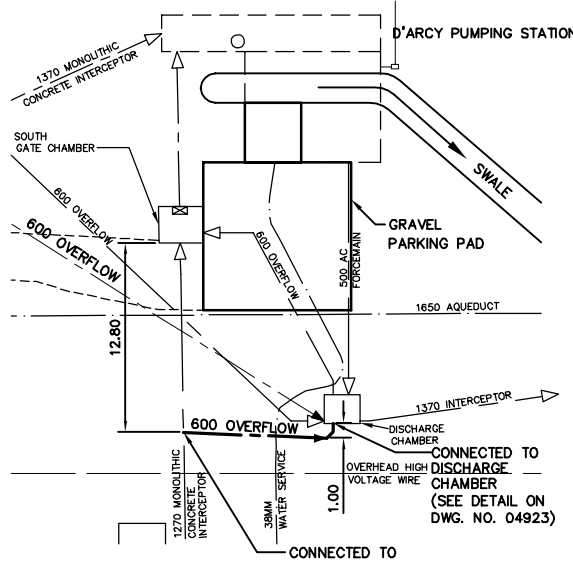
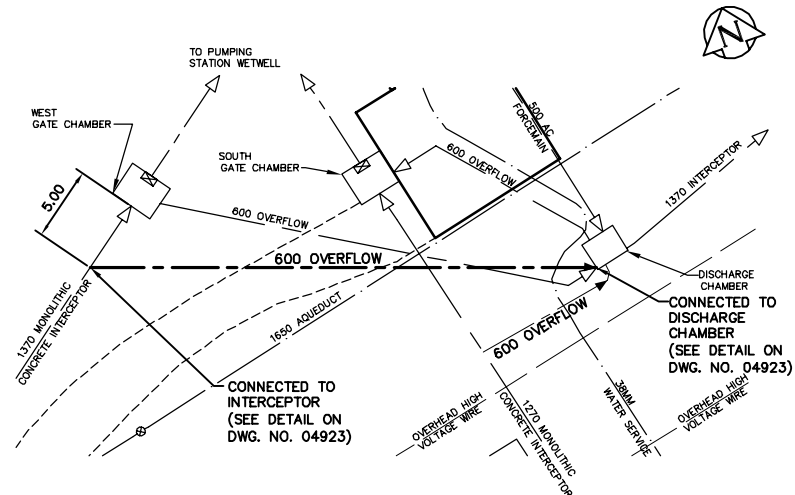
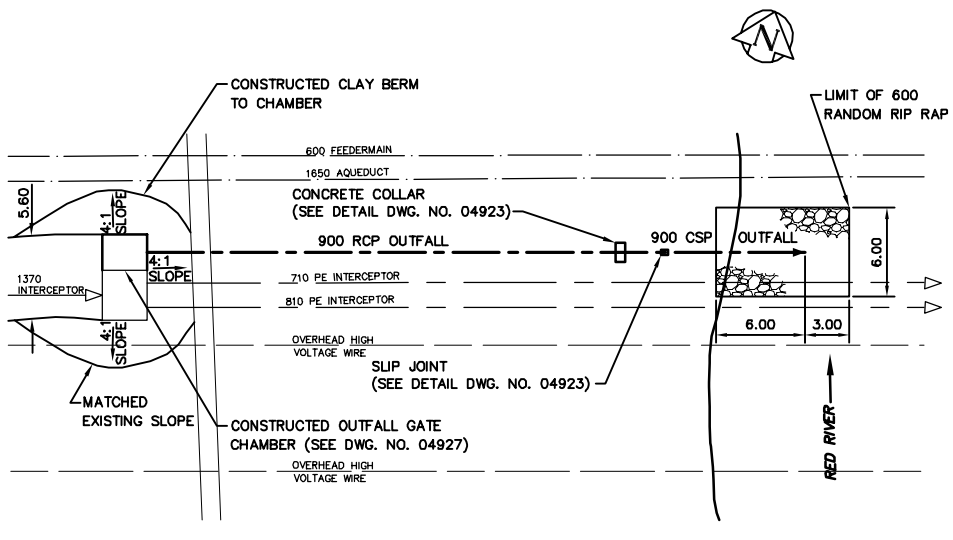


NOTE: CHAINAGE ALONG  $\phi$  OF 600 OVERFLOW PIPE

NOTE: CHAINAGE ALONG  $\phi$  OF 600 OVERFLOW PIPE



NO MATERIAL MANUFACTURER INFORMATION AVAILABLE



CONTRACTOR: NELSON RIVER CONSTRUCTION  
 PROJECT COMPLETION DATE FOR D'ARCY WASTEWATER PUMPING STATION WORK: 2005 07 12

CONTRACTOR: NELSON RIVER CONSTRUCTION  
 PROJECT COMPLETION DATE FOR OUTFALL AND GATE CHAMBER WORK: 2004 01 01

**RECORD DRAWING**  
 WATER AND WASTE DEPARTMENT

B.M. ELEV.	FIELD BOOK #:
POSTED TO LBS	
1	REVISED TO RECORD DWG. 08.05.30 C.J.H./MKT
NO.	REVISIONS
	DATE
	BY
	DATE

**CITY OF WINNIPEG**  
 WATER AND WASTE  
 ENGINEERING DIVISION

DESIGNED BY TW  
 CHECKED BY TW  
 DRAWN BY WKT  
 APPROVED BY  
 HOR. SCALE 1:250  
 VERTICAL SCALE 1:50  
 RELEASED FOR CONSTRUCTION  
 DATE 2001 08 16

ENGINEER'S SEAL  
 ORIGINAL SIGNED BY W.D. WATTERS  
 01/08/16  
 TENDER NO. 0695-2001  
 AUTOCAD: 2000: 04922.dwg  
 PLOT DATE: 2008 06 03

**THE CITY OF WINNIPEG**  
 WATER AND WASTE DEPARTMENT

**Winnipeg**

D'ARCY WASTEWATER PUMPING STATION  
 BUILDING, GATE CHAMBER MODIFICATIONS,  
 OUTFALL, AND SITE GRADING

**OVERFLOWS AND OUTFALL  
 PLAN AND PROFILE**

SHEET 3 OF 11  
 CITY DRAWING NUMBER 04922