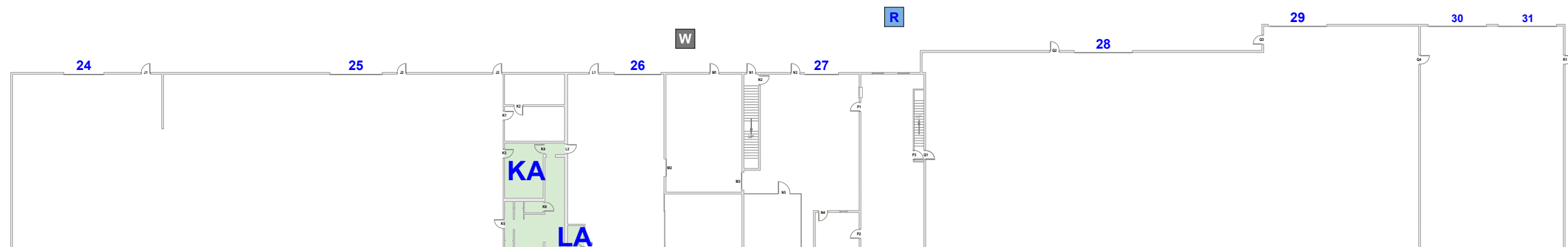
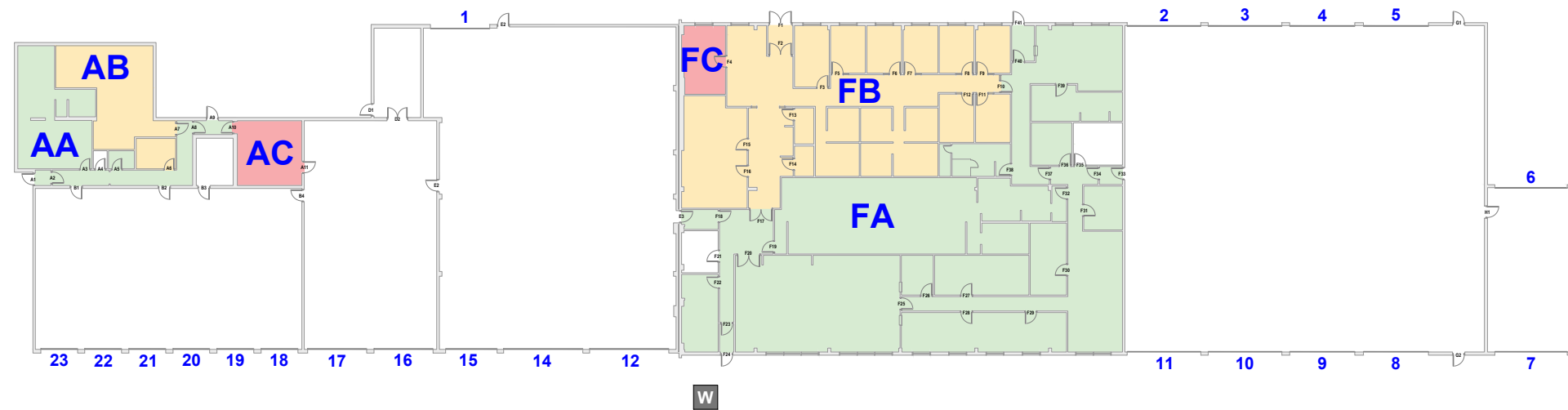




North Building



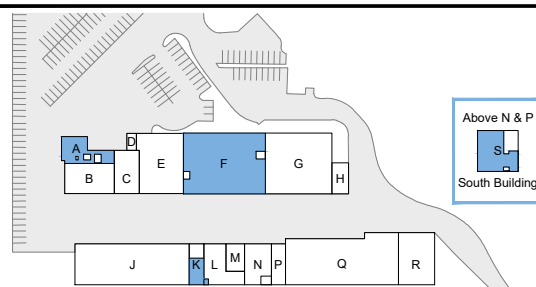
South Building

Cleaning Schedule and Areas (m²)

Section	Daily	Mon - Fri	Weekly	Total
AA	81.4 m ²			81.4 m ²
AB		62.1 m ²		53.8 m ²
AC			29.4 m ²	29.4 m ²
FA	621.2 m ²			621.2 m ²
FB		322.1 m ²		322.1 m ²
FC			20.0 m ²	20.0 m ²
KA	68.2 m ²			68.2 m ²
LA	3.9 m ²			3.9 m ²
SA	69.8 m ²			69.8 m ²
SB		181.8 m ²		181.8 m ²
Totals	844.5 m²	557.7 m²	49.4 m²	1451.6 m²

LEGEND

- KA CLEANING AREA
- W METAL WASTE BIN
- R METAL RECYCLING BIN



SCALE = 1:500
 (On 11" x 17" Paper) 0 5 10 (metres) 20

DATE: July 14, 2023

Water Services Division
552 Plinguet Street
 Cleaning Areas
 544-2023 0552PG01-R1