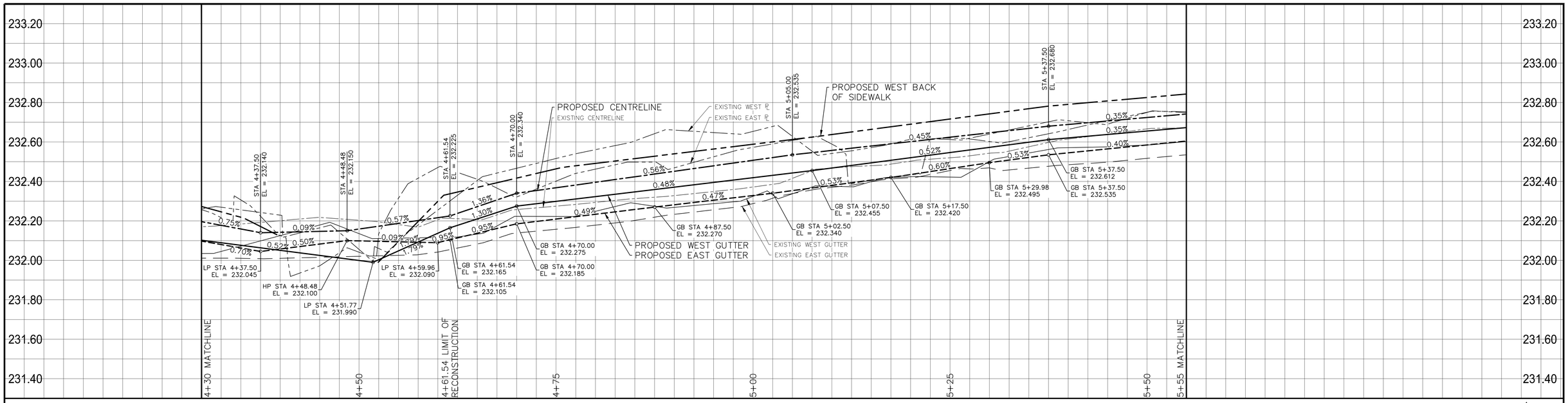

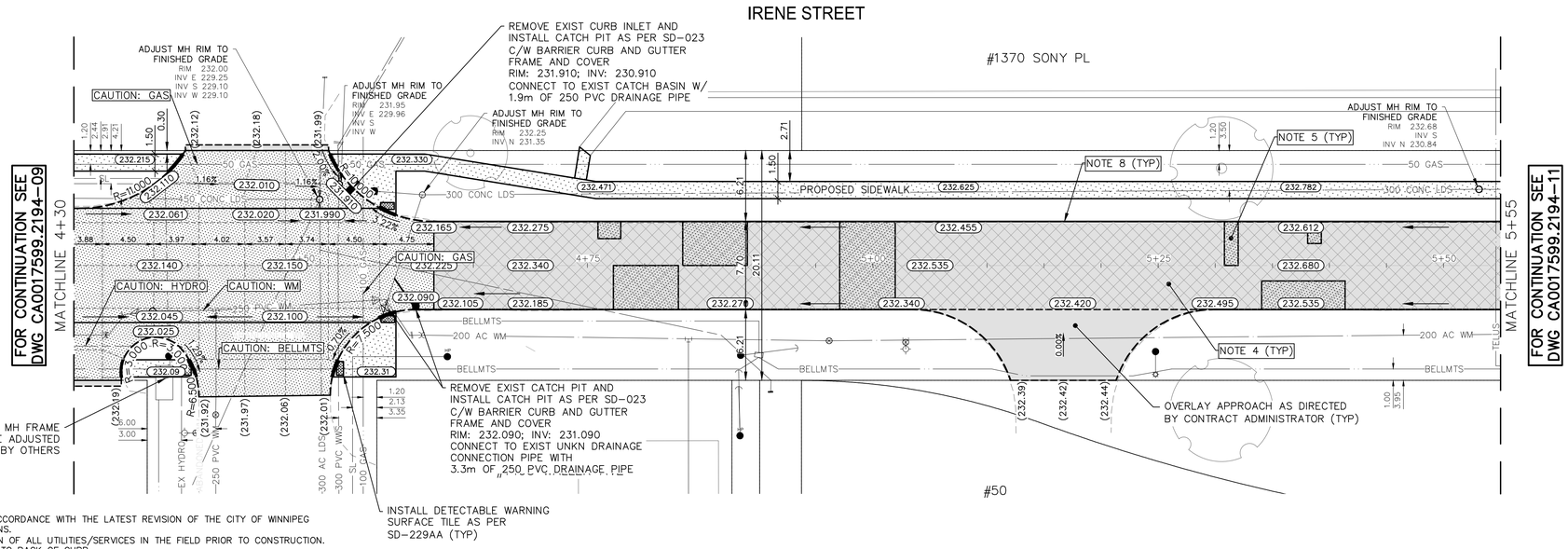

NOTES:

1. ALL WORK AND MATERIALS TO BE IN ACCORDANCE WITH THE LATEST REVISION OF THE CITY OF WINNIPEG STANDARD CONSTRUCTION SPECIFICATIONS.
2. CONTRACTOR TO CONFIRM THE LOCATION OF ALL UTILITIES/SERVICES IN THE FIELD PRIOR TO CONSTRUCTION.
3. ALL ROADWAY DIMENSIONS SHOWN ARE TO BACK OF CURB.
4. EXISTING ASPHALT TO BE PLANED AS SHOWN OR AS DIRECTED BY CONTRACT ADMINISTRATOR
5. 200mm PARTIAL CONCRETE SLAB PATCHES SHOWN ARE ONLY A REPRESENTATIVE APPROXIMATION OF THE TENDERED QUANTITIES.
6. CONSTRUCT 200mm CONCRETE COMMERCIAL APPROACHES WITH 75mm OF GRANULAR A BASE, 300mm OF 50mm GRANULAR A SUBBASE AND SEPARATION/FILTRATION GEOTEXTILE FABRIC AS DIRECTED BY CONTRACT ADMINISTRATOR.
7. PROPOSED SIDEWALK TO BE INSTALLED AS PER SD-228A AND AS DIRECTED BY CONTRACT ADMINISTRATOR.
8. REMOVE/PLANE EXISTING CURB AND CONSTRUCT BARRIER CURB AS PER SD-206A AND AS DIRECTED BY CONTRACT ADMINISTRATOR.
9. ALL PRIVATE WALKWAYS TO BE ADJUSTED TO NEW SIDEWALK OR TOP OF CURB ELEVATION, AS DIRECTED BY THE CONTRACT ADMINISTRATOR.
10. PAVEMENT REPAIR FABRIC TO BE INSTALLED AS SHOWN OR AS DIRECTED BY CONTRACT ADMINISTRATOR.
11. MODIFIED BARRIER CURB TO BE CONSTRUCTED AT ALL INTERSECTION RADII AND ALLEY RADII
12. CONTRACTORS TO TAKE PRECAUTIONARY STEPS TO PROTECT EXISTING TREES WITHIN THE LIMITS OF CONSTRUCTION FROM DAMAGE FROM CONSTRUCTION ACTIVITIES AS OUTLINED IN THE SPECIFICATIONS.
13. LAMP STANDARDS, HYDRO POLES, AND ANCHORS THAT REQUIRE TEMPORARY SUPPORT, REMOVAL OR REPLACEMENT, TO BE DONE SO AT THE EXPENSE OF THE CONTRACTOR AS NECESSARY.
14. ALL BOULEVARDS TO BE SODDED UNLESS OTHERWISE NOTED.
15. ADJUST ALL WATER VALVES, HYDRANTS, MANHOLES, AND CATCH BASINS IN WORK AREA TO GRADE.

EXISTING	LEGEND-PLAN	PROPOSED	EXISTING	LEGEND-PLAN	PROPOSED	EXISTING	LEGEND-PROFILE	PROPOSED
	WATER MAIN			ANCHOR				
	LAND DRAINAGE SEWER			HYDRO POLE & LIGHT STANDARD				
	WASTE WATER SEWER			LIGHT STANDARD OR TRAFFIC SIGNAL				
	HYDRO		HP	HYDRO POLE				
	BELL/MTS			CURB RAMP				
	GAS			DETECTABLE WARNING SURFACE TILE				
	SIGNALS			EDGE OF SIDEWALK				
○	MANHOLE	●		FENCE				
□	CATCH BASIN	■		PROPERTY LINE				
△	CURB INLET	▼		EDGE OF ASPHALT				
	UTILITIES ADJUSTED	△ □ ○		EDGE OF CONCRETE				
]	PLUG	]		MODIFIED BARRIER CURB				
	HYDRANT			BARRIER CURB				
⊗	VALVE	⊗		BARRIER CURB AND GUTTER				
	CURB STOP			CONC SIDEWALK			NORTH OR WEST SIDEWALK	
	IRON BAR			CONCRETE SLAB			SOUTH OR EAST SIDEWALK	
#111	CIVIC ADDRESS			ASPHALT			ROADWAY CENTRELINE	
(231.00)	PAVEMENT GRADE	(231.000)		MILLED SURFACE			NORTH OR WEST GUTTER	
230.99	GROUND GRADE			PAVEMENT REPAIR FABRIC			SOUTH OR EAST GUTTER	

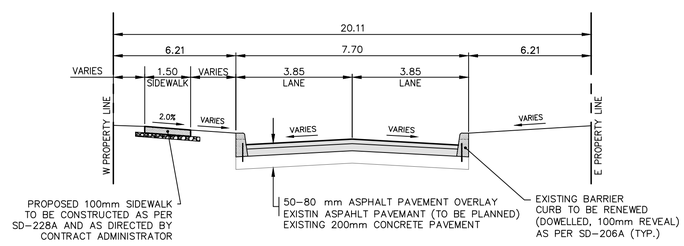

TYPICAL CROSS-SECTION

NTS

METRIC

WHOLE NUMBERS INDICATE MILLIMETRES
DECIMALIZED NUMBERS INDICATE METRES

ENGINEERS GEOSCIENTISTS MANITOBA
Certificate of Authorization
WSP Canada Inc.
No. 5750

FOR TENDER PURPOSES ONLY

NOT FOR CONSTRUCTION

LOCATIONS APPROVED UNDERGROUND STRUCTURES

SIGNED BY:

SUPV UG STRUCTURES DATE

LOCATION OF UNDERGROUND STRUCTURES AS SHOWN ARE BASED ON THE BEST INFORMATION AVAILABLE BUT NO GUARANTEE IS GIVEN THAT ALL EXISTING UTILITIES ARE SHOWN OR THAT THE GIVEN LOCATIONS ARE EXACT CONFIRMATION OF EXISTANCE AND EXACT LOCATION OF ALL SERVICES MUST BE OBTAINED FROM THE INDIVIDUAL UTILITIES BEFORE PROCEEDING

G.B.M. TOP OF HYDRANT, WESTSIDE OF STREET, NW CORNER OF IRENE ST AND CLARENCE AVE INTERSECTION
ELEV. 232.291

NO.	REVISIONS	DATE	BY
7			
6			
5			
4			
3			
2			
1			
0	ISSUED FOR TENDER	2024/03/22	R.H.

WSP Canada Inc.
1600 Buffalo Place
Winnipeg, MB R3T 6B8
t. 204.477.6650
f. 204.474.2864
www.wsp.com

DESIGNED BY	R.H.	CHECKED BY	R.H.
DRAWN BY	R.H.	APPROVED BY	S.S.
HOR. SCALE	1:250	RELEASED FOR CONSTRUCTION	
VERTICAL	1:10		
DATE	DECEMBER 2023	DATE	

ENGINEER'S SEAL
S. C. MINTY
MEMBER
2024-03-25

CONSULTANT ACAD DWG. NO.
CA0017599.2194-10

THE CITY OF WINNIPEG
PUBLIC WORKS DEPARTMENT
ENGINEERING SERVICES DIVISION

2024 LOCAL STREET RENEWALS

IRENE STREET

CONCRETE RECONSTRUCTION AND MAJOR REHABILITATION
STA. 4+30 TO STA. 5+55

CITY DRAWING NUMBER

SHEET 10 OF 15

TENDER NO.
192-2024

Mar 22, 2024 – 3:00pm
P:\2023\CA0017599\2194 – 2024 Local Street Renewals_751-2023\05.07 Drawings\03_Work_Dwg\CA0017599.2194_Irene_St_Plan&Profile.dwg –tab:192-2024_Drawing_CA0017599.2194-10-R0