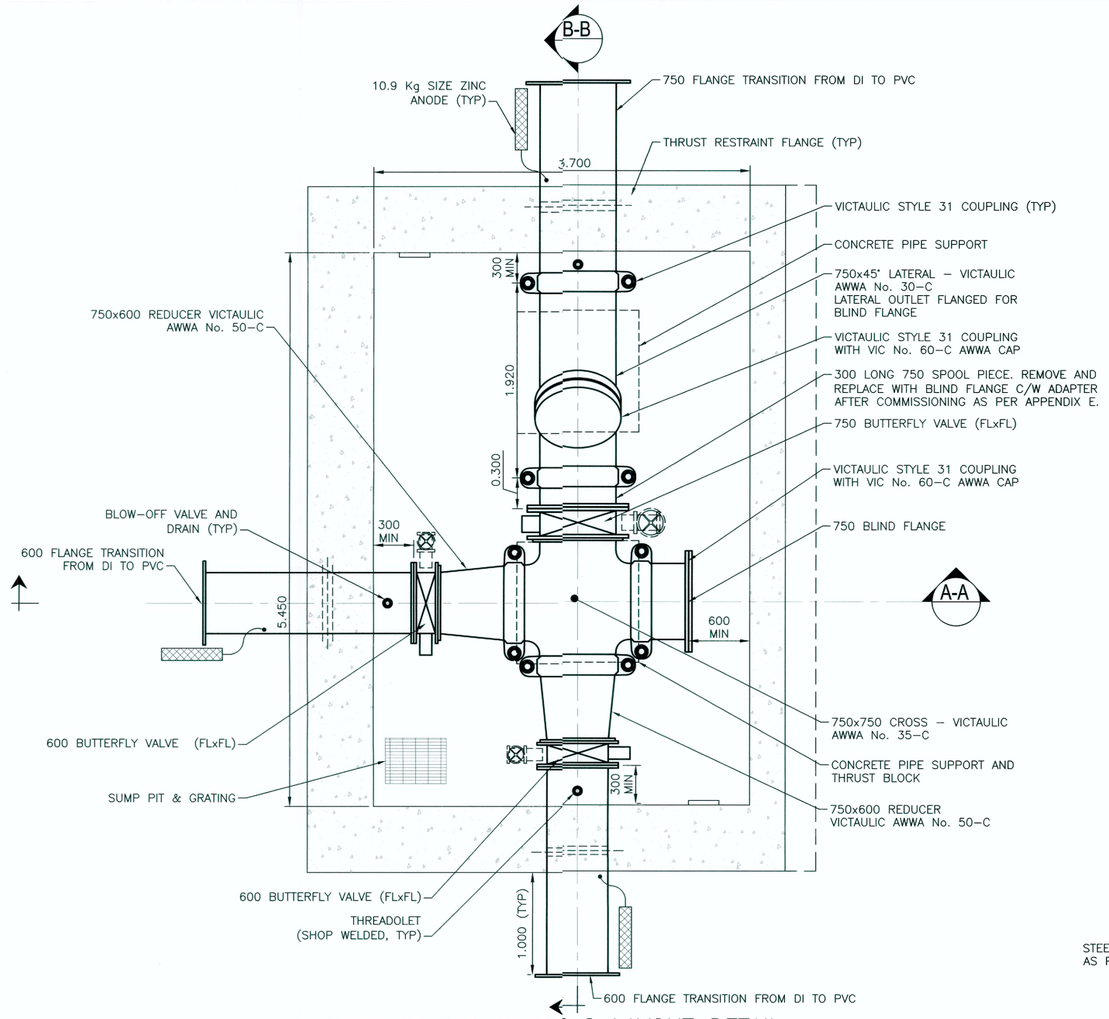

OFFTAKE STRUCTURE 2 LAYOUT DETAIL

1:30

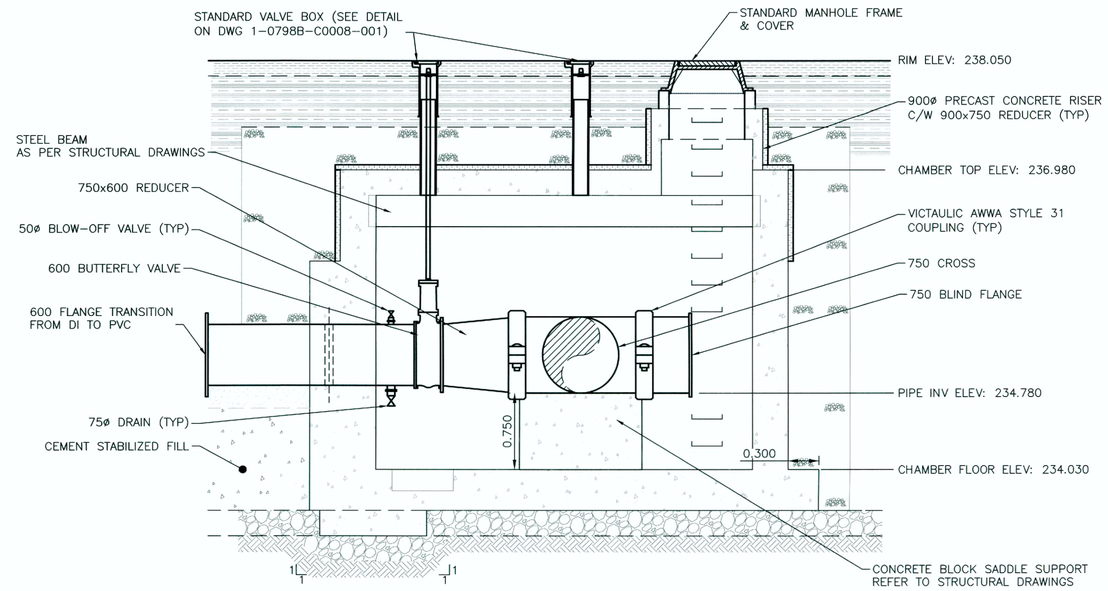

OFFTAKE STRUCTURE 2 SECTION A–A

1:30

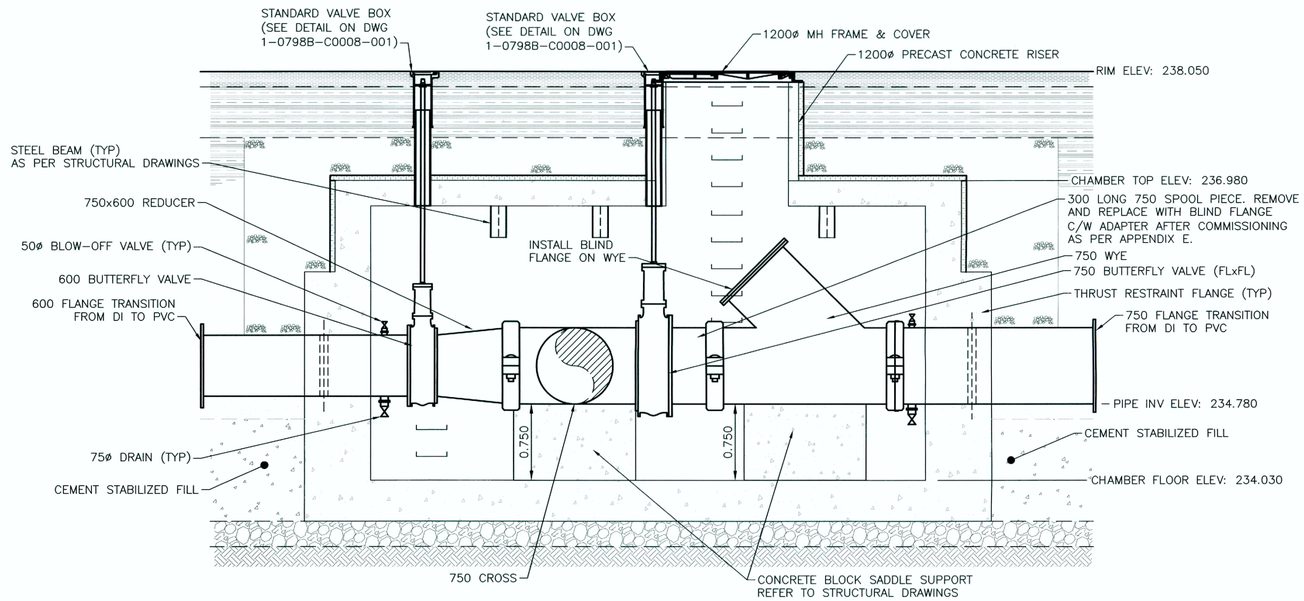

OFFTAKE STRUCTURE 2 SECTION B–B

1:30

NOTES:

- ALL CHAMBER PIPING TO BE CEMENT MORTAR LINED DUCTILE IRON IN ACCORDANCE WITH AWWA C151 AND AWWA C104.
- ALL VALVES TO BE AWWA C210 EPOXY COATED.
- REFER TO STRUCTURAL DRAWINGS FOR CHAMBER OPENINGS, CONCRETE STRUCTURES AND STEEL DESIGN.
- DIMENSIONS AND LAYOUT IS APPROXIMATE ONLY. ALL DIMENSIONS AND LAYOUT MUST BE CONFIRMED BY THE CONTRACTOR BEFORE COMMENCING WORK.
- SHOP DRAWINGS FOR CONCRETE STRUCTURES SHALL BE COORDINATED WITH ALL MECHANICAL SHOP DRAWINGS TO ENSURE PROPER FIT AND LOCATION.
- SEE DRAWING 1–0798B–C0008–001 FOR BLOW OFF ASSEMBLY AND DRAIN ASSEMBLY DETAIL.

ISSUED FOR TENDER
NOT TO BE USED FOR CONSTRUCTION

FOR INDEX SEE 1–0798F–D002–001

METRIC
WHOLE NUMBERS INDICATE MILLIMETRES
DECIMALIZED NUMBERS INDICATE METRES

ENGINEERS GEOSCIENTISTS MANITOBA
Certificate of Authorization
KGS Group
No. 245

WARNING

IF POWER EQUIPMENT OR EXPLOSIVES ARE TO BE USED FOR EXCAVATION ON THIS PROJECT THE CONTRACTOR MUST:

1) NOTIFY THE GAS COMPANY OF THE PROPOSED LOCATION OF EXCAVATION.

2) TAKE PRECAUTION TO AVOID DAMAGE TO GAS COMPANY INSTALLATIONS.

SEE PROVINCIAL REGULATION 210/72 FOR DETAILS

LOCATION APPROVED
UNDERGROUND STRUCTURES

SUPV. U/G STRUCTURES COMMITTEE — DATE

NOTE:

LOCATION OF UNDERGROUND STRUCTURES AS SHOWN ARE BASED ON THE BEST INFORMATION AVAILABLE BUT NO GUARANTEE IS GIVEN THAT ALL EXISTING UTILITIES ARE SHOWN OR THAT THE GIVEN LOCATIONS ARE EXACT. CONFIRMATION OF EXISTENCE AND EXACT LOCATION OF ALL SERVICES MUST BE OBTAINED FROM THE INDIVIDUAL UTILITIES BEFORE PROCEEDING WITH CONSTRUCTION.

VERTICAL DATUM: CGVD28 (HT2.0 Geoid)

HORIZONTAL DATUM: NAD83 (June 1990), Zone 14

NO.	REVISIONS	DATE (YYYY/MM/DD)	BY
1	ISSUED WITH ADDENDUM 4	24/05/16	GTH
0	ISSUED FOR TENDER	24/04/26	GTH

KGS GROUP

DESIGNED BY	GTH	CHECKED BY	RBO
DRAWN BY	GTH	APPROVED BY	RBO
SCALE: HORIZONTAL	AS NOTED	RELEASED FOR CONSTRUCTION	
VERTICAL			
DATE	2024 05 16	DATE	YYYY/MM/DD

PLOT DATE: 2024 05 16

ENGINEER'S SEAL
PROVINCE OF MANITOBA — G.T. HEINRICHS — Member 38162 — 24/05/16 — REGISTERED PROFESSIONAL ENGINEER

CONSULTANT DRAWING NUMBER
C–4A–121

BID OPP: 220–2024
CONTRACT NUMBER: 4A

FILE PATH: U:\FMS\23–0107–009\
FILE NAME: 23–0107–009_C4A_Feedermain_COV–IND–DET.dwg

Winnipeg

THE CITY OF WINNIPEG
WATER AND WASTE DEPARTMENT
ENGINEERING DIVISION

CENTREPORT SOUTH REGIONAL WATER AND WASTEWATER SERVICING – PHASE 1A CONTRACT 4A – FEEDER MAIN

OFFTAKE STRUCTURE 2 DETAILS

SHEET 24 OF 34

CITY DRAWING NUMBER
1–0798F–C0018–001