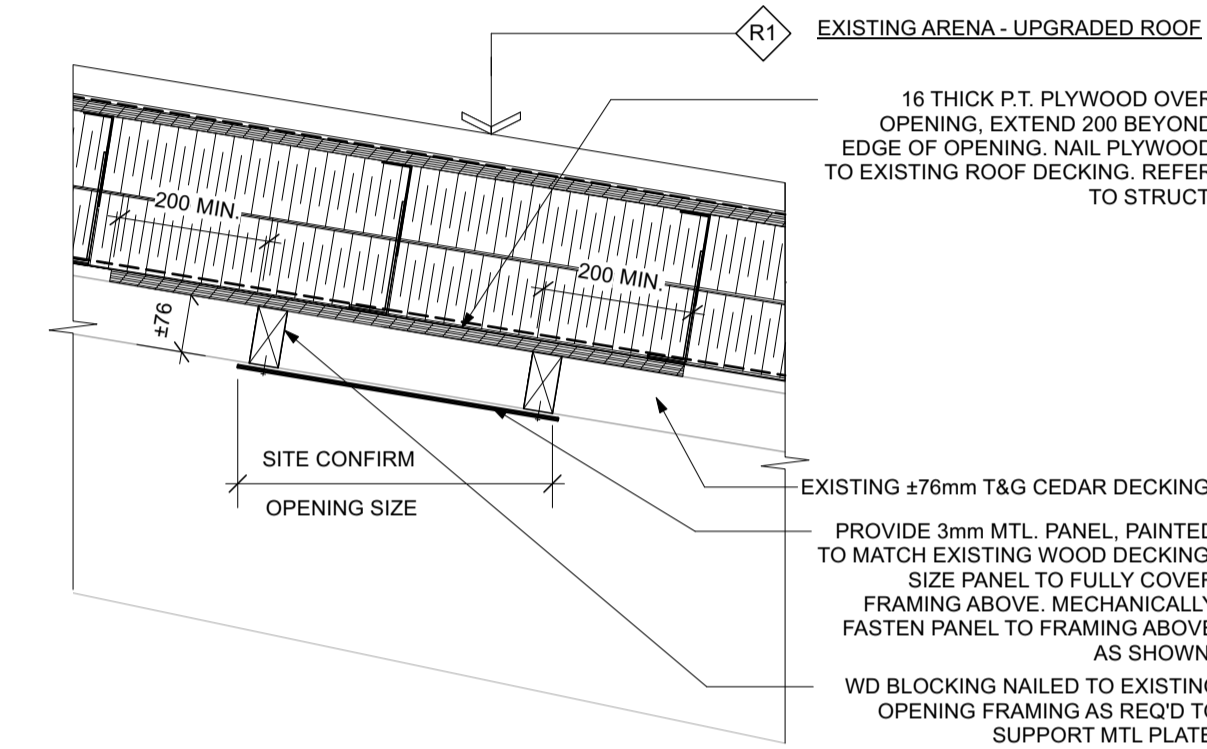
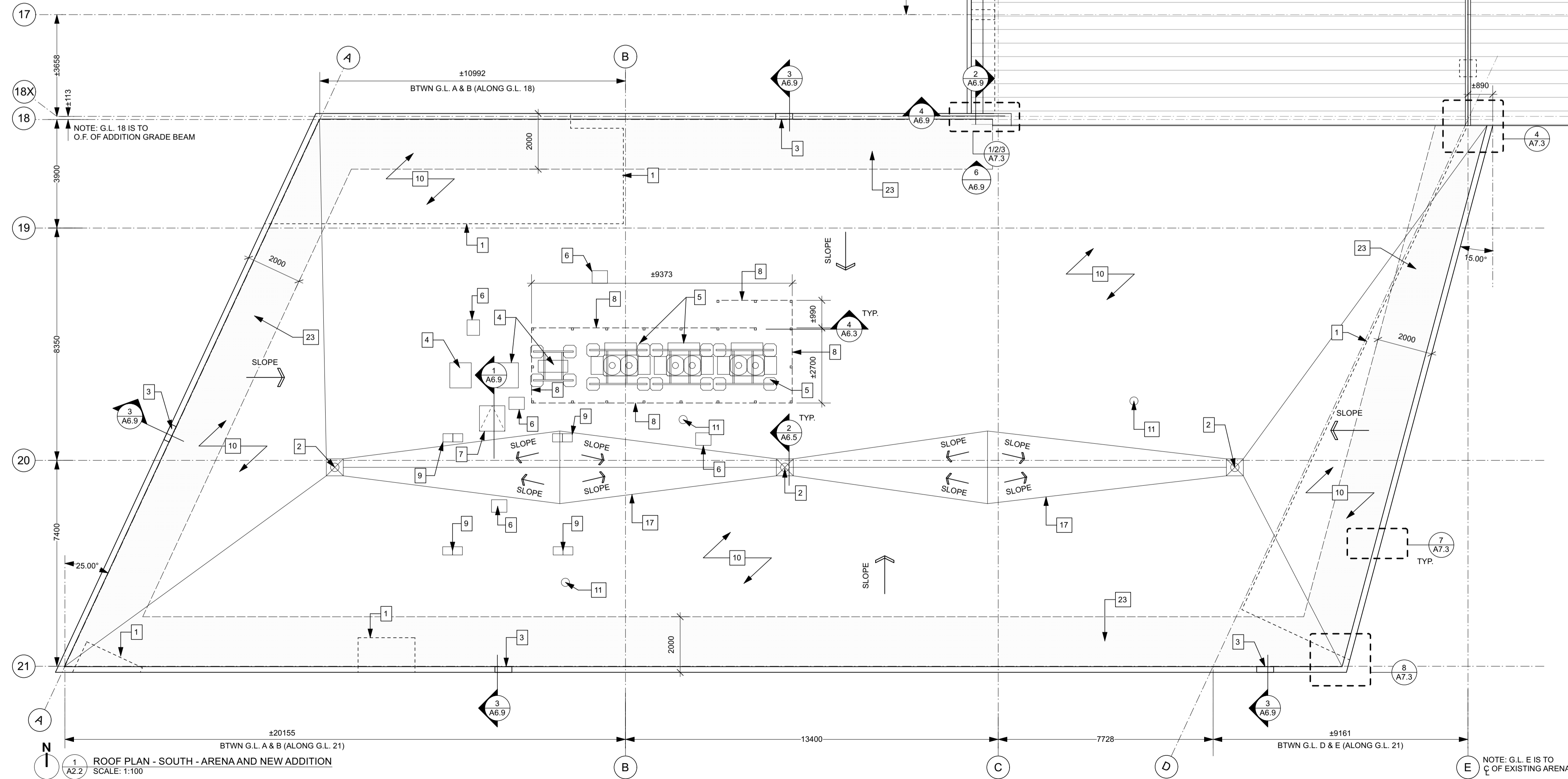


ROOF PLAN NOTES (DRAWINGS 1/A2.1 & 1/A2.2)

- EDGE OF NEW ADDITION BELOW (SHOWN DASHED)
- CONTROL FLOW ROOF DRAIN - REFER TO MECH & SPEC.
- OVERFLOW SCUPPER. REFER TO DETAILS.
- ROOFTOP CONDENSING UNIT & STAND - REFER TO MECH.
- ROOFTOP HEAT PUMP UNIT & STAND - REFER TO MECH.
- NEW PITCH BOX - REFER TO MECH. REFER TO DETAIL 9/A6.9
- ROOF HATCH & LADDER - REFER TO RENOVATION PLAN, BUILDING SECTIONS, AND SPEC.
- ROOF SCREEN AROUND MECH EQUIPMENT - REFER TO DETAILS. ALIGN POSTS WITH BEAMS/JOISTS BELOW - REFER TO STRUCT.
- HRV HOOD - REFER TO MECH. REFER TO DETAILS.
- NEW 2-PLY MOD BIT MEMBRANE ROOFING INSTALLED AT ADDITION ROOF. REFER TO WALL SECTIONS, ROOF TYPES, DETAILS, & SPEC.
- SANITARY VENT THROUGH ADDITION ROOF - REFER TO MECH. REFER TO DETAIL 7/A6.9
- NEW INSULATION AND STANDING SEAM METAL ROOFING INSTALLED OVER EXISTING ARENA ROOF. REFER TO WALL SECTIONS, ROOF TYPES, DETAILS, & SPEC.
- DEMOLISH EXISTING ROOF EXHAUST VENT - REFER TO MECH. INFILL EXISTING OPENING IN WOOD DECK TO MATCH EXISTING. REFER TO STRUCT & DETAILS.
- INSTALL NEW MOD BIT ROOFING AT EXISTING GARAGE FOR V.B. TIE-IN - REFER TO DETAILS.
- NEW PREFIN MTL & HSS RAINWATER LEADER AND PRECAST CONCRETE SPLASH PAD. REFER TO SPEC & DETAILS.
- 22 Ga 152mm X 152mm PRE-FIN MTL GUTTER (BY METAL ROOF SUPPLIER) CW GUTTER GUARD. REFER TO DETAILS & SPEC.
- ROOF SADDLE ALONG G.L. 20 - SLOPE SADDLES TO ROOF DRAINS AS SHOWN
- DEMOLISH EXISTING ROOF CHIMNEY - REFER TO MECH. INFILL EXISTING OPENING IN WOOD DECK TO MATCH EXISTING. REFER TO STRUCT & DETAILS.
- PATCH EXISTING MB HYDRO PENETRATION (HOLE THROUGH ARENA WOOD DECKING) TO SUIT NEW ROOFING ASSEMBLY. REFER TO ELEC. & DETAILS.
- NEW SANITARY PLUMBING VENT AT GARAGE ROOF - REFER TO MECH. REFER TO DETAILS.
- DEMOLISH EXISTING ROOF CHIMNEY - REFER TO MECH. INFILL EXISTING OPENING IN GARAGE ROOF DECKING TO MATCH EXISTING. REFER TO STRUCT & DETAILS.
- NEW SANITARY PLUMBING VENT AT ARENA ROOF - REFER TO MECH. REFER TO DETAILS.
- INSTALL SECOND 'WALKWAY' CAP SHEET IN A CONTRASTING COLOUR 2000mm FROM THE EDGE OF THE ADDITION ROOF (SHOWN SHADED). REFER TO SPEC.
- RIDGE COVER FLASHING - REFER TO DETAILS & SPEC.
- ENGINEERED, PURPOSE MADE, PRE-FIN, MTL SNOW STOP FASTENED TO ROOF PANELS - REFER TO SPEC & DETAILS.
- EDGE OF EXISTING ARENA BELOW (SHOWN DASHED)



2 WALL SECTION @ ARENA CHIMNEY INFILL SCALE: 1:10




1 ROOF PLAN - SOUTH - ARENA AND NEW ADDITION SCALE: 1:100

NOTES:

x | architecture inc.

No.	REVISION/DESCRIPTION	BY	DATE



DATE	USER	APPROVAL	DATE	USER	APPROVAL
2024.12.18	HC	TC	2024.12.18	TC/HC	TC
2024.12.18					

THE CITY OF WINNIPEG
ASSETS and PROJECT MANAGEMENT
DEPARTMENT
MUNICIPAL ACCOMMODATIONS
DIVISION
PROJECT 3-65 GARRY STREET, R3C 4K4
**REDEVELOPMENT OF THE
OLD EXHIBITION ARENA
ISSUED FOR CONSTRUCTION**
80 SINCLAIR STREET

SHEET TITLE
SITE RENOVATION PLAN

SCALE AS SHOWN	PROJECT No: 2020-136	SHEET No: A2.2
-------------------	-------------------------	--------------------------

DRAWING SHEET SIZE: A1 (841mm x 594mm) PLOT 1:1