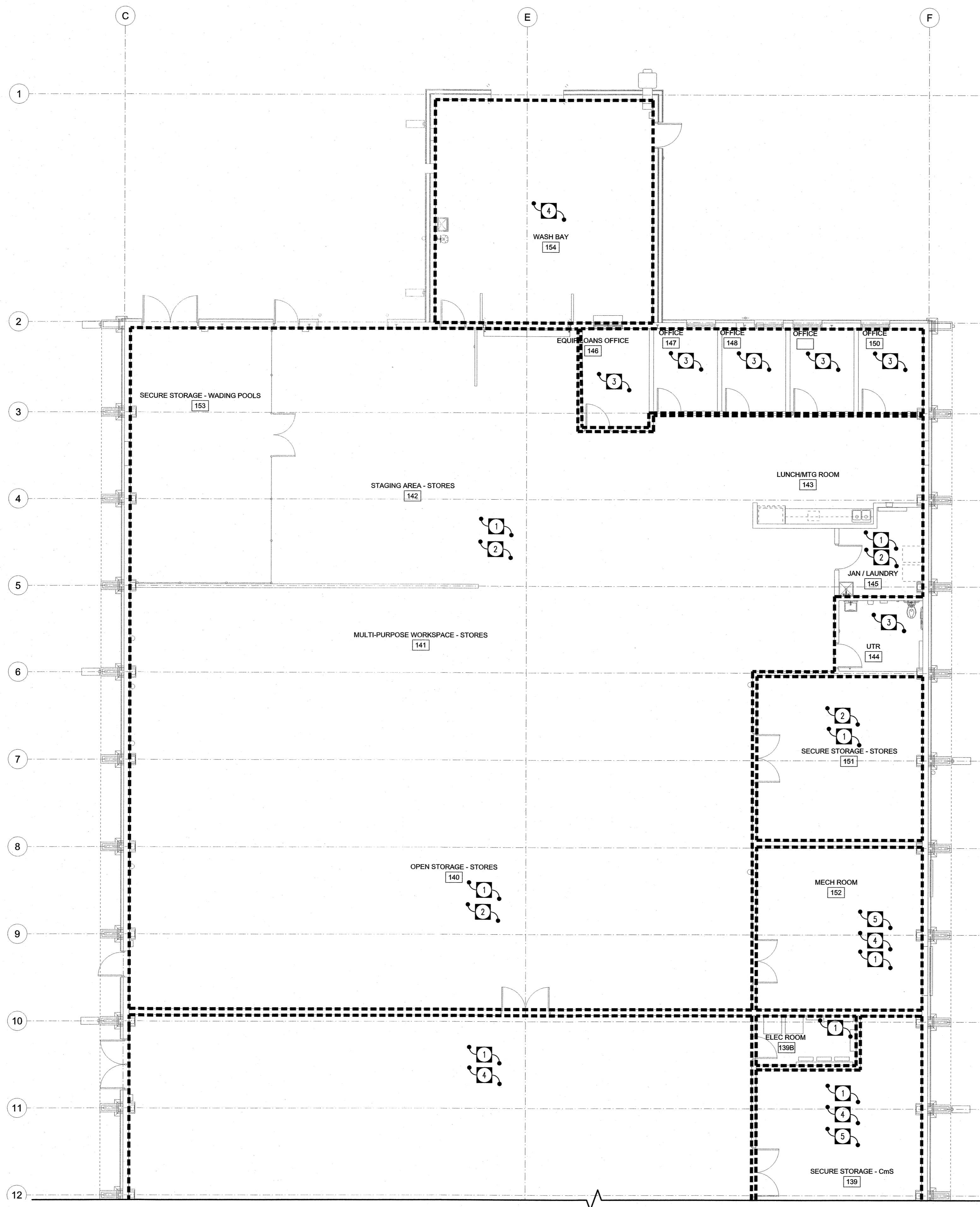


NOTES:

DRAWING NOTES

- 1 SPRINKLER PIPING TO BE AS HIGH AS POSSIBLE AND FOLLOW SLOPE OF EXISTING STRUCTURE.
- 2 AREA OPEN TO U/S OF STRUCTURE, PROVIDE UPRIGHT PENDANT SPRINKLER HEADS.
- 3 AREA WITH FINISHED CEILINGS (TBAR, GWB, OR WOOD CONSTRUCTION) AND/OR BULKHEADS; PROVIDE CONCEALED SPRINKLER HEADS WITH COVER. COORDINATE PLACEMENT W/FINAL ARCHITECTURAL REFLECTED CEILING PLAN. CENTER HEAD WITHIN T-BAR TILE WHERE APPLICABLE. PROVIDE SPRINKLER COVERAGE ABOVE CEILING WHERE REQUIRED PER NFPA.
- 4 AREA OPEN TO U/S OF STRUCTURE, PROVIDE UPRIGHT PENDANT SPRINKLER HEADS C/W GUARDS IN MECHANICAL/ELECTRICAL/SERVICE ROOMS, WASHBAY AND ACTIVITY/MPR AREAS, TO PREVENT DAMAGE.
- 5 PROVIDE COVERAGE AT U/S OF DUCTWORK AS REQUIRED PER NFPA. REFER TO VENTILATION DRAWINGS FOR COORDINATION.

SPRINKLER DRAWINGS TO BE USED AS A GUIDE ONLY. THE SPRINKLER ENGINEER, WHOM WILL BE THE ENGINEER OF RECORD, SHALL BE RESPONSIBLE FOR ENTIRE SPRINKLER SYSTEM DESIGN TO SUIT ALL APPLICABLE N.F.P.A. CODES. SPRINKLER ENGINEER/CONTRACTOR TO ADD/DELETE HEADS AS REQUIRED TO SUIT CODE, ARCHITECTURAL CEILING PLANS AND STRUCTURE. SPRINKLER CONTRACTOR TO REVIEW ROUTING OF SPRINKLER LINES WITH GENERAL CONTRACTOR, MECHANICAL CONTRACTORS (PLUMBING/HVAC) AND ELECTRICAL CONTRACTOR PRIOR TO INSTALLATION.



RENOVATION PLAN - FIRE PROTECTION (NORTH)
SCALE: 1:100


FILE NAME:

DATE:


SHEET TITLE:

PROJECT No.:

ADDRESS:



0	ISSUED FOR CONSTRUCTION	JSD	2024.12.11
No.	REVISION/DESCRIPTION	BY	DATE



CT/JSD	JSD	JSD	JSD
DRAWN	CHECKED	DESIGNED	APPROVED
DAZE/04.20	USER	TC	
	APPROVAL		

THE CITY OF WINNIPEG
ASSETS and PROJECT MANAGEMENT
DEPARTMENT
MUNICIPAL ACCOMMODATIONS
DIVISION
PROJECT 3-65 GARRY STREET, R3C 4K4
**REDEVELOPMENT OF THE
OLD EXHIBITION ARENA
ISSUED FOR CONSTRUCTION**
80 SINCLAIR STREET
SHEET TITLE

**RENOVATION PLAN - FIRE
PROTECTION (NORTH ARENA)**

SCALE	PROJECT No.	SHEET No.
AS SHOWN	2020-136	M4.0

NOVA 3 NOVA 3 ENGINEERING LTD.
PROFESSIONAL ENGINEERS
201-120 FORT STREET TEL: (204) 943-6142
WINNIPEG, MANITOBA R3C 1C7 FAX: (204) 942-1276
WWW.NOVA3.CA JN: 41-193
THIS DRAWING IS THE EXCLUSIVE PROPERTY OF NOVA 3 ENGINEERING LTD.
AND MAY ONLY BE REPRODUCED WITH THE WRITTEN PERMISSION OF NOVA 3
ENGINEERING LTD.
THE CONCEPT AND DESIGN INCORPORATED INTO THIS DRAWING ARE BASED
ON INFORMATION PROVIDED BY THE CLIENT AND OTHER RELATED SOURCES.
PROFESSIONAL ENGINEER ACCEPTS NO RESPONSIBILITY FOR DRAWING AND
DESIGN UNLESS DRAWING IS ACCOMPANIED BY ORIGINAL SEALED LETTER OF
INTENT OR EQUIVALENT ACCEPTABLE FACSIMILE. PROFESSIONAL ENGINEER
ACCEPTS NO RESPONSIBILITY FOR FINAL INSTALLATION CONFORMANCE
WITHOUT ORIGINAL SEALED CERTIFICATE OF INSPECTION OR EQUIVALENT
ACCEPTABLE FACSIMILE.

DRAWING SHEET SIZE: A1 (841mm x 594mm) PLOT 1:1