
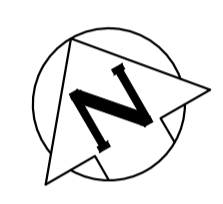
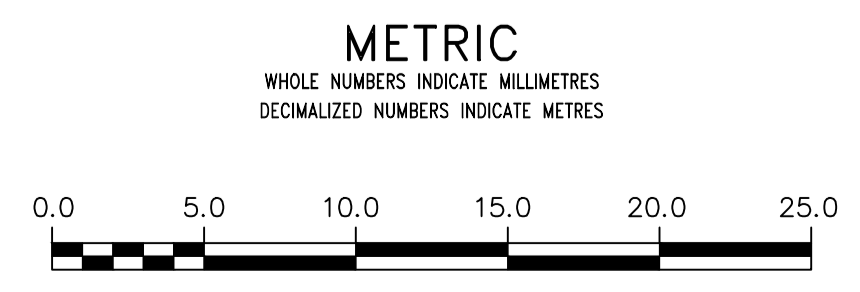


NOTE: CHAINAGES SHOWN ARE ALONG S FACE OF BUILDING



FOR INDEX SEE D-16858

NOTE: ALL VALVES TO BE INSTALLED COUNTERCLOCKWISE TO CLOSE



WARNING
IF POWER EQUIPMENT OR EXPLOSIVES ARE TO BE USED FOR EXCAVATION ON THIS PROJECT THE CONTRACTOR MUST:
1) NOTIFY THE GAS COMPANY OF THE PROPOSED LOCATION OF EXCAVATION.
2) TAKE PRECAUTION TO AVOID DAMAGE TO GAS COMPANY INSTALLATIONS.
SEE PROVINCIAL REGULATION 210/72 FOR DETAILS

LOCATION APPROVED UNDERGROUND STRUCTURES
SUPV. U/G STRUCTURES COMMITTEE DATE
NOTE:
LOCATION OF UNDERGROUND STRUCTURES AS SHOWN ARE BASED ON THE BEST INFORMATION AVAILABLE BUT NO GUARANTEE IS GIVEN THAT ALL EXISTING UTILITIES ARE SHOWN OR THAT THE GIVEN LOCATIONS ARE EXACT. CONFIRMATION OF EXISTENCE AND EXACT LOCATION OF ALL SERVICES MUST BE OBTAINED FROM THE INDIVIDUAL UTILITIES BEFORE PROCEEDING WITH CONSTRUCTION.

VERTICAL DATUM: CGVD28 (HT2.0 Geoid)
HORIZONTAL DATUM: NAD83 (June 1990), Zone 14

NO.	REVISIONS	DATE	BY

DESIGNED BY	RG	CHECKED BY	XX
DRAWN BY	AOM	APPROVED BY	XX
SCALE:		RELEASED FOR CONSTRUCTION	
HORIZONTAL	1: 250		
VERTICAL	1: 50		
DATE	2024 04 15	DATE	
PLOT DATE:	2024 04 15		

ENGINEER'S SEAL
CONSULTANT DRAWING NUMBER

THE CITY OF WINNIPEG
WATER AND WASTE DEPARTMENT
ENGINEERING DIVISION

2024 WATER MAIN RENEWALS
CONTRACT #3
NEWPCC
2230 MAIN STREET
(AT BLOWER AND CONTROL BUILDING)

SHEET 12 OF 12
CITY DRAWING NUMBER
1-0101-C0008-001