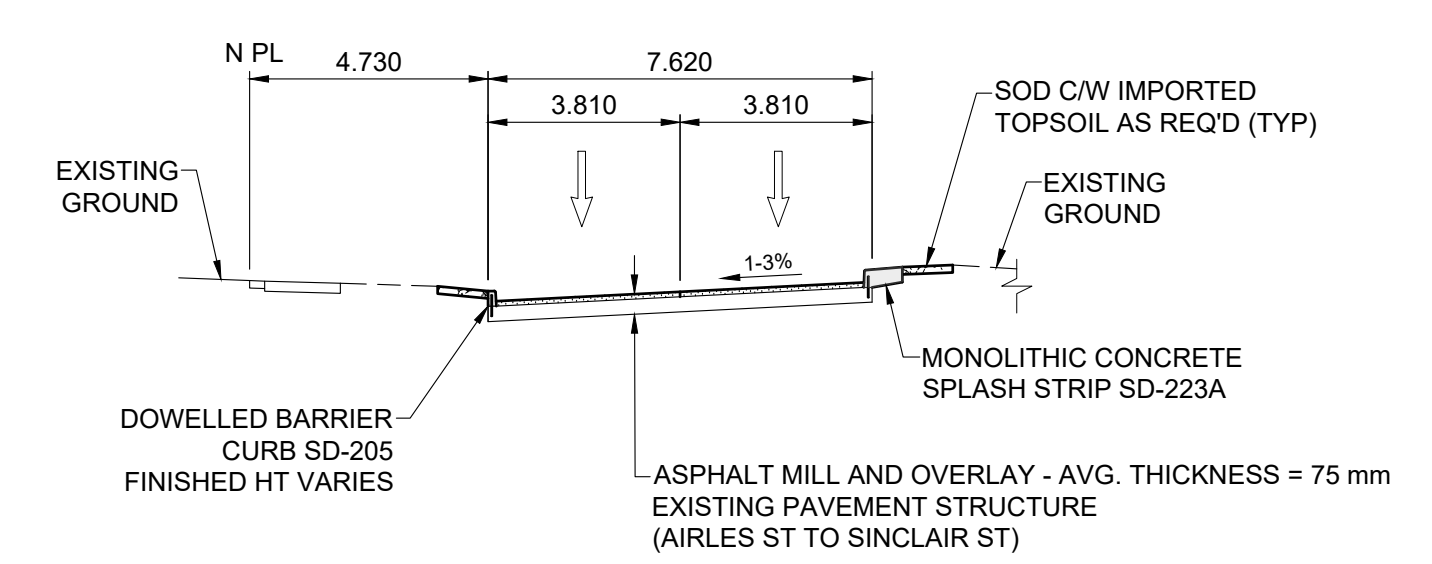
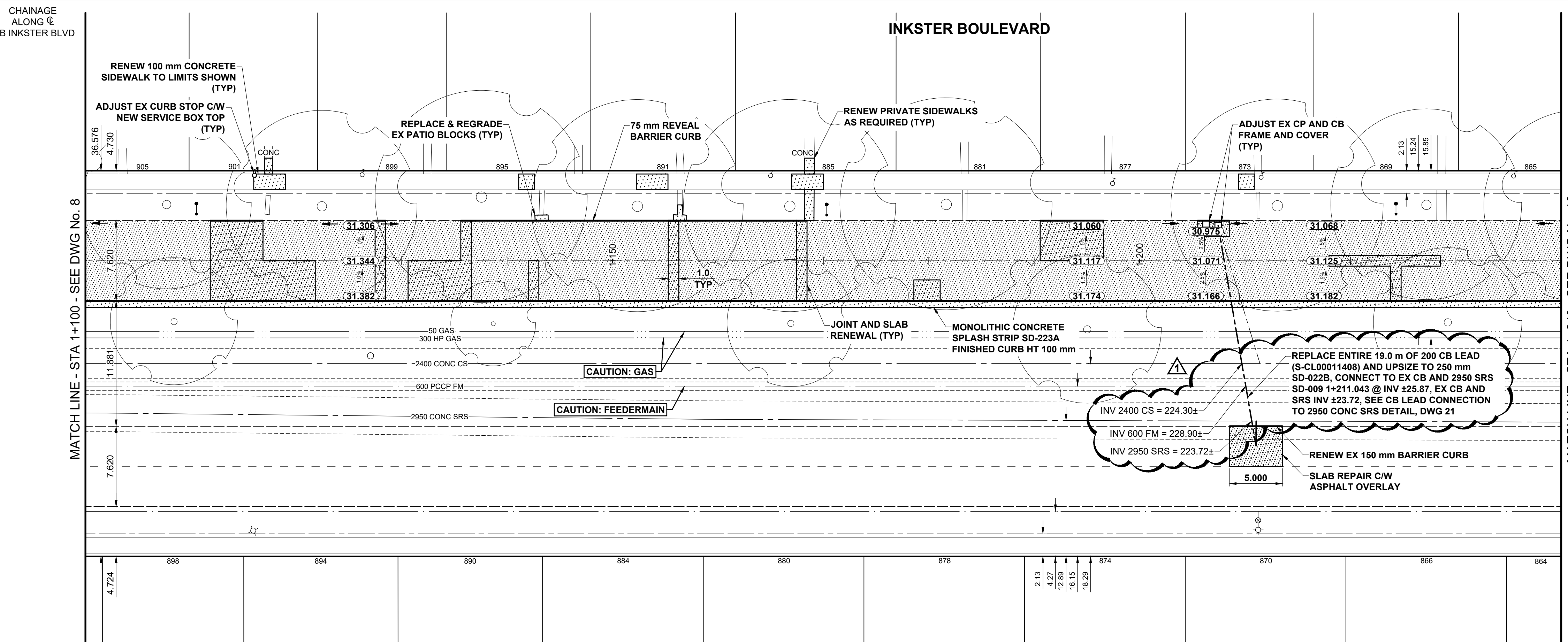
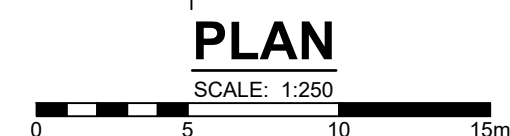


- NOTES**
- ADJUST MH AND CB RIMS TO NEW GRADES.
 - LAMP STANDARDS, HYDRO POLES, AND ANCHORS THAT REQUIRE TEMPORARY SUPPORT, REMOVAL OR REPLACEMENT, TO BE DONE SO AT THE EXPENSE OF THE CONTRACTOR AS NECESSARY.
 - CONTRACTOR TO REGRADE/RENEW EXISTING PRIVATE SIDEWALKS TO LIMITS AS SHOWN. SIDEWALKS TO BE RENEWED WITH CONCRETE UNLESS NOTED OTHERWISE.
 - CONTRACTOR TO TAKE PRECAUTIONARY STEPS TO PROTECT EXISTING TREES WITHIN THE LIMITS OF CONSTRUCTION FROM DAMAGE FROM CONSTRUCTION ACTIVITIES AS OUTLINED IN THE SPECIFICATIONS.
 - CONTRACTOR TO CONFIRM THE LOCATION OF ALL UTILITIES/SERVICES IN THE FIELD PRIOR TO CONSTRUCTION.
 - MODIFIED BARRIER CURB TO BE USED AT ALL INTERSECTION RADII, BACK LANE RADII AND BULLNOSES.
 - CONTRACTOR TO OVERLAY DRIVEWAYS TO ENSURE POSITIVE DRAINAGE TO NEW STREET GRADES. FINAL LIMITS TO BE DETERMINED IN THE FIELD BY CONTRACT ADMINISTRATOR.
 - SD-024 OFFSETS ARE DIMENSIONED TO BOC.
 - REFER TO TENDER FOR DETAILS REGARDING TRAFFIC MANAGEMENT.
 - MATCH EXISTING GRADES AT DOOR SILLS.
 - ADJUST EXISTING WATER VALVES AND WATER SERVICE CURB STOPS TO GRADE.
 - ALL COSTS, MATERIALS AND LABOR ASSOCIATED WITH THE RESTORATION OF THE CATHODIC PROTECTED WATERMAIN WILL BE RESPONSIBILITY OF THE CONTRACTOR.
 - ADD 200.000 m TO ABBREVIATED ELEVATIONS TO OBTAIN GEODETIC ELEVATIONS.
 - EXCAVATION SHALL BE PERFORMED IN A MANNER THAT MINIMIZES DAMAGE TO THE EXISTING TREE ROOT SYSTEMS. WHERE ROOTS MUST BE CUT TO FACILITATE EXCAVATION, THEY SHALL BE PRUNED NEATLY AT THE FACE OF EXCAVATION.

- FEEDERMAIN NOTES**
- CONTACT THE WATER AND WASTE DEPARTMENT'S CONSTRUCTION SERVICES COORDINATOR AT 204-986-4289, 7 DAYS PRIOR TO THE COMMENCEMENT OF CONSTRUCTION TO ARRANGE FOR AN INSPECTION.
 - PRIOR TO ANY CONSTRUCTION, THE FEEDERMAIN MUST BE EXPOSED BY A SOFT DIG METHOD SO AS TO CONFIRM DEPTH AND LOCATION.
 - A MINIMUM CLEARANCE OF 0.5 m MUST BE PROVIDED BETWEEN THE UNDERSIDE OF THE PROPOSED WORKS AND THE TOP ANY EXISTING FEEDERMAIN BY TRENCHLESS OR OPEN TRENCH.
- PROPOSED WORKS**
-
- DO NOT OPERATE VIBRATORY EQUIPMENT OVER OR WITHIN 3.0 m OF THE FEEDERMAIN CENTRELINE.
 - CONCRETE DEMOLITION AND REMOVAL WITHIN 3 METERS HORIZONTALLY OF THE FEEDERMAIN SHALL BE COMPLETED BY SAWCUTTING AND REMOVAL, OR BY THE USE OF HAND HELD JACKHAMMERS. USE OF MACHINE MOUNTED CONCRETE BREAKERS ABOVE THE FEEDERMAIN SHALL NOT BE PERMITTED.



METRIC
WHOLE NUMBERS INDICATE MILLIMETRES
DECIMALIZED NUMBERS INDICATE METRES



EXISTING	LEGEND - PLAN	PROPOSED	EXISTING	LEGEND - PLAN	PROPOSED	EXISTING	LEGEND - PLAN	PROPOSED
○	HYDRANT	◆	---	LDS / WWS	---	▨	CONCRETE	▨
⊗	VALVE	⊗	---	WATER MAIN	---	▨	CONC SIDEWALK / MEDIAN	▨
○	CURB STOP	○	---	GAS	---	▨	ASPHALT	▨
○	MANHOLE	●	---	TRAFFIC SIGNALS	---	▨	PAVING STONE	▨
□	CATCH BASIN / CATCH PIT	■	---	HYDRO / STREET LIGHT	---	▨	GRAVEL	▨
△	CURB INLET	▲	---	COMMUNICATIONS	---	▨	PLANING / REMOVAL	▨
•	POLE	•	---	PROPERTY LINE	---	▨	DITCH FLOW	▨
•	LIGHT STANDARD	•	---	RAMP CURB	---	▨	TOP OF SLOPE	▨
•	TRAFFIC SIGNAL POLE	•	---	ELEVATIONS	(32.123)	▨	CULVERT	▨
+	SURVEY BAR	+	---	TREE / TREELINE	---	▨	SEWER FLOW DIRECTION	▨
◆	TEST HOLE / CORE HOLE	◆	---			▨		▨

LOCATION APPROVED UNDERGROUND STRUCTURES

DATE: _____

NOTE: LOCATION OF UNDERGROUND STRUCTURES AS SHOWN ARE BASED ON THE BEST INFORMATION AVAILABLE BUT NO GUARANTEE IS GIVEN THAT ALL EXISTING UTILITIES ARE SHOWN OR THAT THE GIVEN LOCATIONS ARE EXACT. CONFIRMATION OF EXISTENCE AND EXACT LOCATION OF ALL SERVICES MUST BE OBTAINED FROM THE INDIVIDUAL UTILITIES BEFORE PROCEEDING WITH CONSTRUCTION.

No.	REVISIONS	DATE	BY
1	ISSUED FOR ADDENDUM 1	25/01/13	RPB
0	ISSUED FOR TENDER	24/12/18	RPB

Stantec
500 - 311 Portage Avenue, Winnipeg MB Canada R3B 2B9
Tel. 204.489.5900 Fax. 204.453.9012 www.stantec.com

DESIGNED BY: RPB
DRAWN BY: KMB

CHECKED BY: GFC
APPROVED BY: RPB

RELEASED FOR CONSTRUCTION

HOR SCALE: 1:250
VERT SCALE: 1:10

DATE: DECEMBER 18, 2024

PROFESSIONAL'S SEAL

ORIGINAL DRAWING
REV No. 0

SEALED BY:
R.P. BRUCE

2024-12-18

CONSULTANT FILE NAME
2303678-inkster WB-PP-REHAB_2.dwg

THE CITY OF WINNIPEG
PUBLIC WORKS DEPARTMENT
ENGINEERING DIVISION

2025 REGIONAL STREET RENEWALS

WESTBOUND INKSTER BOULEVARD
AIRLIES STREET TO SINCLAIR STREET

PAVING AND GRADING
STA 1+100 TO STA 1+240

CITY DRAWING NUMBER: P-3586-9
SHEET 9 OF 21
DRAWING NUMBER: 9

TENDER No. 729-2024