


FILE NAME AND PATH: C:\ProgramData\256 Transit Maintenance Building Phase 6 HVAC Upgrade\01 CAD - Rev\03.5 Mech\PHASE 0224206\_M1.2\_P04\_RU.dwg  
 LAYOUT: M1.2  
 DATE PLOTTED: Thursday, April 29, 2021 10:02:22 AM  
 LAST SAVED BY: jh



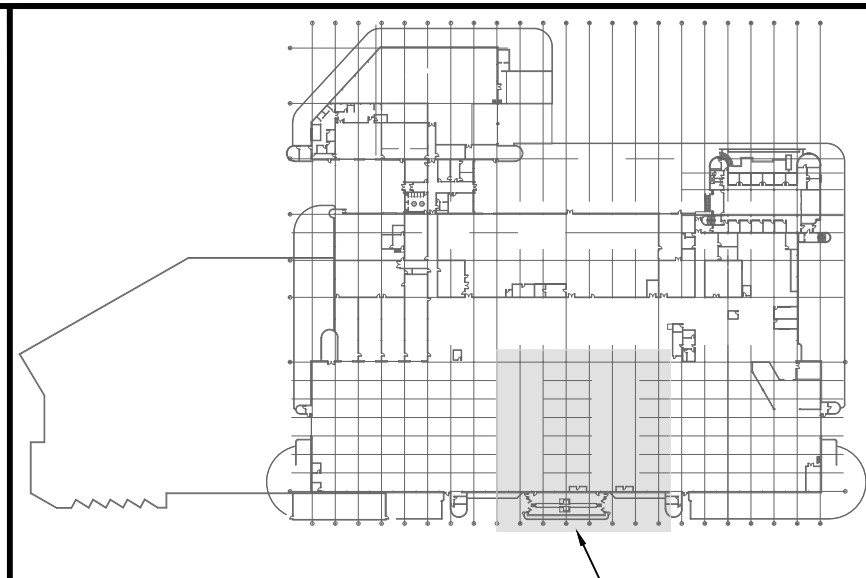
 **1 PARTIAL ROOF PLAN - PLUMBING - DEMOLITION**  
 M1.2 SCALE: 1/16"=1'-0"

**GENERAL NOTES**

- A. ALL ABANDONED EQUIPMENT AND SERVICES WITHIN AREA OF WORK SHALL BE REMOVED.
- B. THIS BUILDING MAY CONTAIN ASBESTOS. REFER TO FRONT END SPECIFICATIONS FOR FURTHER INFORMATION.
- C. PRIOR TO DEMOLISHING AND REMOVAL OF THE EXISTING EQUIPMENT, COORDINATE WITH THE CITY. RETURN EQUIPMENT TO THE CITY AS REQUIRED.
- D. REFER TO ROOF DETAILS AND SPECIFICATIONS FOR ALL NEW AND CAPPED OPENINGS.
- E. FOR DRAWING CLARITY, NOT ALL MECHANICAL EQUIPMENT, PIPING AND DUCTWORK HAS BEEN SHOWN.


**DEMOLITION KEY NOTES** ##

- 1. EXISTING ROOF DRAIN TO REMAIN.
- 2. DEMOLISH AND REMOVE NATURAL GAS PRV VENT BACK TO PRV. REPAIR AND SEAL PRV VENT ROOF OPENING. REFER TO ROOFING SPECIFICATION/DETAILS.
- 3. EXISTING INFRARED HEATER VENT THROUGH WALL BETWEEN HIGH BAY AND LOW BAY ROOF TO BE DEMOLISHED, CAPPED AND ABANDONED AS SHOWN.
- 4. DEMOLISH AND REMOVE MUA VENT. REPAIR AND SEAL ROOF OPENING. REFER TO ROOFING SPECIFICATION/DETAILS.
- 5. EXISTING INFRARED HEATER VENT TO REMAIN.
- 6. EXISTING INFRARED HEATER COMBUSTION AIR INTAKE TO REMAIN.
- 7. EXISTING LADDER TO BE REMOVED. REFER TO STRUCTURAL DRAWINGS.



 **KEY PLAN**  
 SCALE: NTS

6			
5			
4			
3			
2			
1			
0	ISSUED FOR CONSTRUCTION	JH	23/01/25
NO.	Description	BY	DDMMYY



**Winnipeg Transit**

Project Title  
**TRANSIT MAINTENANCE AND REPAIR BUILDING MECHANICAL UPGRADE - CENTRE HIGH BAY**  
 WINNIPEG MANITOBA

Drawing Title  
**PARTIAL ROOF PLAN - PLUMBING - DEMOLITION**

Drawn By API/KS	Checked By JH	Approved By JH
Scale AS INDICATED	Date DECEMBER 2024	Project No. 24-256-01
Revision Number <b>0</b>	Drawing Number <b>M1.2</b>	Sheet Order <b>2 OF 10</b>