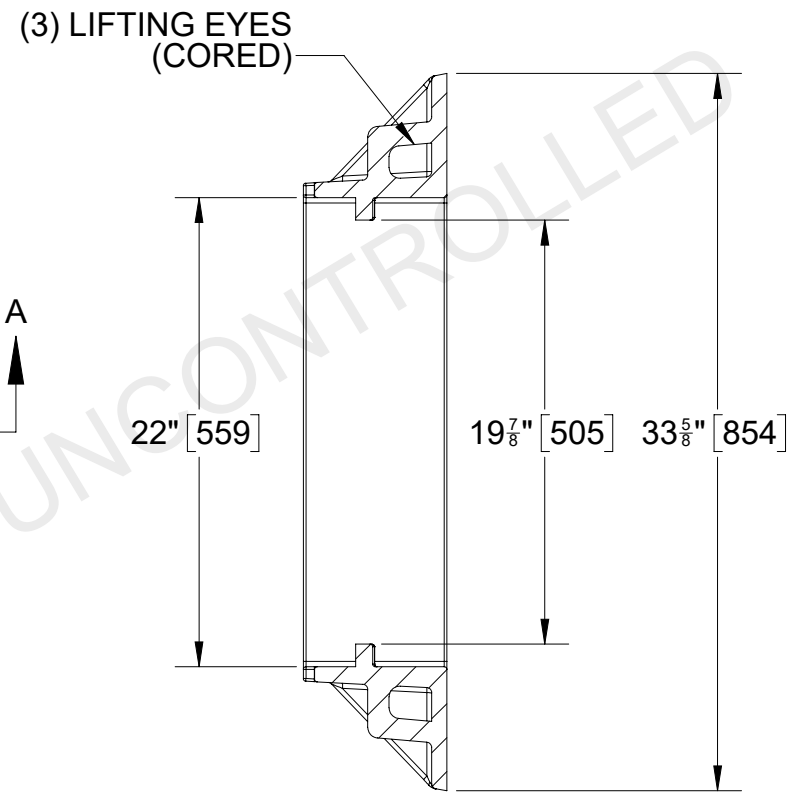
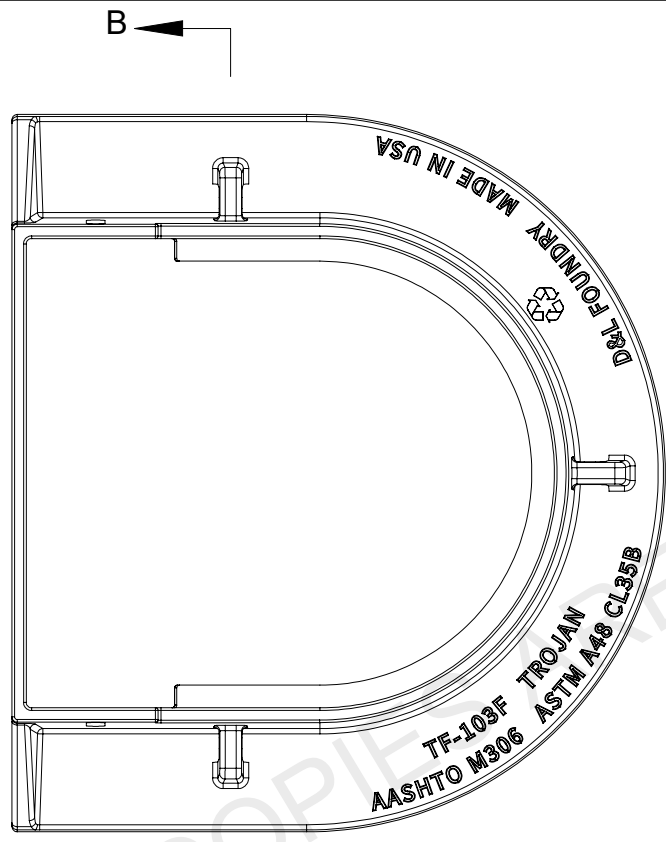
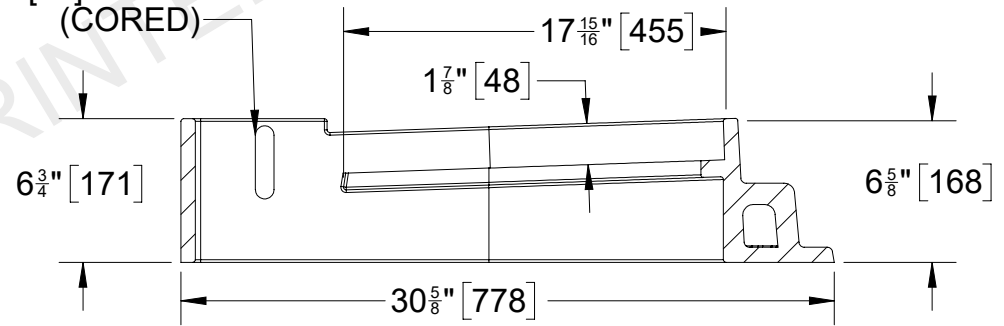


**APPENDIX 'I' – STANDARD DETAIL DRAWING FOR BARRIER CURB AND
ARCHED GUTTER INLET FRAME, BOX AND INLET COVER**



(2) 1" [25] X 3" [76] SLOTS
(CORED)



SECTION B-B

SECTION A-A



D&L Foundry, Inc.
"The Iron Men"
 MADE IN THE USA
 THE INFORMATION CONTAINED IN THIS DRAWING IS THE SOLE PROPERTY OF D&L FOUNDRY, ANY REPRODUCTION IN PART OR AS WHOLE WITHOUT THE WRITTEN PERMISSION OF D&L FOUNDRY IS PROHIBITED

PART NUMBER
TF-103F
MODIFIED

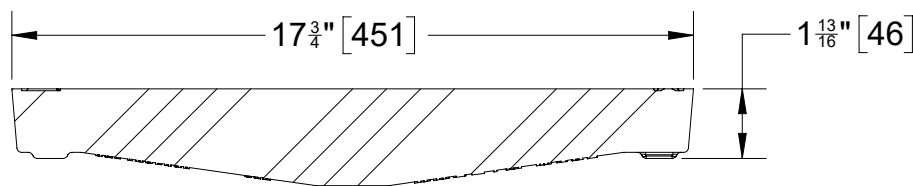
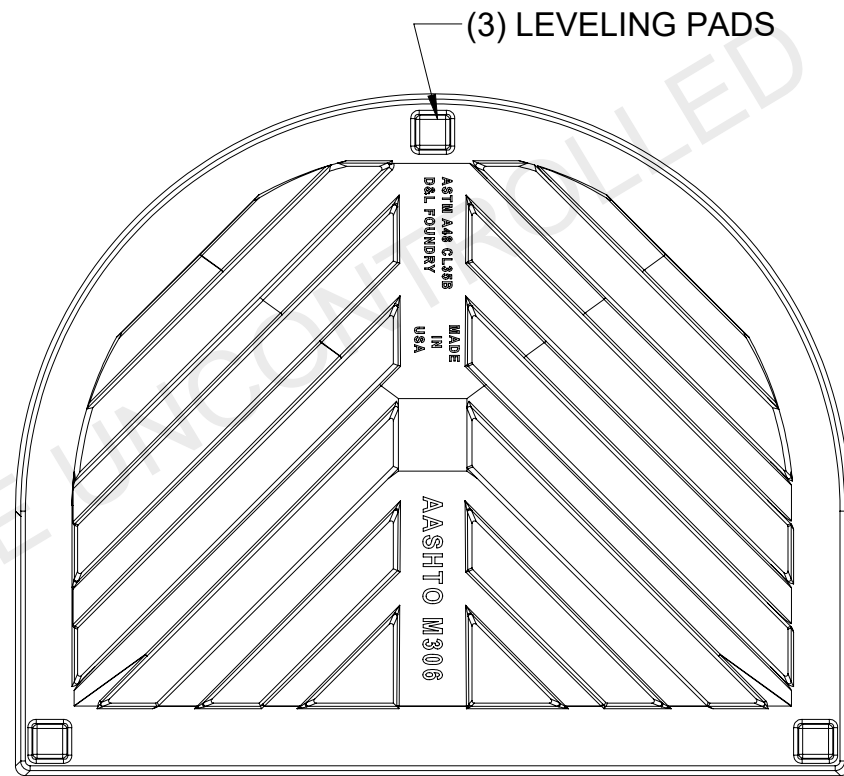
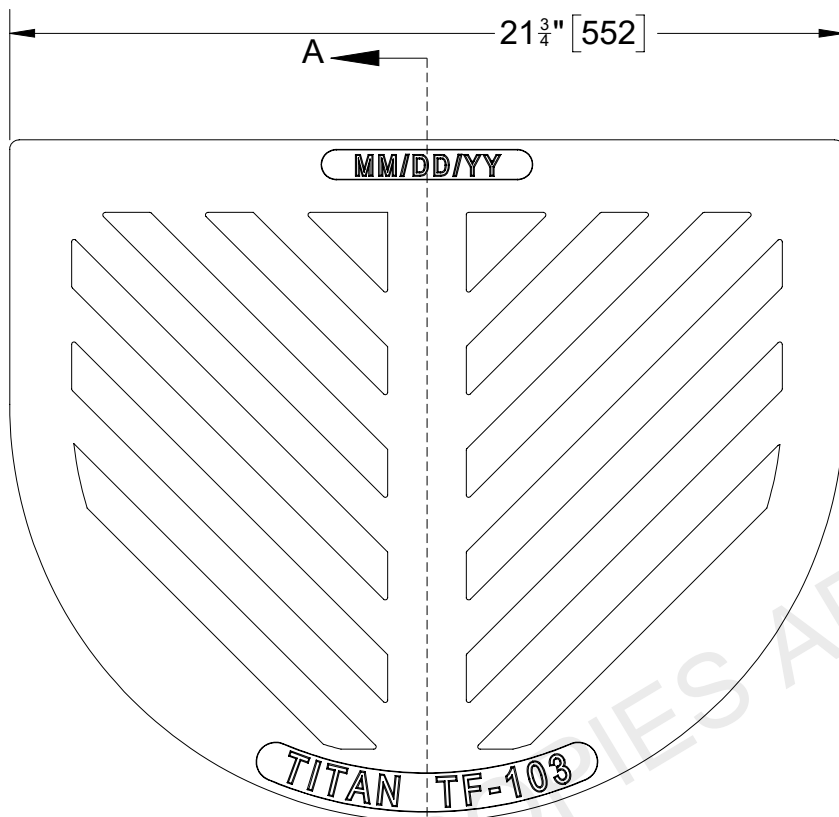
DATE	DESCRIPTION	DRAWN	APPROVED
7/18/24	NEW PATTERN FOR TF-103 SERIES	D.C.	

GRAY IRON CONFORMS TO
 ASTM A48 CL35B
 AASHTO M306

 AASHTO M306

REFERENCE INFORMATION	
TOOLING NUMBERS	PATTERN LOCATION
COPE: -NEW	COPE: -NEW
DRAG: -NEW	DRAG: -NEW
▷ DESIGNATES MACHINED SURFACE	

TOLERANCE
 ALL TOLERNCES ARE $\pm \frac{1}{32}$ PER FOOT,
 OR 1.6 MM PER 300MM
 MEASUREMENTS LESS THAN ONE FOOT (300MM)
 ARE $\pm \frac{1}{32}$, OR 1.6MM
 UNLESS OTHERWISE SPECIFIED



SECTION A-A



NOTES: 5X1 GRATE BARS



D&L Foundry, Inc.
"The Iron Men"
MADE IN THE USA

THE INFORMATION CONTAINED IN THIS DRAWING IS THE SOLE PROPERTY OF D&L FOUNDRY, ANY REPRODUCTION IN PART OR AS WHOLE WITHOUT THE WRITTEN PERMISSION OF D&L FOUNDRY IS PROHIBITED

PART NUMBER
TF-103G
MODIFIED

DATE	DESCRIPTION	DRAWN	APPROVED
7/18/24	NEW GRATE DESIGN FOR TF-103 SERIES	D.C.	

GRAY IRON CONFORMS TO
ASTM A48 CL.35B
AASHTO M306

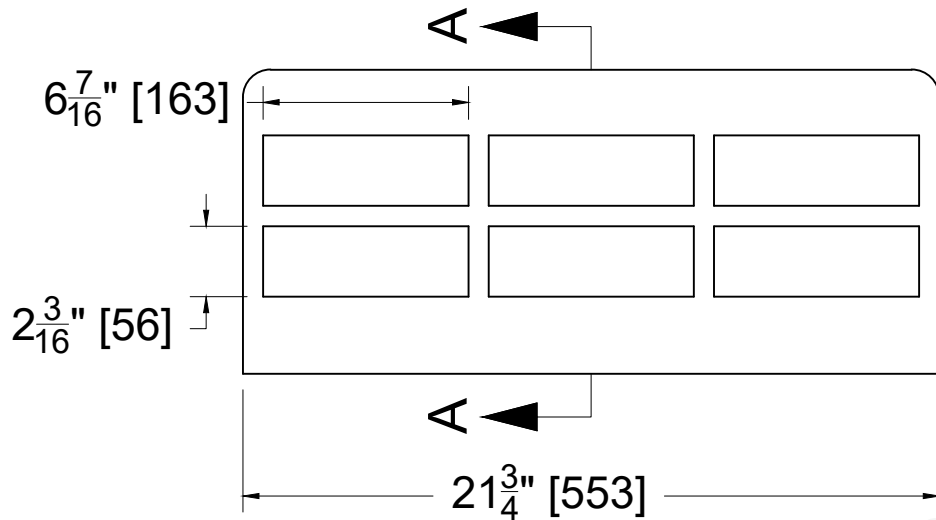
AASHTO M306

REFERENCE INFORMATION	
TOOLING NUMBERS	
TOOLS	PATTERN LOCATION
COPE: -NEW	COPE: -NEW
DRAG: -NEW	DRAG: -NEW

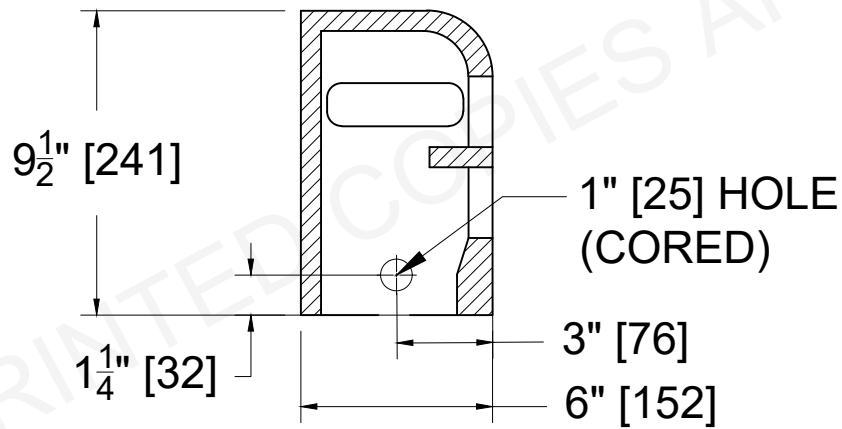
▷ DESIGNATES MACHINED SURFACE

TOLERANCE

ALL TOLERNCES ARE $\pm \frac{1}{32}$ PER FOOT,
OR 1.6 MM PER 300MM
MEASUREMENTS LESS THAN ONE FOOT (300MM)
ARE $\pm \frac{1}{32}$, OR 1.6MM
UNLESS OTHERWISE SPECIFIED



TF-103 ASTM A48 CL35B D&L FOUNDRY Ⓟ
 MM/DD/YYYY AASHTO M306



SECTION A-A



D&L Foundry, Inc.
"The Iron Men"
 MADE IN THE USA

THE INFORMATION CONTAINED IN THIS DRAWING IS THE SOLE PROPERTY OF D&L FOUNDRY. ANY REPRODUCTION IN PART OR AS A WHOLE WITHOUT THE WRITTEN PERMISSION OF D&L FOUNDRY IS PROHIBITED

PART NUMBER

TF-103SI

DATE	DESCRIPTION	DRAWN	APPROVED
9/15/20	DRAWING OF EXISTING PART	DF	D.C.
11/2/21	ECR 2276 - CHANGE SLOT IN SIDE TO A HOLE TO MATCH THE PATTERN	DF	D.C.
11/5/21	ECR 2281 - ADD CENTER MARK AND DIMENSIONS OF SIDE HOLE LOCATION	DF	D.C.

GRAY IRON
 CONFORMS TO
 ASTM A48 CL35B

AASHTO M306

REFERENCE INFORMATION	
TOOLING NUMBERS	
TOOLS	PATTERN LOCATION
COPE: -6237	COPE: - 6237
DRAG: -6238	DRAG: - 6238
DESIGNATES MACHINED SURFACE	

TOLERANCES

ALL TOLERANCES ARE +/- 1/32" PER FOOT, OR 1.6 MM PER 300 MM MEASUREMENTS LESS THAN ONE FOOT ARE +/- 1/16", OR 1.6 MM UNLESS OTHERWISE SPECIFIED