

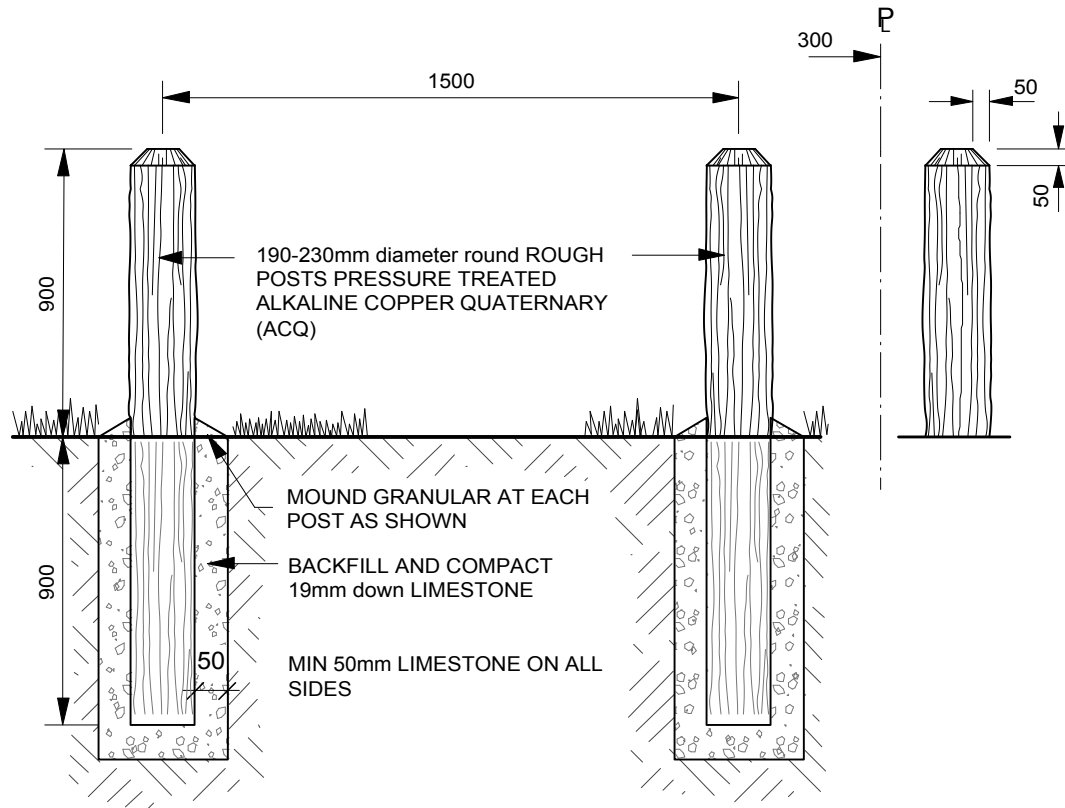
APPENDIX 'B' – STANDARD CONSTRUCTION DETAILS

Drawing Title:

POST BOLLARD

Drawing No:

SCD-105B



NOTE :

- ALL POSTS THOROUGHLY TAMPED AND GRANULAR MOUNDED AT EACH POST FOR FUTURE SETTLING AND DRAINAGE AWAY FROM POST. SURPLUS EARTH TO BE LEGALLY DISPOSED OF.
- FENCE POSTS ARE TO FOLLOW THE NATURAL CONTOUR OF THE LAND EXCEPT FOR SMALL UNDULATIONS WHICH WOULD TEND TO REDUCE THE AESTHETIC APPEARANCE OF THE FINISHED PROJECT.

DIMENSIONS SHOWN ARE IN MILLIMETRES UNLESS OTHERWISE SPECIFIED

REVISION: 3
DATE: July 12, 2013
SCALE: N.T.S.
DRAWN BY: SP

The City of Winnipeg
Planning, Property and Development Department
Planning and Land Use Division
Unit 15 - 30 Fort Street, Winnipeg, MB, R3C 4X5

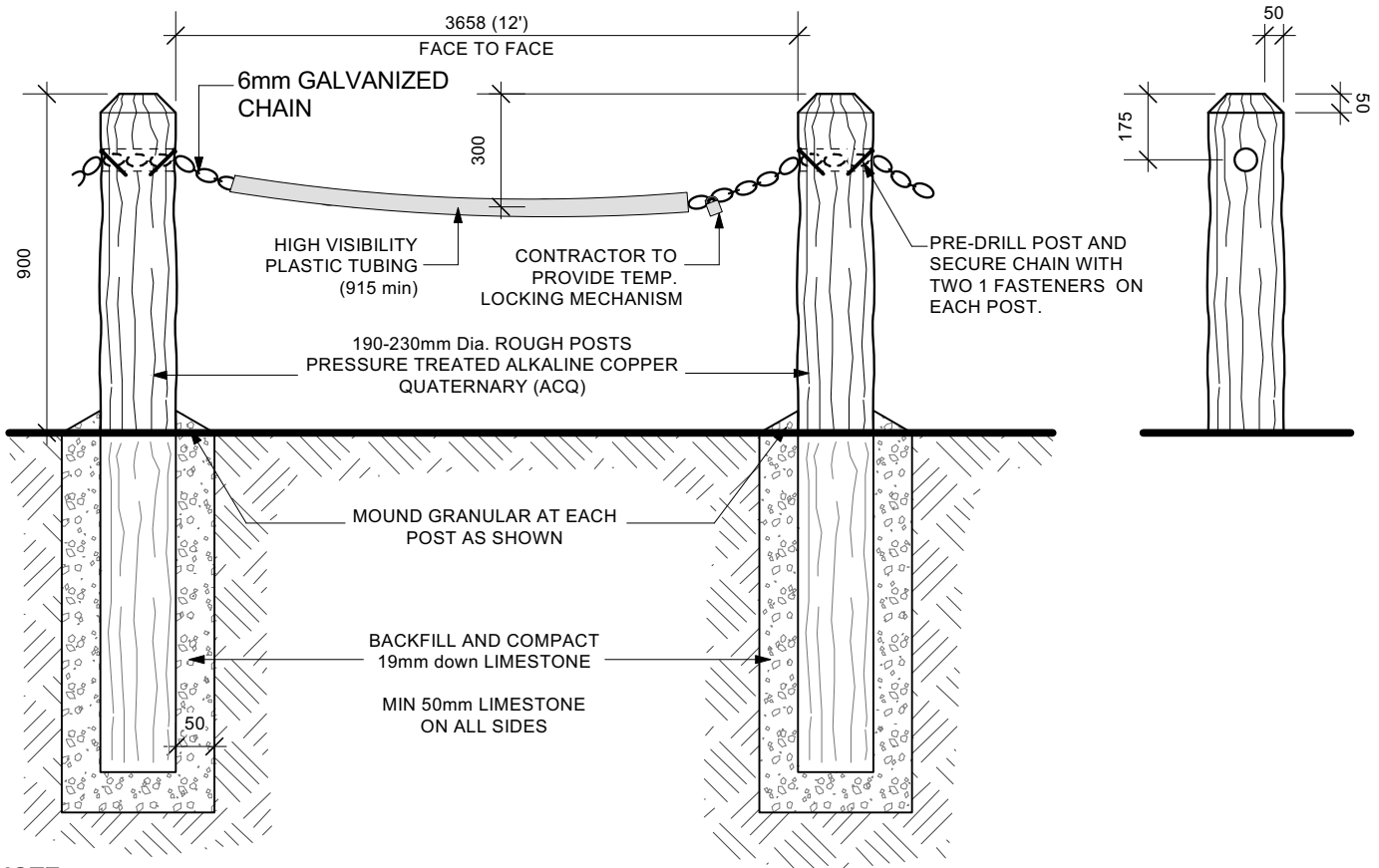


Drawing Title:

POST AND CHAIN FENCING FOR VEHICLE ACCESS

Drawing No:

SCD-105G



NOTE:

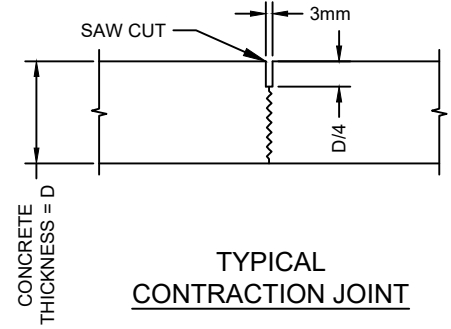
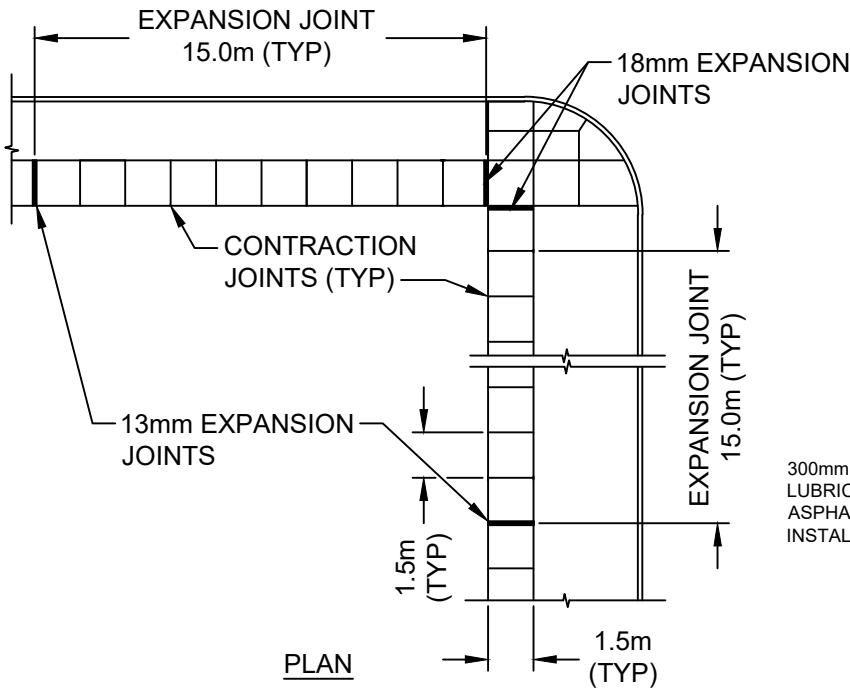
- SECURE CHAIN TO EACH POST WITH TWO ONLY 90mm GALV. NAILS TO PREVENT CHAIN SLIPPING. DRAPE CHAIN AS INDICATED.
- ALL POSTS THOROUGHLY TAMPED AND GRANULAR MOUNDED AT EACH POST FOR FUTURE SETTLING AND DRAINAGE AWAY FROM POST. SURPLUS EARTH TO BE LEGALLY DISPOSED OF.
- FENCE POSTS ARE TO FOLLOW THE NATURAL CONTOUR OF THE LAND EXCEPT FOR SMALL UNDULATIONS WHICH WOULD TEND TO REDUCE THE AESTHETIC APPEARANCE OF THE FINISHED PRODUCT.

DIMENSIONS SHOWN ARE IN MILLIMETRES UNLESS OTHERWISE SPECIFIED

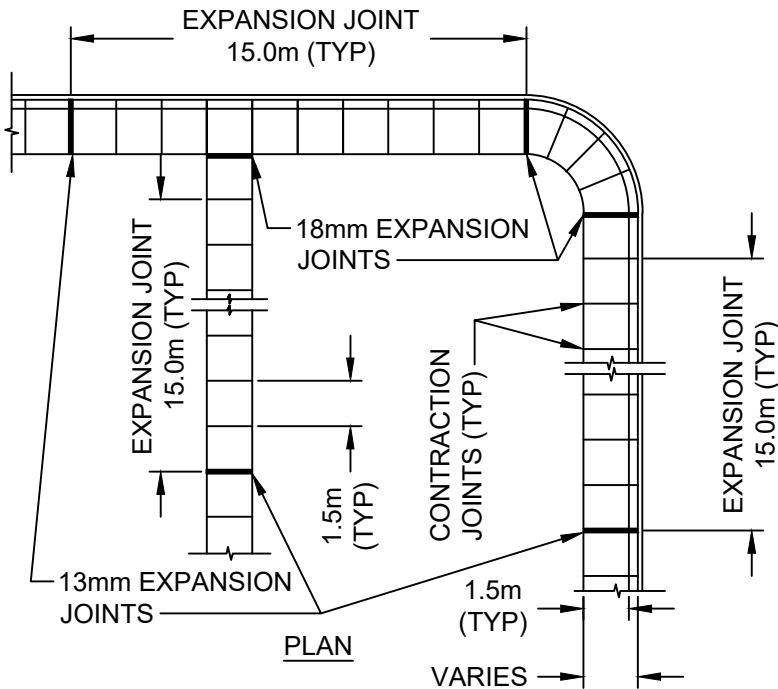
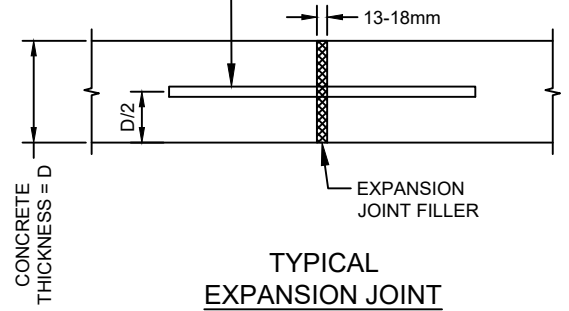
REVISION: 2
DATE: Jan. 14/21
SCALE: N.T.S.
DRAWN BY: NS/LL

The City of Winnipeg
Planning, Property and Development Department
Planning and Land Use Division
Unit 15 - 30 Fort Street, Winnipeg, MB, R3C 4X5





300mm LONG 10M DOWELS
LUBRICATED WITH
ASPHALTIC CUT-BACK,
INSTALLED 450mm O/C



THE CITY OF WINNIPEG
PUBLIC WORKS DEPARTMENT

Reference Spec. No.
CW 3325

SIDEWALK EXPANSION
JOINTS

Revisions

No.	Date	Description	By
1.	FEB 25	ADDED DOWELS	T.K.

Designed By: A.G.	Drawn By: R.B.	Scale : N.T.S.
Checked By: B.K.	Date: 2024-10-01	Drawing No.
Approved: PAVEMENT MANAGEMENT BRANCH		SD-228AA