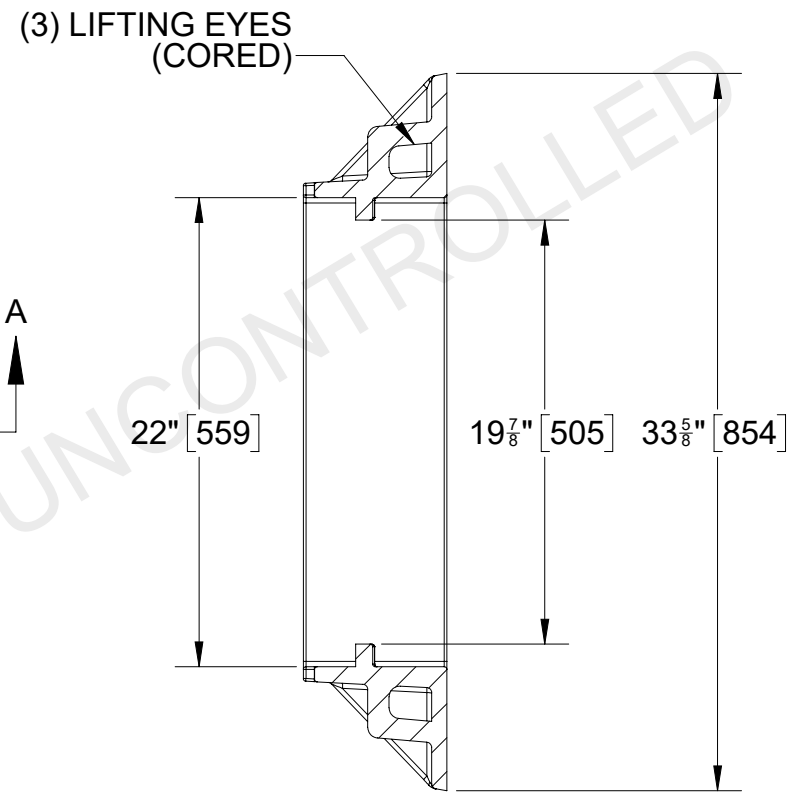
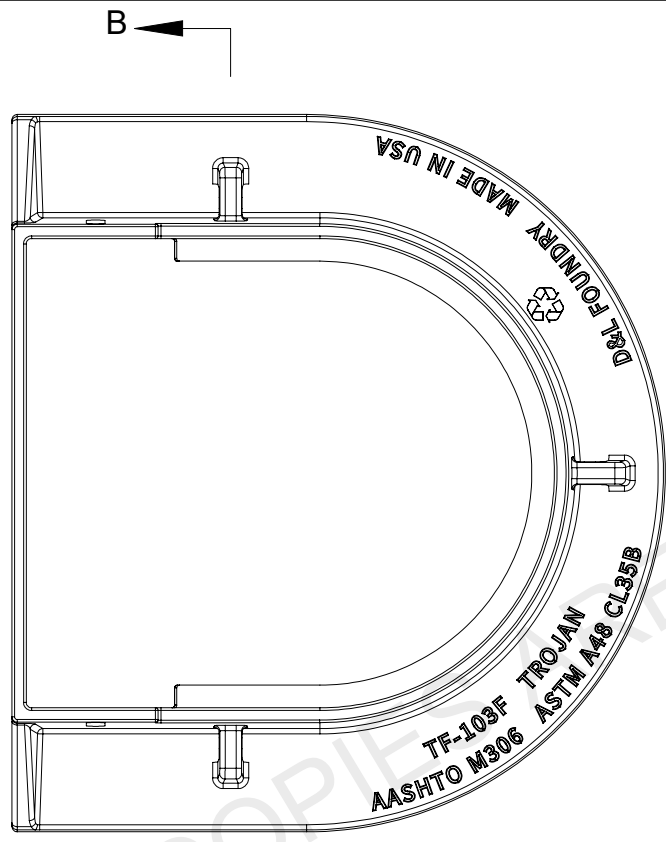
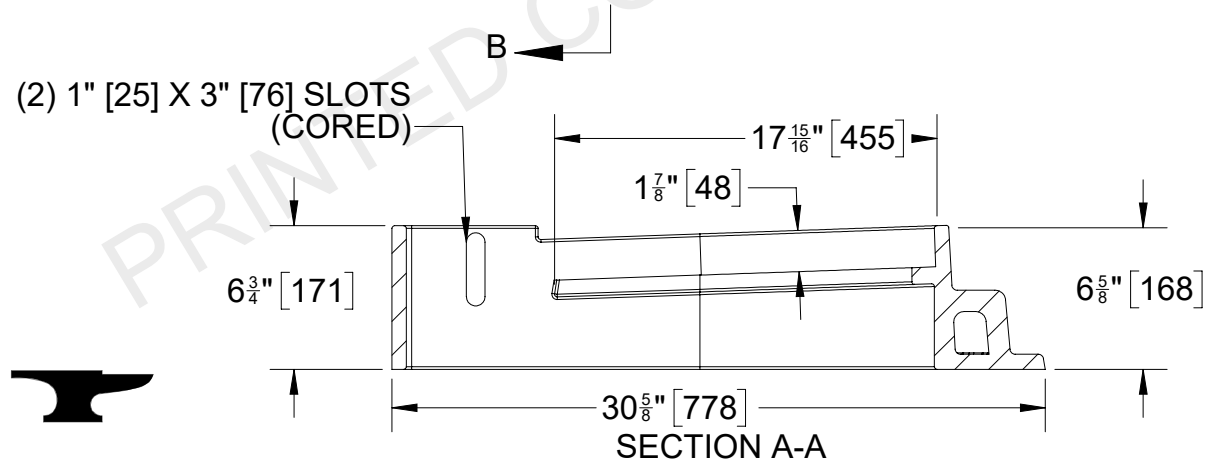


**APPENDIX 'E' – BARRIER CURB AND ARCHED GUTTER INLET FRAME, BOX  
AND INLET COVER**



SECTION B-B



SECTION A-A



**D&L Foundry, Inc.**  
**"The Iron Men"**  
 MADE IN THE USA  
 THE INFORMATION CONTAINED IN THIS DRAWING IS THE SOLE PROPERTY OF D&L FOUNDRY, ANY REPRODUCTION IN PART OR AS WHOLE WITHOUT THE WRITTEN PERMISSION OF D&L FOUNDRY IS PROHIBITED

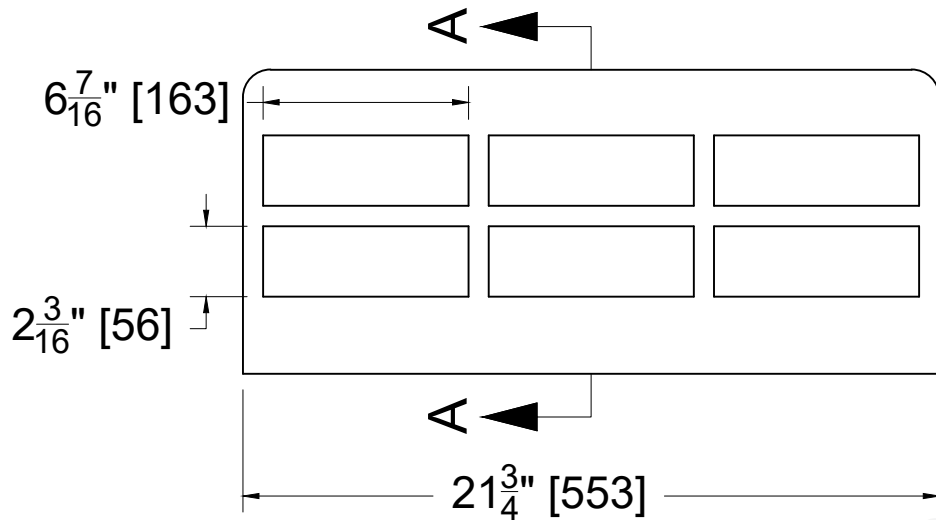
**PART NUMBER**  
**TF-103F**  
**MODIFIED**

DATE	DESCRIPTION	DRAWN	APPROVED
7/18/24	NEW PATTERN FOR TF-103 SERIES	D.C.	

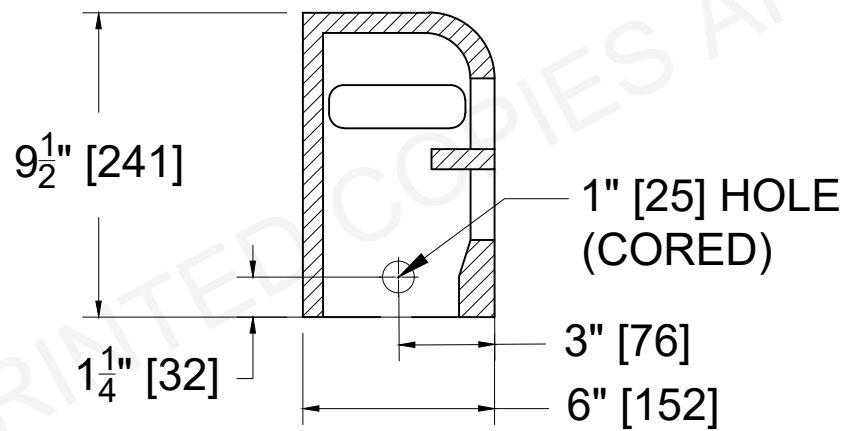
GRAY IRON CONFORMS TO  
 ASTM A48 CL35B  
 AASHTO M306  
  
 AASHTO M306

REFERENCE INFORMATION	
TOOLING NUMBERS	PATTERN LOCATION
COPE: -NEW	COPE: -NEW
DRAG: -NEW	DRAG: -NEW
▷ DESIGNATES MACHINED SURFACE	

**TOLERANCE**  
 ALL TOLERNCES ARE  $\pm \frac{1}{32}$  PER FOOT, OR 1.6 MM PER 300MM MEASUREMENTS LESS THAN ONE FOOT (300MM) ARE  $\pm \frac{1}{32}$ , OR 1.6MM UNLESS OTHERWISE SPECIFIED



TF-103    ASTM A48 CL35B    D&L FOUNDRY    Ⓢ  
 MM/DD/YYYY    AASHTO M306



**SECTION A-A**



**D&L Foundry, Inc.**  
**"The Iron Men"**  
 MADE IN THE USA

THE INFORMATION CONTAINED IN THIS DRAWING IS THE SOLE PROPERTY OF D&L FOUNDRY. ANY REPRODUCTION IN PART OR AS A WHOLE WITHOUT THE WRITTEN PERMISSION OF D&L FOUNDRY IS PROHIBITED

**PART NUMBER**  
  
**TF-103SI**

DATE	DESCRIPTION	DRAWN	APPROVED
9/15/20	DRAWING OF EXISTING PART	DF	D.C.
11/2/21	ECR 2276 - CHANGE SLOT IN SIDE TO A HOLE TO MATCH THE PATTERN	DF	D.C.
11/5/21	ECR 2281 - ADD CENTER MARK AND DIMENSIONS OF SIDE HOLE LOCATION	DF	D.C.

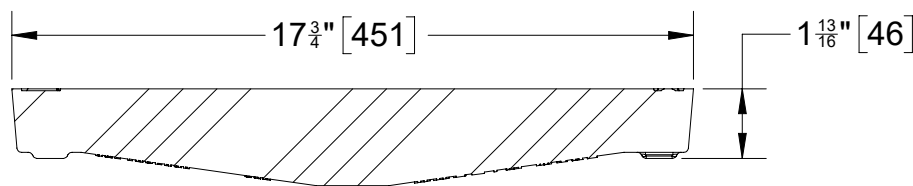
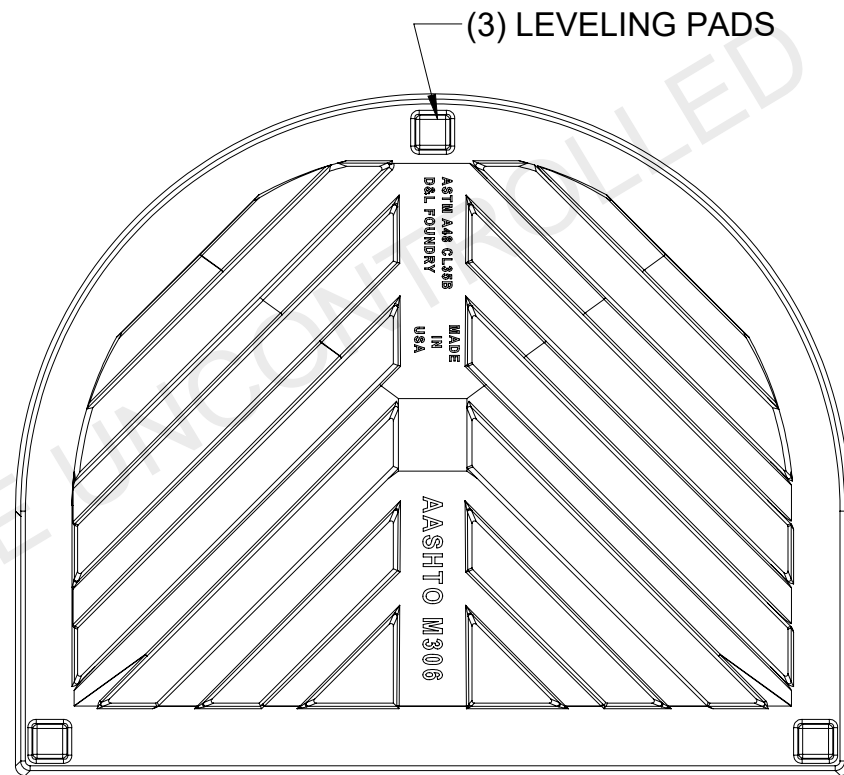
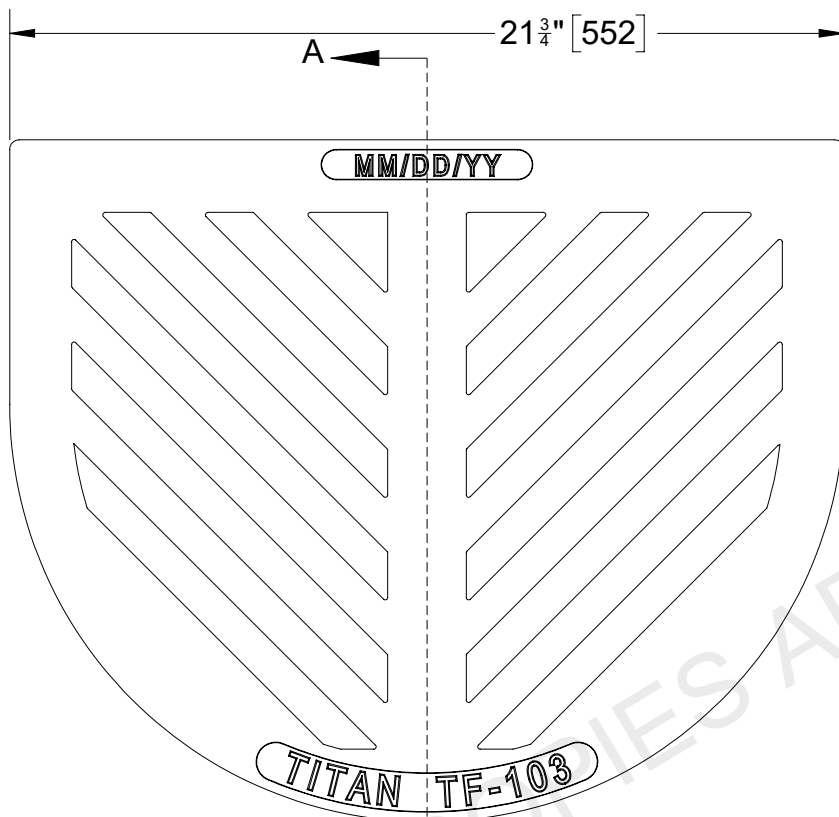
GRAY IRON  
 CONFORMS TO  
 ASTM A48 CL35B

AASHTO M306

REFERENCE INFORMATION	
<b>TOOLING NUMBERS</b>	
<b>TOOLS</b>	<b>PATTERN LOCATION</b>
COPE: -6237	COPE: -6237
DRAG: -6238	DRAG: -6238
DESIGNATES MACHINED SURFACE	

**TOLERANCES**

ALL TOLERANCES ARE +/- 1/32" PER FOOT, OR 1.6 MM PER 300 MM MEASUREMENTS LESS THAN ONE FOOT ARE +/- 1/16", OR 1.6 MM UNLESS OTHERWISE SPECIFIED



SECTION A-A



NOTES: 5X1 GRATE BARS



**D&L Foundry, Inc.**  
**"The Iron Men"**  
 MADE IN THE USA  
 THE INFORMATION CONTAINED IN THIS DRAWING IS THE SOLE PROPERTY OF D&L FOUNDRY, ANY REPRODUCTION IN PART OR AS WHOLE WITHOUT THE WRITTEN PERMISSION OF D&L FOUNDRY IS PROHIBITED

**PART NUMBER**  
**TF-103G**  
**MODIFIED**

DATE	DESCRIPTION	DRAWN	APPROVED
7/18/24	NEW GRATE DESIGN FOR TF-103 SERIES	D.C.	

GRAY IRON CONFORMS TO  
 ASTM A48 CL.35B  
 AASHTO M306  
  
 AASHTO M306

REFERENCE INFORMATION	
TOOLING NUMBERS	
TOOLS	PATTERN LOCATION
COPE: -NEW	COPE: -NEW
DRAG: -NEW	DRAG: -NEW
▷ DESIGNATES MACHINED SURFACE	

TOLERANCE

ALL TOLERNCES ARE  $\pm \frac{1}{32}$  PER FOOT,  
 OR 1.6 MM PER 300MM  
 MEASUREMENTS LESS THAN ONE FOOT (300MM)  
 ARE  $\pm \frac{1}{32}$ , OR 1.6MM  
 UNLESS OTHERWISE SPECIFIED