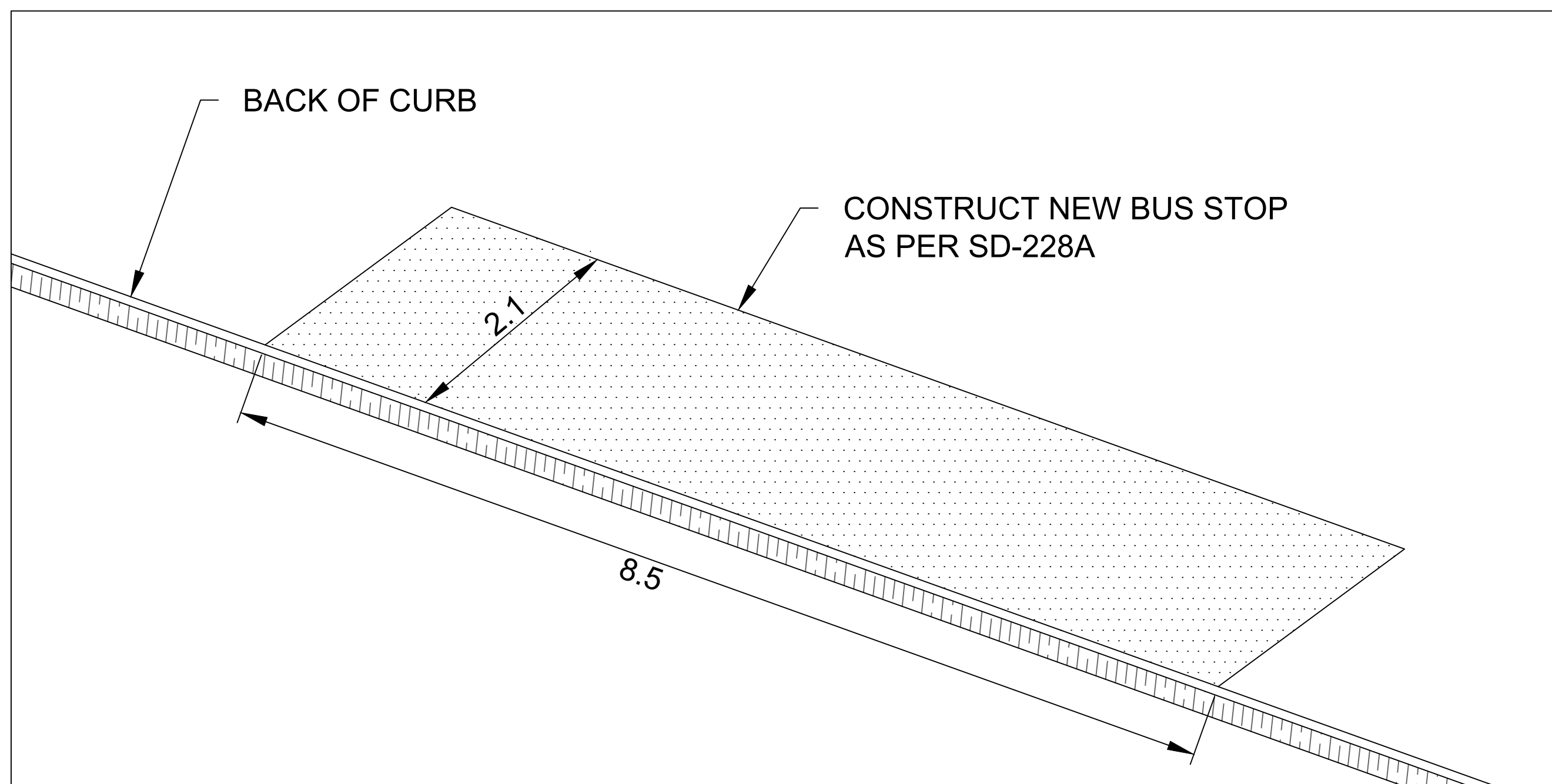
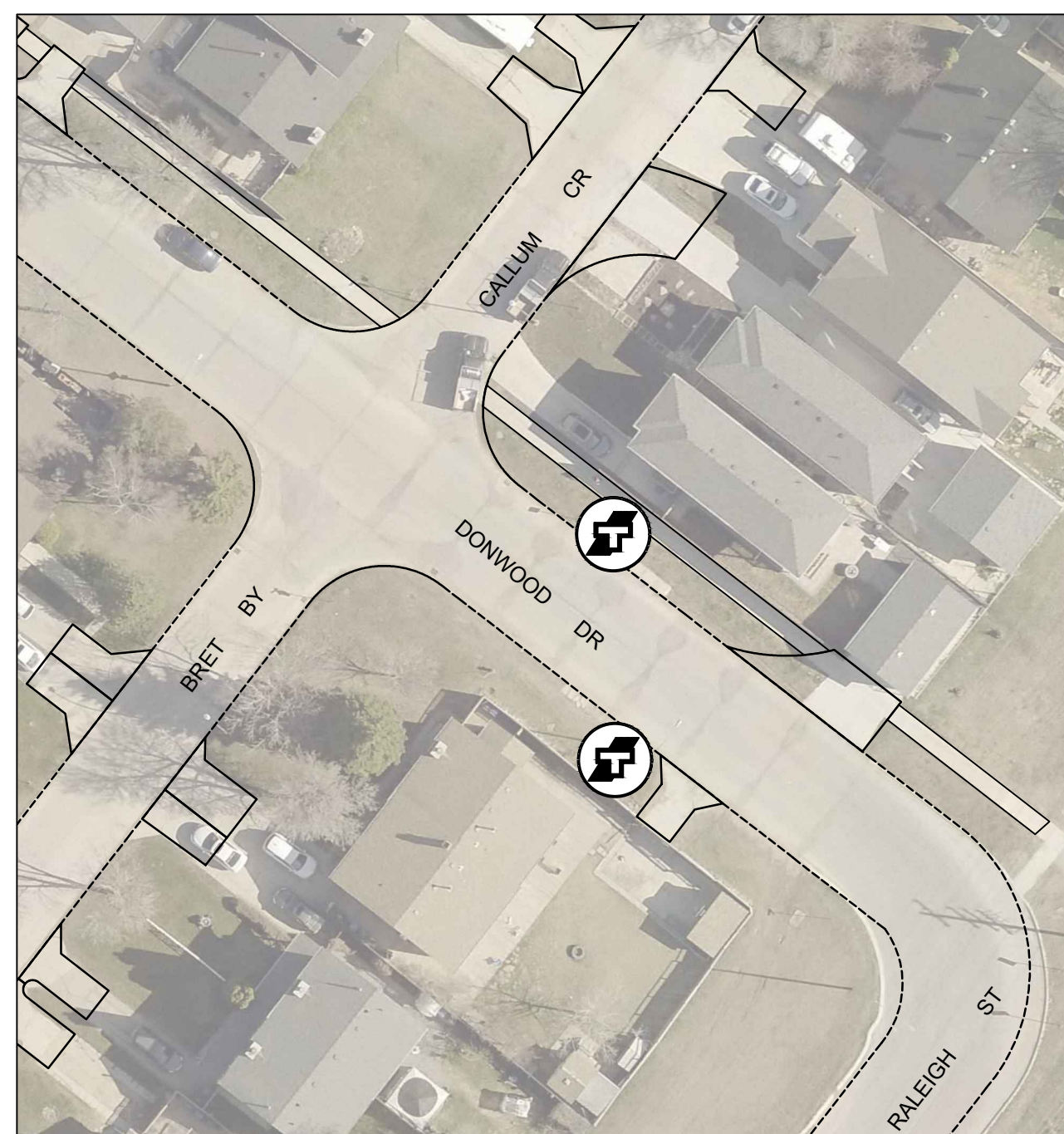
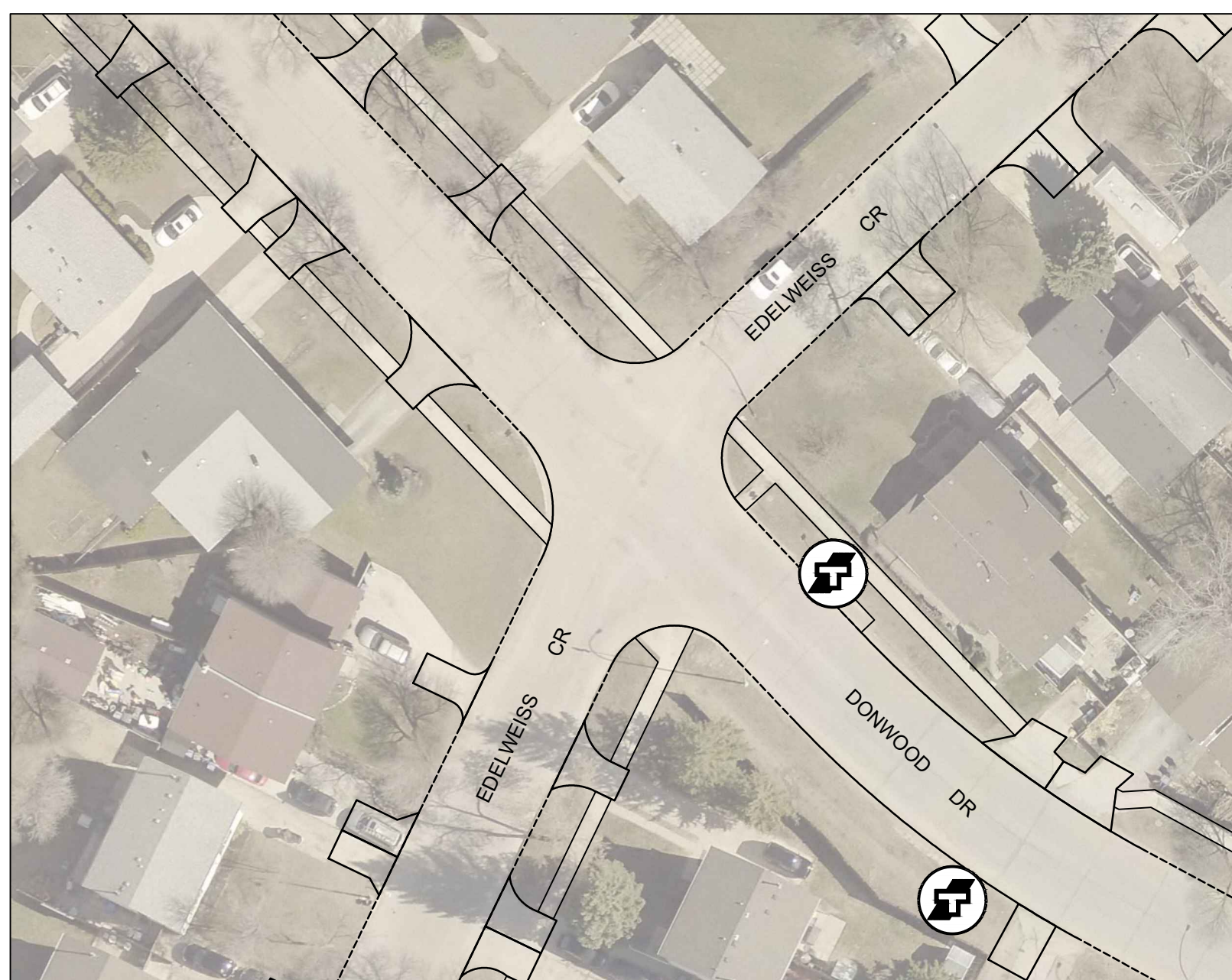


TYPICAL BUS STOP DETAIL A
N.T.S



TYPICAL BUS STOP DETAIL B
N.T.S

ISSUED FOR TENDER
NOT TO BE USED FOR
CONSTRUCTION

METRIC
WHOLE NUMBERS INDICATE MILLIMETERS
DECIMALIZED NUMBERS INDICATE METERS


TENDER NO. 27-2025

⊕	HYDRANT	◆	---	LDS/WWS	---	---	CONCRETE	▨	LOCATION APPROVED	B.M.	ENGINEERING DIVISION TECHNOLOGY SERVICES BRANCH 106 - 1155 PACIFIC AVE	DESIGNED BY D.PEN	CHECKED BY T.G. E.H. R.W. J.S.	DRAWN BY D.PEN	APPROVED BY J.T.S.	HOR. SCALE: VERTICAL: 1 : 10	DATE 2025/02/26	CITY DRAWING NUMBER SE-25-322	SHEET 23 OF 23	1	
⊗	VALVE	●	---	WATERMAIN	---	---	CONCRETE SIDEWALK	▨	UNDERGROUND STRUCTURES	ELEV.											
○	CURB STOP	●	---	GAS	---	---	ASPHALT RECONSTRUCTION	▨													
⊙	MANHOLE	●	---	TRAFFIC SIGNALS	---	---	ASPHALT REHABILITATION	▨													
□	CATCH BASIN	■	---	HYDRO/STREET LIGHT	---	---															
△	CATCH PIT/CURB INLET	▲	---	MTS/SHAW	---	---															
○	HYDRO POLE	◆	---	CURB RENEWAL	---	---															
○	LIGHT STANDARD	●	---	PROPERTY LINE	---	---															
⊕	TRAFFIC SIGNAL POLE	●	---	RAMP CURB	---	---															
⊕	SURVEY BAR	◆	---	ELEVATIONS	---	---															
⊕	TREE	◆	---		---	---															
⊕	EXISTING	---	---	EXISTING	---	---	---	---	---	---	---	---	---	---	---	---	---	---	---	---	---
⊕	LEGEND - PLAN	---	---	LEGEND - PLAN	---	---	---	---	---	---	---	---	---	---	---	---	---	---	---	---	---
⊕	PROPOSED	---	---	PROPOSED	---	---	---	---	---	---	---	---	---	---	---	---	---	---	---	---	---
⊕	EXISTING	---	---	EXISTING	---	---	---	---	---	---	---	---	---	---	---	---	---	---	---	---	---
⊕	LEGEND - PROFILE	---	---	LEGEND - PROFILE	---	---	---	---	---	---	---	---	---	---	---	---	---	---	---	---	---
⊕	PROPOSED	---	---	PROPOSED	---	---	---	---	---	---	---	---	---	---	---	---	---	---	---	---	---

NOTE:
LOCATION OF UNDERGROUND STRUCTURES AS SHOWN ARE BASED ON THE BEST INFORMATION AVAILABLE. BUT NO GUARANTEE IS GIVEN THAT ALL EXISTING UTILITIES ARE SHOWN OR THAT THE GIVEN LOCATIONS ARE EXACT. CONFIRMATION OF EXISTENCE AND EXACT LOCATION OF ALL SERVICES MUST BE OBTAINED FROM THE INDIVIDUAL UTILITIES BEFORE PROCEEDING WITH CONSTRUCTION.

NO.	REVISIONS	DATE	BY
2.	ISSUED FOR TENDER	05/03/2025	DPEN
1.	SUBMIT FOR PLAN APPROVAL	04/02/2025	DPEN

DESIGNED BY	D.PEN	CHECKED BY	T.G. E.H. R.W. J.S.
DRAWN BY	D.PEN	APPROVED BY	J.T.S.



THE CITY OF WINNIPEG
PUBLIC WORKS DEPARTMENT

BUS STOP RENEWALS
AT VARIOUS LOCATIONS

CITY DRAWING NUMBER
SE-25-322

SHEET 23 OF 23

1