

1

2

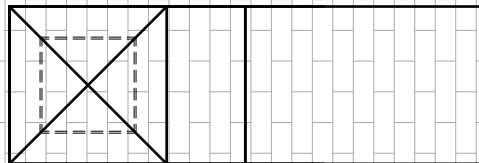
3

4

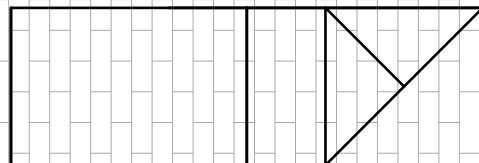
A

B

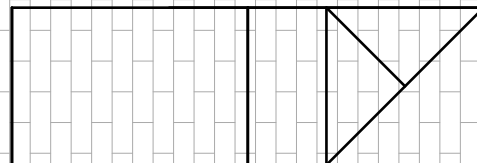
C



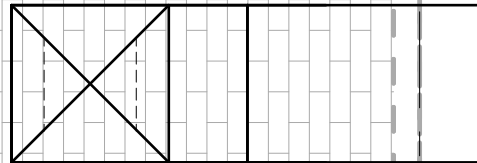
520x520 - O/A



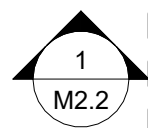
520x520 - E/A



520x520 - E/A



520x520 - O/A



1
-
ROOF - PLAN VIEW - EXISTING
SCALE: 1 : 25 594mmx841mm SHEET

GENERAL NOTES

- 1 THE CONTRACTOR SHALL BE RESPONSIBLE FOR ANY WORK NOT EXPLICITLY SET OUT IN THE CONTRACT DOCUMENTS BUT WHICH MAY BE REASONABLY IMPLIED FOR THE PROPER COMPLETION OF THE WORK.
- 2 IN SUBMISSION OF EQUIVALENTS TO PRODUCTS SPECIFIED, BIDDERS SHALL INCLUDE IN THEIR BID, ANY CHANGES REQUIRED IN THE WORK TO ACCOMMODATE SUCH PRODUCTS. A LATER CLAIM BY THE BIDDER FOR AN ADDITION TO THE CONTRACT PRICE BECAUSE OF CHANGES IN WORK NECESSITATED BY USE OF AN EQUIVALENT PRODUCT SHALL NOT BE CONSIDERED
- 3 THESE PLANS ARE SCHEMATIC IN NATURE AND INDICATE THE APPROXIMATE AND GENERAL LOCATION OF THE WORK. CONTRACTOR SHALL INSTALL WORK THROUGH COORDINATION WITH OTHER TRADES AND TO SUIT FIELD CONDITIONS.
- 4 GENERAL CONTRACTOR SHALL COORDINATE WITH SUB-CONTRACTORS TO ENSURE ANY MULTI DISCIPLINE NOTES OR DETAILS ARE REVIEWED BY ALL SUB-CONTRACTORS PRIOR TO BID SUBMISSION, A LATER CLAIM SUBMITTED BY THE BIDDER FOR AN ADDITION TO THE CONTRACT PRICE BECAUSE OF CHANGES IN WORK NECESSITATED DUE TO A LACK OF COORDINATION WILL NOT BE ACCEPTED.
- 5 COORDINATE WORKS WITH OTHER SUB-TRADES. REFER TO SPECIFIC DETAILS FOR CUTTING AND SEALING PENETRATIONS THROUGH OPENINGS & FIRE SEPARATIONS
- 6 REFER TO TECHNICAL SPECIFICATIONS FOR EQUIPMENT AND MATERIAL SPECIFICATIONS AND INSTALLATION REQUIREMENTS
- 7 INSULATE DUCTWORK WHERE INDICATED AND SPECIFIED.
- 8 PERFORM ALL WORKS IN ACCORDANCE WITH NATIONAL BUILDING CODE, TO SMACNA & ASHRAE STANDARDS, ALL LOCAL CODES, BYLAWS & STANDARDS, AND THE REQUIREMENTS OF THE AUTHORITY HAVING JURISDICTION.
- 9 SUPPORT ALL DUCTWORK TO MEET CODE REQUIREMENTS & ESTABLISHED INDUSTRY TRADE PRACTICES. (SMACNA, ASHRAE).
- 10 PROVIDE BALANCE DAMPERS AT ALL GRILLES, REGISTERS AND DIFFUSERS FOR AIR BALANCING.
- 11 INVESTIGATE SITE PRIOR TO CONSTRUCTION TO CONFIRM ALL DIMENSIONS AND INSTALLATION REQUIREMENTS. ANY DISCREPANCIES OR QUESTIONS SHALL BE BROUGHT TO THE ATTENTION OF THE ENGINEER PRIOR TO BID CLOSING.
- 12 PROVIDE TAB TO ENSURE AIR DISTRIBUTION TO VOLUMES INDICATED AND HYDRONIC SYSTEM FLOWS TO VALUES INDICATED.
- 13 CO-ORDINATE WORK WITH ASBESTOS ABATEMENT CONTRACTOR
- 14 CONTRACTOR TO PAY FOR AND OBTAIN ALL NECESSARY BUILDING, MECHANICAL AND ELECTRICAL PERMITS/INSPECTIONS REQUIRED BY AUTHORITIES HAVING JURISDICTION.

KEYNOTES

- 1 EXISTING INTAKE AND EXHAUST AIR HOODS TO BE REUSED, PROTECT DURING CONSTRUCTION. REMOVE, STORE AND REINSTALL HOOD AS REQUIRED TO FACILITATE DUCTWORK REMOVAL AND INSTALLATION SHOWN ON DRAWINGS. PROTECT OPENING THROUGHOUT CONSTRUCTION WITH WEATHERTIGHT ENCLOSURE.

ENGINEERS
GEOSCIENTISTS
MANITOBA

Certificate of Authorization

Alliance Engineering Services Inc.

No. 2906

0	ISSUED FOR CONSTRUCTION	25-07-02	B.M.
NO.	REVISIONS	DATE (YYYY/MM/DD)	BY

DESIGNED BY A.M.

CHECKED BY B.M.

DRAWN BY A.M.

APPROVED BY J.C.

SCALE:
HORIZONTAL AS NOTED
VERTICAL

RELEASED FOR CONSTRUCTION
2025/07/02

DATE YYYY/MM/DD

PLOT DATE:

ENGINEER'S SEAL

CONSULTANT DRAWING NUMBER

M1.2

THE CITY OF WINNIPEG

WATER AND WASTE DEPARTMENT

ENGINEERING SERVICES DIVISION

MACLEAN RESERVOIR VALVE HOUSE

VENTILATION UPGRADE

ROOF - EXISTING

CITY FILE NUMBER

W-938

SHEET 1 OF 1

CITY DRAWING NUMBER

1-0630R-M0002-001