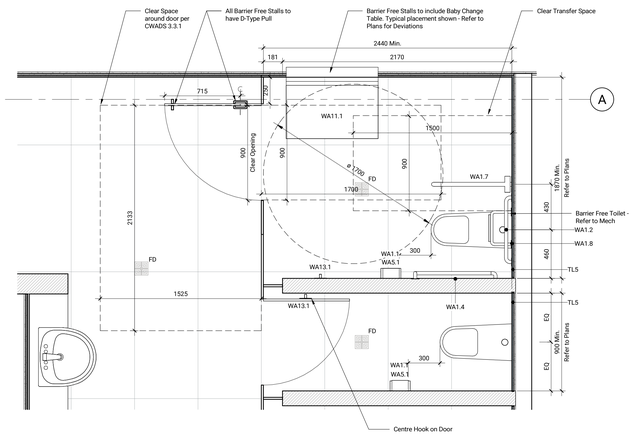

Typical Washroom Stall Detail Plan

1 : 20 (8 / A850)

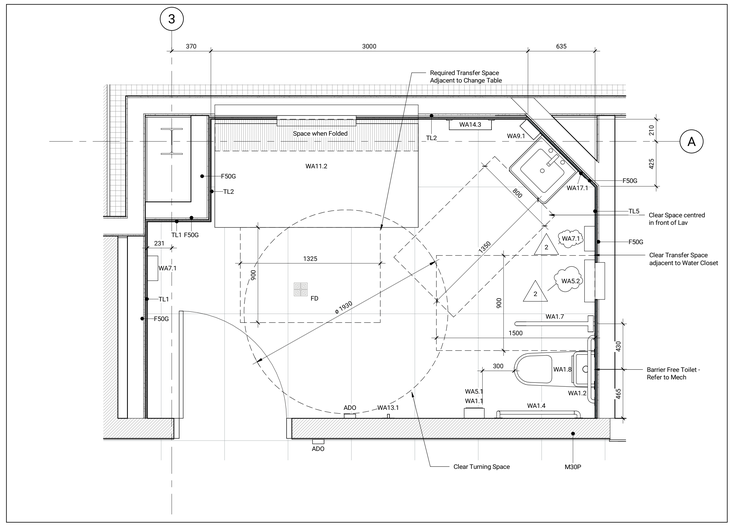

UTR L1 Detail Plan

1 : 20 (7 / A850)

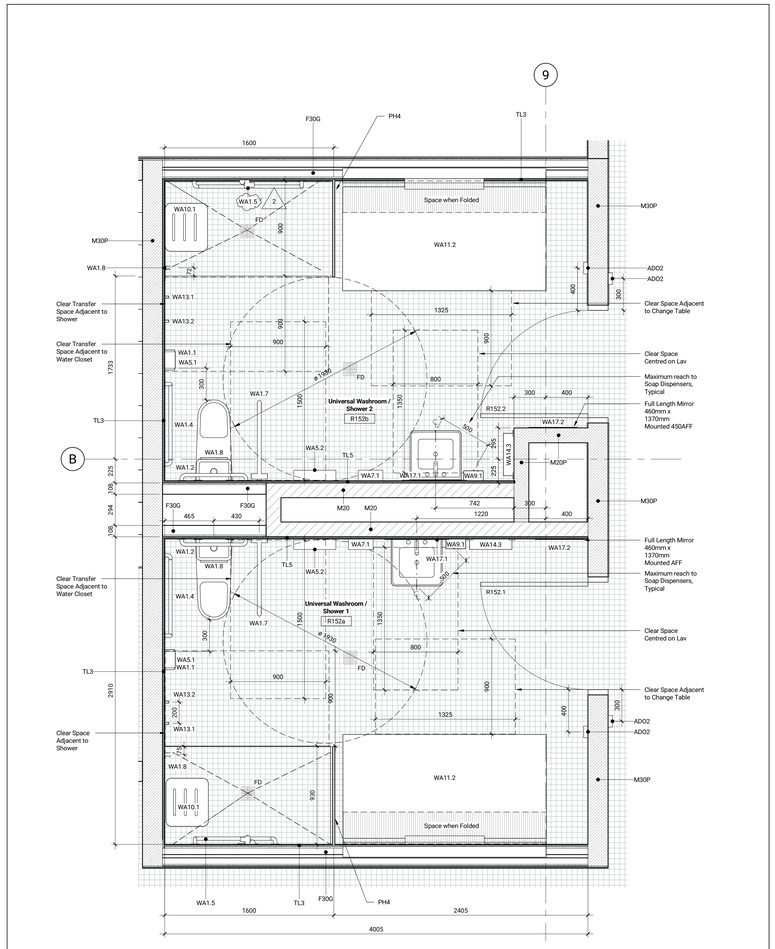

UTR L2 R220 Detail Plan

1 : 20 (6 / A850)

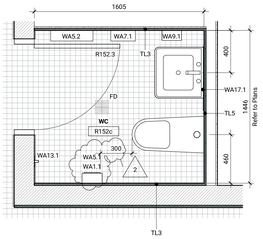

Typical Water Closet R152 Detail Plan

1 : 20 (5 / A850)

UTR R152a and R152b Detail Plan

1 : 20 (4 / A850)

Washroom Accessories Quantity Schedule		
Description	Type Mark	Additional Quantities
TOILET PAPER DISPENSER	WA1.1	Allow for 1 per WC (60)
HORIZONTAL GRAB BAR (TOILET)	WA1.2	Allow for 1 per BF WC (11)
VERTICAL GRAB BAR (URINAL)	WA1.3	Allow for 4
L-SHAPED GRAB BAR (TOILET)	WA1.4	Allow for 1 per BF WC (11)
L-SHAPED GRAB BAR (SHOWER)	WA1.5	Allow for 1 per BF Shower (5)
L-SHAPED GRAB BAR (BENCH)	WA1.6	Allow for 4
GRAB BAR (FOLD DOWN)	WA1.7	Allow for 1 per Rec UTR (4)
VERTICAL GRAB BAR (SHOWER)	WA1.8	Allow for 1 per BF Shower (5)
PAPER TOWEL DISPENSER	WA3.1	Allow for 38
SANITARY NAPKIN RECEPTOR	WA5.1	Allow for 31
WASTE RECEPTOR	WA5.2	Allow for 13
COMBO PAPER / WASTE RECEPTOR	WA5.3	Allow for 1
FLOOR STANDING WASTE RECEPTOR	WA5.4	Allow for 20
HAND DRYER	WA7.1	Allow for 20
HAIR DRYER	WA7.2	Allow for 4
HAIR DRYER (ACCESSIBLE)	WA7.3	Allow for 3
SANITARY NAPKIN DISPENSER	WA8.1	Allow for 3
SOAP DISPENSER	WA9.1	Allow for 61
SOAP DISPENSER (MIRROR INSTALLATION)	WA9.2	Allow for 8
SOAP DISPENSER (SHOWER)	WA9.3	Allow for 1 Per Shower (11)
SHOWER SEAT	WA10.1	Allow for 1 per BF Shower (5)
CHANGE TABLE BABY	WA11.1	Allow for 5
ADJUSTABLE HEIGHT ADULT CHANGE TABLE	WA11.2	Allow for 4
SHOWER ROD	WA12.1	Allow for 1 Per Shower (11)
HOOK	WA13.1	Allow for 42 total
HOOK COLLAPSIBLE (BARRIER FREE)	WA13.2	Allow for 12
MOP HOLDER	WA14.2	Allow for 4
UNIVERSAL CHANGING ROOM SHELF	WA14.3	Allow for 8
MIRROR	WA17.1	Allow for 8
FULL LENGTH MIRROR	WA17.2	Allow for 2

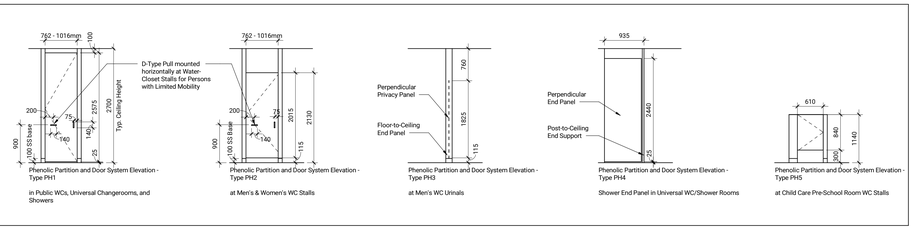

Legend - Washroom Partitions

1 : 50

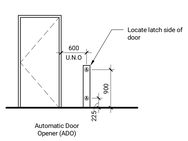

Standard Device Mounting Heights

1 : 50 (3 / A850)

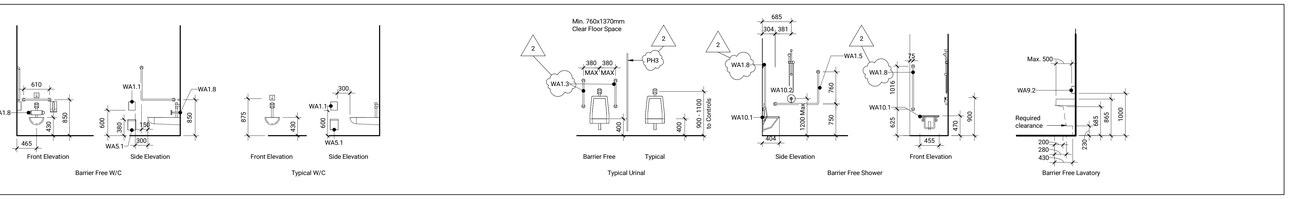

Water Closet & Accessories Schedule

1 : 50 (2 / A850)

1. Solid backing materials to be provided for support at all grab bars, hooks, shower rods, shelves, and holders

2. Refer to manufacturers instructions for solid backing materials and loading requirements on adult change table and baby change table

3.Mounting Heights Marked with an Asterisk (*) to be Adjusted to Align with Tile Join as Applicable. Refer to Interior Elevations.

4. For all washroom and toilet areas in Pre-School and Infant Care Rooms, refer to Interior Elevations for mounting heights

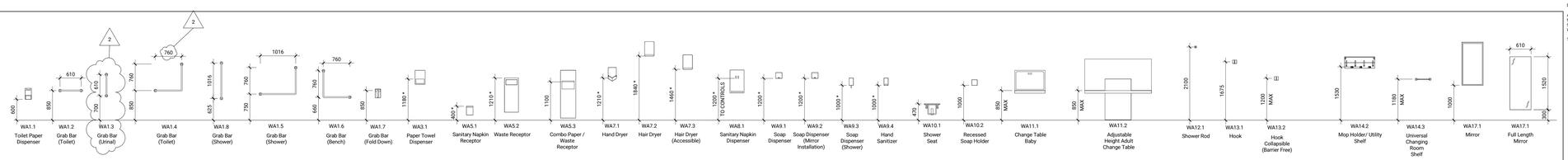

Washroom Accessories Schedule

1 : 50 (1 / A850)

diamond schmitt
BrookMcIlroy/

Winnipeg
THE CITY OF WINNIPEG
ASSETS & PROJECT MANAGEMENT DEPARTMENT
MUNICIPAL ACCOMMODATIONS DIVISION
3-65 GARRY STREET, R3C 4K4

Manitoba
Manitoba Public Service Delivery
200 - 400 Ellice Avenue,
Winnipeg, Manitoba
R3B 3M3

Issued

No.	Date	Description
1	2025/12/11	Contract Documents
2	2026/01/15	Addendum 3

Contractor Must Check & Verify all Dimensions on the Job.

Do Not Scale Drawings.

All Drawings, Specifications and Related Documents are the Copyright Property of the Architect and Must be Returned Upon Request. Reproduction of Drawings, Specifications and Related Documents in Part or in Whole is Forbidden Without the Written permission of the Architect.

This Drawing is Not to be Used for Construction Until Signed by the Architect.

South Winnipeg Recreation Campus Phase 1

Address: 15 Ruth Crossing & 25 Ruth Crossing
Winnipeg, MB
Consultant Project No: 220007
City of Winnipeg Project No: 2020-127
City of Winnipeg Tender No: 63-20258

Washroom Accessories and Visual Display Schedules

As indicated

A850

Autodesk Docs://220007 South Winnipeg Recreation Campus/F24/220007-A850-FOA-Building-R24.rvt

2026-01-15 6:06:28 PM