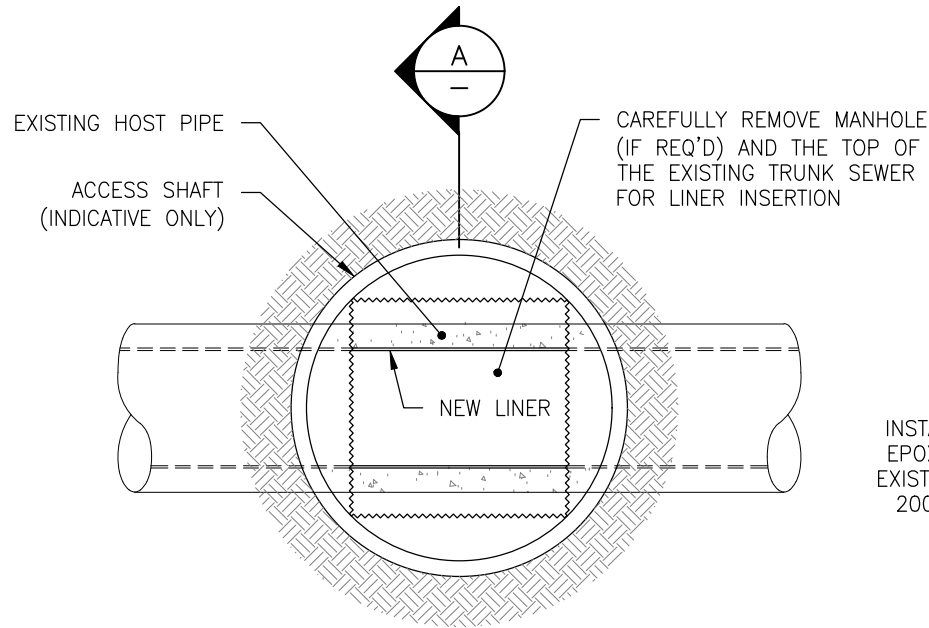
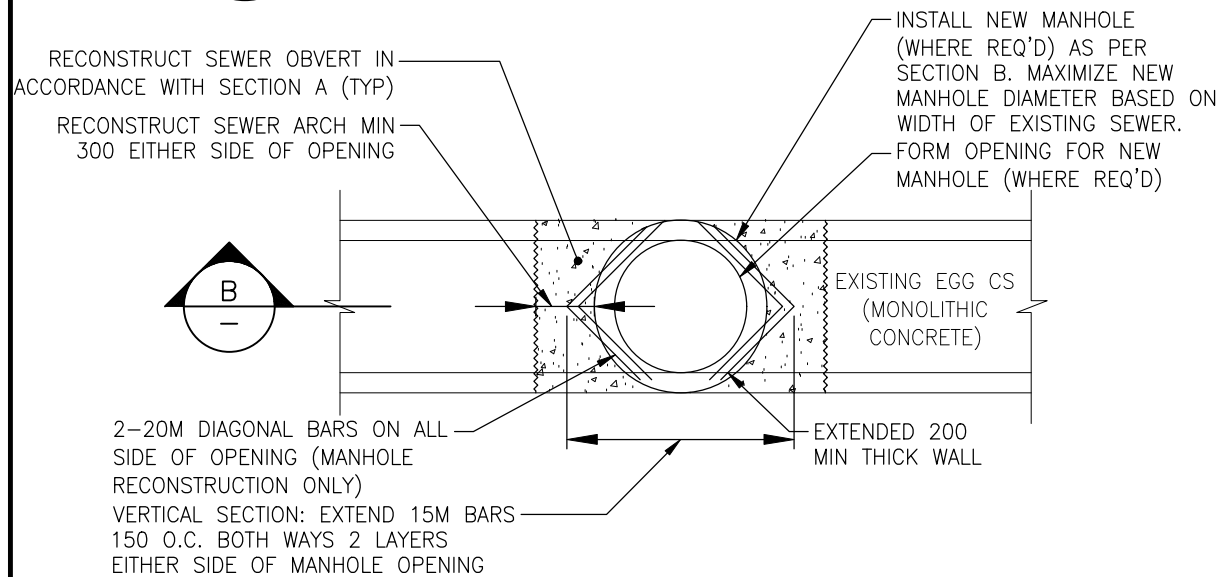


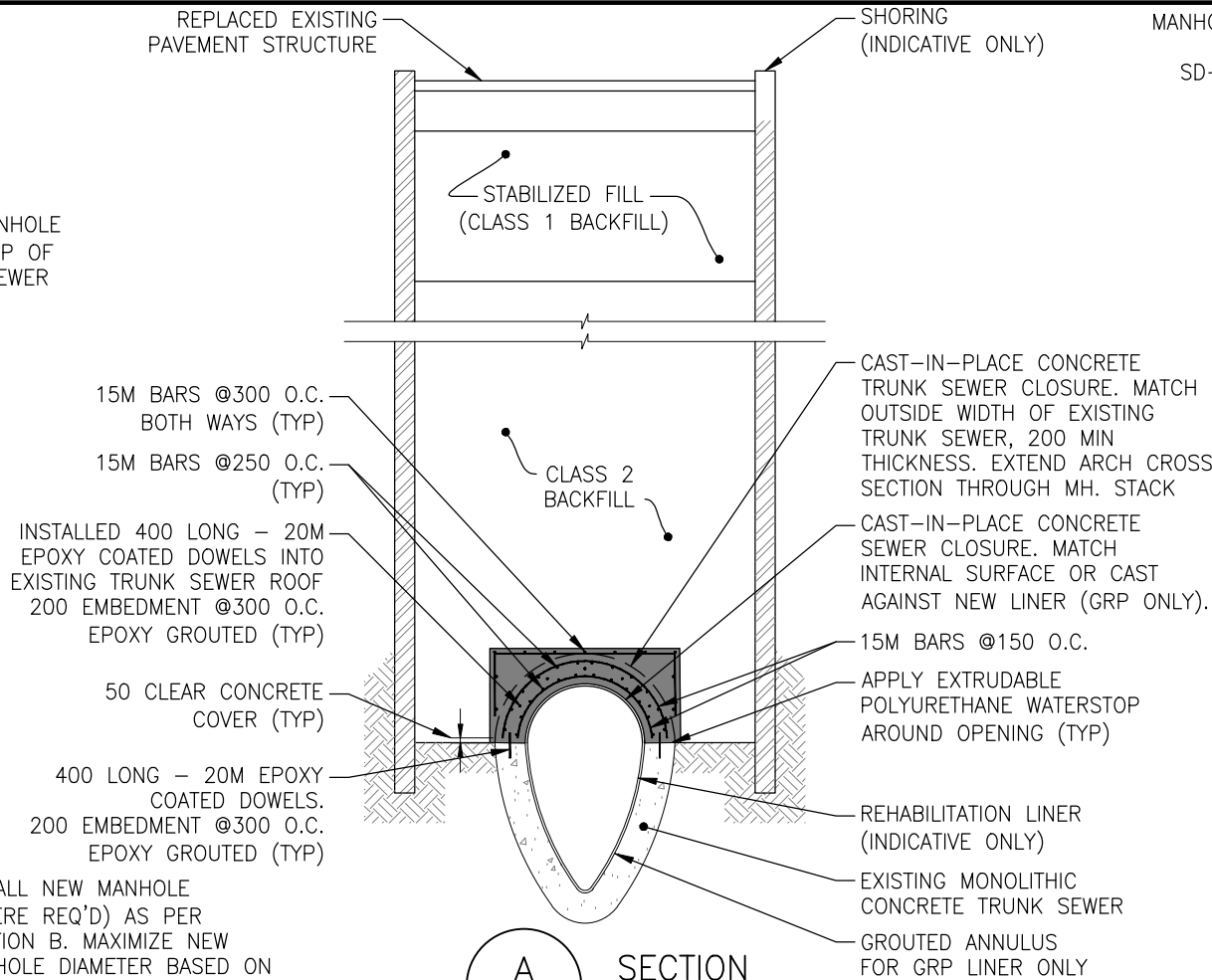
\\CA0050-PPFSS01\shared_projects\133600066\09. CAD\07 Sheets\02_civil\00066c-501.dwg



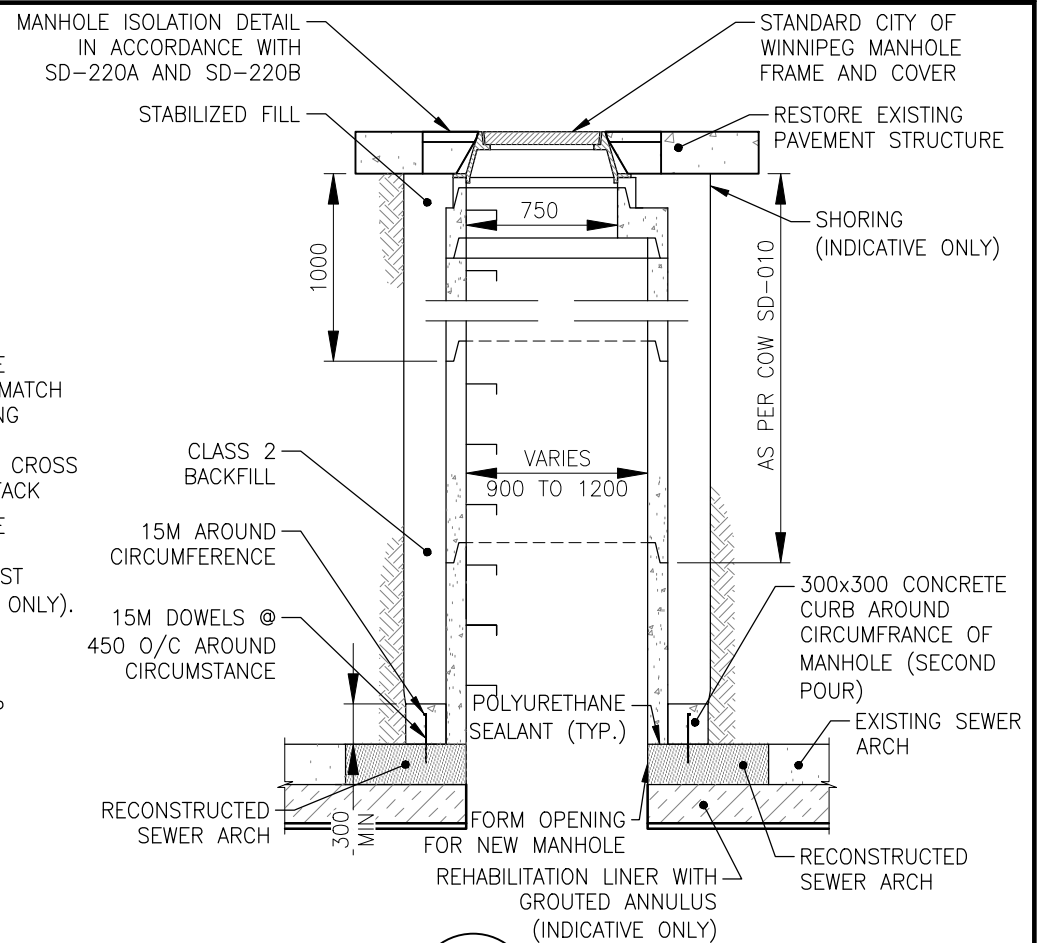
1 PIPELINE ACCESS SHAFT DETAIL
N.T.S.



2 SEWER OBVERT RECONSTRUCTION DETAIL FOR MONOLITHIC CONCRETE SEWERS
N.T.S.



A SECTION
N.T.S.



B SECTION
1:50

METRIC

WHOLE NUMBERS INDICATE MILLIMETRES
DECIMALIZED NUMBERS INDICATE METRES



FOR INDEX SEE
13633

TENDER NO. 741-2025

LOCATION APPROVED UNDERGROUND STRUCTURES

SUPV. U/G STRUCTURES DATE
COMMITTEE

NOTE:
LOCATION OF UNDERGROUND STRUCTURES AS SHOWN ARE BASED ON THE BEST INFORMATION AVAILABLE BUT NO GUARANTEE IS GIVEN THAT ALL EXISTING UTILITIES ARE SHOWN OR THAT THE GIVEN LOCATIONS ARE EXACT. CONFIRMATION OF EXISTENCE AND EXACT LOCATION OF ALL SERVICES MUST BE OBTAINED FROM THE INDIVIDUAL UTILITIES BEFORE PROCEEDING WITH CONSTRUCTION.

B.M. ELEV.			
00	ISSUED FOR CONSTRUCTION	25.10.29	NJK
NO.	REVISIONS	DATE	BY

Stantec
311 Portage Avenue, Winnipeg, Manitoba
Tel 204-489-5900 Fax 204-453-9012

DESIGNED BY	NJK	CHECKED BY	ADB
DRAWN BY	MR	APPROVED BY	ADB
HOR. SCALE:	AS NOTED	RELEASED FOR CONSTRUCTION:	STACY COURNOYER, P. ENG
VERTICAL:		DATE	25.10.15
DATE	25.01.16	CONSULTANT DRAWING NO.	C-501

ENGINEER'S SEAL
PROVINCE OF MANITOBA
N. J. KEHLER
Member 30100
REGISTERED PROFESSIONAL ENGINEER
2025-11-03

THE CITY OF WINNIPEG
WATER AND WASTE DEPARTMENT

2024 TRENCHLESS REHABILITATION OF NON-CIRCULAR COMBINED SEWERS
CONTRACT 4
MISCELLANEOUS DETAILS
SHEET 1 OF 2

SHEET 07 OF 08
CAD FILE DRAWING NUMBER 00066c-501.dwg
CITY DRAWING NUMBER 13638