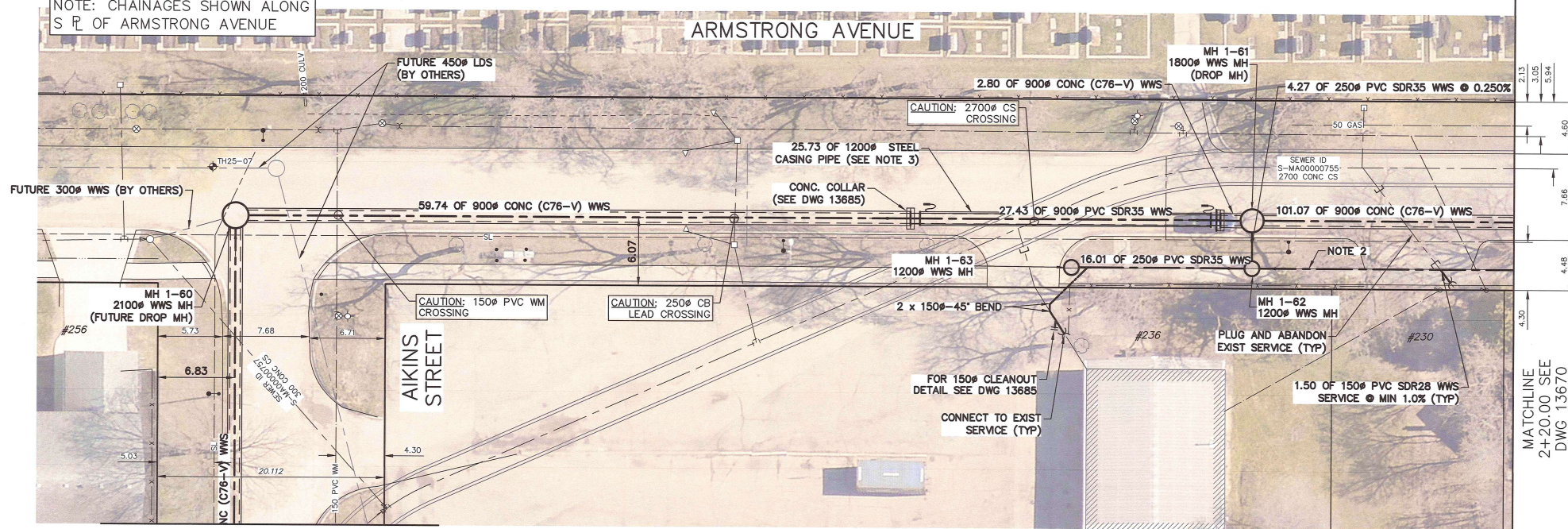
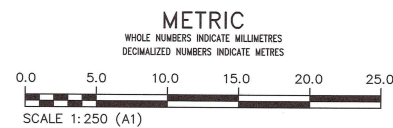


NOTE: CHAINAGES SHOWN ALONG S OF ARMSTRONG AVENUE

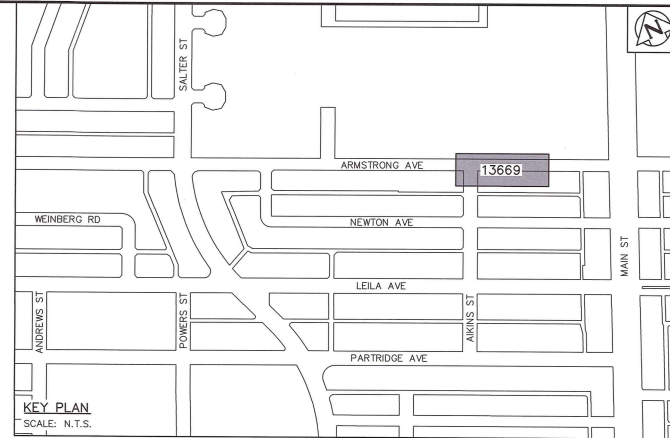


FOR CONTINUATION
SEE DWG 13668

FOR INDEX PAGE
SEE DWG 13643



WARNING IF POWER EQUIPMENT OR EXPLOSIVES ARE TO BE USED FOR EXCAVATION ON THIS PROJECT THE CONTRACTOR MUST: 1) NOTIFY THE GAS COMPANY OF THE PROPOSED LOCATION OF EXCAVATION. 2) TAKE PRECAUTION TO AVOID DAMAGE TO GAS COMPANY INSTALLATIONS. SEE PROVINCIAL REGULATION 210/72 FOR DETAILS	LOCATION APPROVED UNDERGROUND STRUCTURES SUPV. U/G STRUCTURES COMMITTEE DATE NOTE: LOCATION OF UNDERGROUND STRUCTURES AS SHOWN ARE BASED ON THE BEST INFORMATION AVAILABLE BUT NO GUARANTEE IS GIVEN THAT ALL EXISTING UTILITIES ARE SHOWN OR THAT THE GIVEN LOCATIONS ARE EXACT. CONFIRMATION OF EXISTENCE AND EXACT LOCATION OF ALL SERVICES MUST BE OBTAINED FROM THE INDIVIDUAL UTILITIES BEFORE PROCEEDING WITH CONSTRUCTION.	VERTICAL DATUM: CGVD28 (HT2.0 Geoid) HORIZONTAL DATUM: NAD83 (June 1990), Zone 14 DESIGNED BY: MID CHECKED BY: TLE DRAWN BY: GEL APPROVED BY: RBO SCALE: HORIZONTAL 1:250 VERTICAL 1:50 DATE: March 12th, 2026 PLOT DATE: BIO OPP: 839-2025 CONTRACT NUMBER: 1	KGS GROUP ENGINEERS GEOSCIENTISTS MANITOBA Certificate of Authorization KGS Group No. 245	ENGINEER'S SEAL PROVINCE OF MANITOBA MA Winnipeg Member 31619 CONSULTANT DRAWING NUMBER C1-28	THE CITY OF WINNIPEG WATER AND WASTE DEPARTMENT ENGINEERING SERVICES DIVISION ARMSTRONG SEWER RELIEF WORKS CONTRACT 1 ARMSTRONG AVENUE AIKINS STREET TO 84.5 W OF MAIN STREET SHEET 28 OF 46 CITY DRAWING NUMBER 13669
--	---	---	--	--	---



- NOTES:**
- WHEN INSTALLING PROPOSED WASTEWATER SEWERS ON ARMSTRONG AVENUE TAKE CAUTION WHEN CROSSING EXISTING RESIDENTIAL WATER SERVICES.
 - CONTRACTOR SHALL VERIFY ELEVATION OF EXISTING SEWER SERVICES AT PROPOSED DOWNSTREAM CONNECTION LOCATIONS PRIOR TO INSTALLATION OF COLLECTOR WWS TO ALLOW FOR CHANGES OF GRADE TO THE COLLECTOR WWS.
 - CASING PIPE SPECIFICATION:
 - OUTSIDE DIAMETER: 1219mm
 - WALLTHICKNESS: 19.1mm
 - PIPE MATERIAL: STEEL
 - ASTM A252 GR2
 - PROTECTION: N/A
 - JOINT: WELDED
 - INSTALLATION: AUGER BORING
 - CARRIER PIPE TO BE SUPPORTED BY MANUFACTURED CASING SPACES. CASING ENDS TO BE SEALED WITH MANUFACTURED NEOPRENE RUBBER END SEALS.

SEWER SERVICE INFORMATION					
ADDRESS	STATUS	SIZE (mm)	COORDINATES AT JUNCTION	COORDINATES AT PROPERTY	REMARKS
#230 ARMSTRONG AVE	UNKNOWN	150 PVC	N=5534135.51 E=635327.96	N=5534122.53 E=635330.41	NONE
#236 ARMSTRONG AVE	ACTIVE	150 UNKNOWN	N=5534143.40 E=635297.57	N=5534138.12 E=635296.71	NONE

SEWER JUNCTION INFORMATION FROM SEWER VIDEO INSPECTION SEWER ID S-MA00000755		
DISTANCE FROM MH ID S-MH00000660		
DISTANCE	DIAMETER	CLOCK
16.5	150	9
52.9	150	12
78.0	150	12
109.7	150	12
109.7	150	3