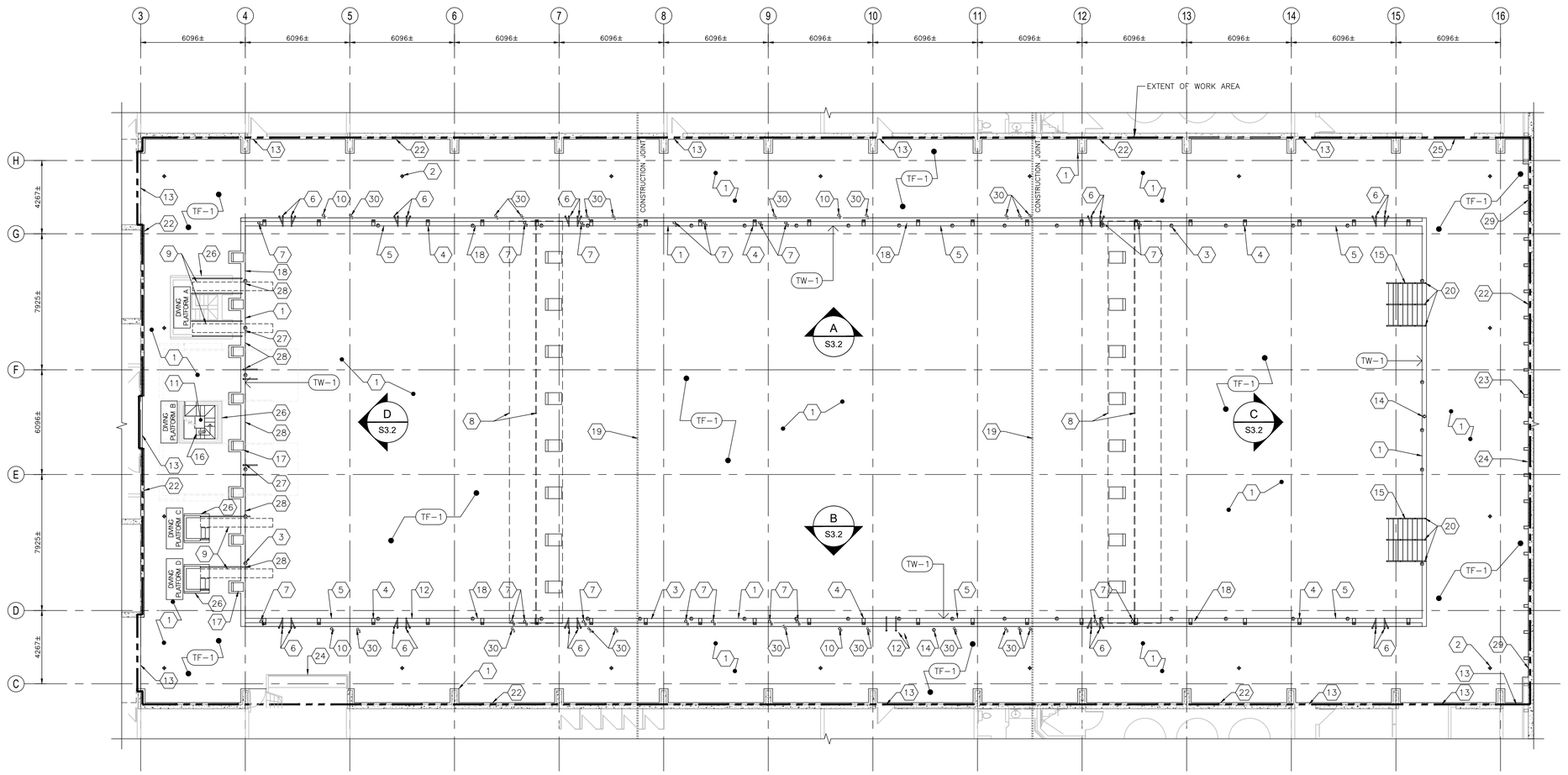

N

PARTIAL MAIN FLOOR PLAN - NEW CONSTRUCTION
1:150

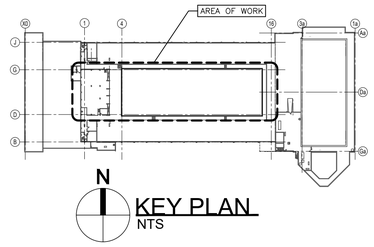

S2.5 DRAWING NOTES

1. UNLESS OTHERWISE NOTED, INSTALL FIXTURES, FURNISHINGS AND FITTINGS AT EXISTING LOCATIONS ACCORDING TO THE 3D SCAN AND DRAWINGS CREATED.
2. INSTALL GROUNDING SYSTEM TO FIXTURES. REFER TO ELECTRICAL.
3. REPAIR CONCRETE SUBSTRATES AND PREPARE SURFACES PRIOR TO INSTALLATION OF TILING ASSEMBLY AS SPECIFIED AND SHOWN ON DRAWINGS.
4. REFER TO DETAIL X/SX.X FOR TYPICAL TILE AND WATERPROOFING INSTALLATION AT CONDUIT FLOOR PENETRATIONS.

WATERPROOFING ASSEMBLIES LEGEND

TF−1 	– TILE (SEE ARCH) – GROUT JOINT – TILE SETTING MORTAR – WATERPROOFING MEMBRANE – MORTAR BED (THICKNESS VARIES, TO MATCH EXIST: SITE CONFIRM 38±) – BONDING AGENT – EXISTING CONCRETE SUBSTRATE
TW−1 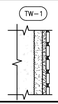	– TILE (SEE ARCH) – GROUT JOINT – TILE SETTING MORTAR – WATERPROOFING MEMBRANE – MORTAR BED (THICKNESS VARIES, TO MATCH EXIST: SITE CONFIRM 38±) – BONDING AGENT – EXISTING CONCRETE SUBSTRATE

S2.5 MAIN FLOOR CONSTRUCTION KEYNOTES

1. MORTAR BED, TILE, GROUT AND WATERPROOFING SYSTEM (STIPULATED PRICE): PROVIDE SYSTEM AS SPECIFIED. REFER TO STRUCTURAL TILING AND WATERPROOFING DETAILS. REFER TO ARCHITECTURAL FOR TILE LAYOUT.
2. FLOOR DRAINS IN POOL DECK SLAB (STIPULATED PRICE): INSTALL AT EXISTING LOCATIONS. REFER TO CONCRETE REPAIR DETAIL 1/S5.1, REFER TO WATERPROOFING AND TILING DETAIL 1/S5.3. REFER ALSO TO MECHANICAL.
3. ROPE ANCHORS (STIPULATED PRICE): INSTALL AT EXISTING LOCATIONS. REFER TO DRAWING S3.2 FOR APPROXIMATE LOCATIONS. REFER TO CONCRETE REPAIR DETAIL 9/S5.1, REFER TO WATERPROOFING AND TILING DETAIL 8/S5.3.
4. SKIMMERS (STIPULATED PRICE): INSTALL AT EXISTING LOCATIONS. REFER TO CONCRETE REPAIR DETAIL 4/S5.1, REFER TO WATERPROOFING AND TILING DETAIL 3/S5.3. REFER ALSO TO MECHANICAL.
5. VACUUM PORTS (STIPULATED PRICE): INSTALL AT EXISTING LOCATIONS. REFER TO CONCRETE REPAIR DETAIL 5/S5.1, REFER TO WATERPROOFING AND TILING DETAIL 4/S5.3. REFER ALSO TO MECHANICAL.
6. EXISTING LADDER (TYPE 1) RAILING AND ANCHORS (STIPULATED PRICE): REFER TO ARCHITECTURAL. REFER TO DETAIL 8/S5.1 FOR ANCHOR INSTALLATION. REFER TO TILING AND WATERPROOFING DETAIL 7/S5.3.
7. BULKHEAD INSERT ANCHOR (STIPULATED PICE): REFER TO DETAIL 7/S5.1 FOR ANCHOR INSTALLATION. REFER TO TILING AND WATERPROOFING DETAIL 6/S5.3 (STIPULATED PRICE).
8. DIVIDER BULKHEADS (STIPULATED PRICE): RE−INSTALL SALVAGED DIVIDER BULKHEADS. CLEAN BULKHEAD PRIOR TO TANK FILLING.
9. EXISTING SPRING BOARDS (STIPULATED PRICE): REINSTALL REFURBISHED COMPONENTS AND SALVAGED STAINLESS STEEL SUPPORT AND SPRING BOARD. REFER TO DRAWING S4.6.
10. FLAGPOLE ANCHORS (STIPULATED PRICE): INSTALL AT EXISTING LOCATIONS. REFER TO S2.1A AND S2.1B FOR ANCHOR INSTALLATION AND TILING AND WATERPROOFING DETAIL 7/S5.3.
11. BUBBLER CONTROL ACCESS HATCH (STIPULATED PRICE): PROVIDE REPLACEMENT HATCH AT EXISTING LOCATION. REFER TO S2.1A FOR INSTALLATION, AND TO WATERPROOFING AND TILING DETAIL 4/S5.3.
12. EXISTING LADDER (TYPE 2) ANCHORS (STIPULATED PRICE. REFER TO ARCHITECTURAL. REFER TO S2.1A AND S2.1B FOR ANCHOR INSTALLATION. REFER TO TILING AND WATERPROOFING DETAIL 7/S5.3.
13. TILE AND WATERPROOFING TRANSITION (STIPULATED PRICE): REFER TO DETAIL 13/S5.4.
14. EXISTING PORTABLE CHAIR LIFT (NEPTUNE ACCESSIBILITY LIFT) (STIPULATED PRICE): REFER TO S2.1A AND S2.1B FOR INSTALLATION, REFER TO TILING AND WATERPROOFING DETAIL 13/S5.4 (STIPULATED PRICE).
15. POOL STAIRS (STIPULATED PRICE): REINSTALL SALVAGED STAIRS AT EXISTING LOCATION. REFER TO WATERPROOFING AND TILING DETAIL 15/S5.4.
16. DIVE TOWER STAIRS (STIPULATED PRICE): PROVIDE MORTAR BED, TILE, GROUT, AND WATERPROOFING SYSTEM. REFER TO STRUCTURAL TILING AND WATERPROOFING DETAILS. REFER TO ARCHITECTURAL FOR TILE LAYOUT.
17. STARTING PLATFORMS AND ASSOCIATED ELECTRICAL COMPONENTS (STIPULATED PRICE): REINSTALL SALVAGED PLATFORMS AT EXISTING LOCATIONS. REFER TO ARCHITECTURAL AND ELECTRICAL.
18. TEMPORARY LADDER (TYPE 2) ANCHORS (STIPULATED PRICE): PROVIDE NEW TEMPORARY LADDER ANCHORS AS SHOWN ON S2.1A, REFER TO WATERPROOFING AND TILING DETAIL 7/S5.3.
19. CONSTRUCTION JOINT (STIPULATED PRICE): REFER TO WATERPROOFING AND TILING DETAIL 9/S5.4.
20. STAIR RAILING AND ANCHOR (STIPULATED PRICE): REFER TO ARCHITECTURAL FOR HANDRAILS. RAILING AND ANCHOR DESIGN BY SUPPLIER. ANCHOR WITH INTERNALLY THREADED INSERTS. REFER TO WATERPROOFING AND TILING DETAIL 12/S5.4.
21. SINGLE BOLT ANCHOR (STIPULATED PRICE): INSTALL AT EXISTING LOCATIONS. REFER TO WATERPROOFING AND TILING DETAIL 12/S5.4.
22. TILE BASE AT CONCRETE WALL (STIPULATED PRICE): REFER TO WATERPROOFING AND TILING DETAIL 5/S5.4.
23. TILE BASE AT COLUMN (STIPULATED PRICE): REFER TO WATERPROOFING AND TILING DETAIL 6/S5.4.
24. TILE BASE AT TILE/PLASTER WALL (STIPULATED PRICE): REFER TO WATERPROOFING AND TILING DETAIL 7/S5.4.
25. TILE TERMINATION AT STOREFRONT FRAMING (STIPULATED PRICE): REFER TO WATERPROOFING AND TILING DETAIL 8/S5.4.
26. DIVING PLATFORMS A, B, C, AND D (UNIT PRICE): AT LOCATIONS OF CONCRETE REPAIR, PREPARE SURFACE AND PAINT TO MATCH EXISTING.
27. BUBBLER PORT (STIPULATED PRICE): PROVIDE REPLACEMENT BUBBLER PORT. REFER TO S2.1A FOR CONCRETE INSTALLATION. WATERPROOFING AND TILING SIMILAR TO DETAIL 4/S5.3.
28. DIVE PLATFORM WATER SPRAYER (STIPULATED PRICE): PROVIDE REPLACEMENT SPRAYER. REFER TO S2.1A FOR CONCRETE INSTALLATION. WATERPROOFING AND TILING SIMILAR TO DETAIL 4/S5.3.
29. EXISTING EXPANSION JOINT (STIPULATED PRICE): SIMILAR TO DETAIL 9/S5.4.
30. STANCHION ANCHORS (STIPULATED PRICE): INSTALL AT LOCATIONS SHOWN ON ARCHITECTURAL DRAWINGS. REFER TO S2.1A AND S2.1B FOR ANCHOR INSTALLATION AND TILING AND WATERPROOFING DETAIL 7/S5.3.

2024-0660

CrosierKilgour
Structural Engineering & Building Performance

ENGINEERS GEOSCIENTISTS MANITOBA
Certificate of Authorization
Crosier Kilgour & Partners Ltd.
No. 235

No.	REVISION/DESCRIPTION	BY	DATE
0	ISSUED FOR CONSTRUCTION	DJM	2026-08-17

SEAL

PROVINCE OF MANITOBA
D.J. MIZAK
Member
20801
REGISTERED PROFESSIONAL ENGINEER
2026-08-17

2026-08-17	TRB	MS/SAS	SMC	DJM
DATE	DESIGNED	DRAWN	CHECKED	APPROVED

Winnipeg

THE CITY OF WINNIPEG
ASSETS & PROJECT MANAGEMENT DEPARTMENT
MUNICIPAL ACCOMMODATIONS DIVISION
3-65 GARRY STREET, R3C 4K4

PROJECT
PAN AM POOL
POOL RENEWAL

25 POSEIDON BAY

SHEET TITLE
PARTIAL MAIN FLOOR PLAN - NEW CONSTRUCTION

SCALE	PROJECT No:	SHEET No:
AS SHOWN	2024-0660	S2.5

DRAWING SHEET SIZE: A1 (594x841) PLOT 1:1