

A S3.1 NORTH ELEVATION
1:150

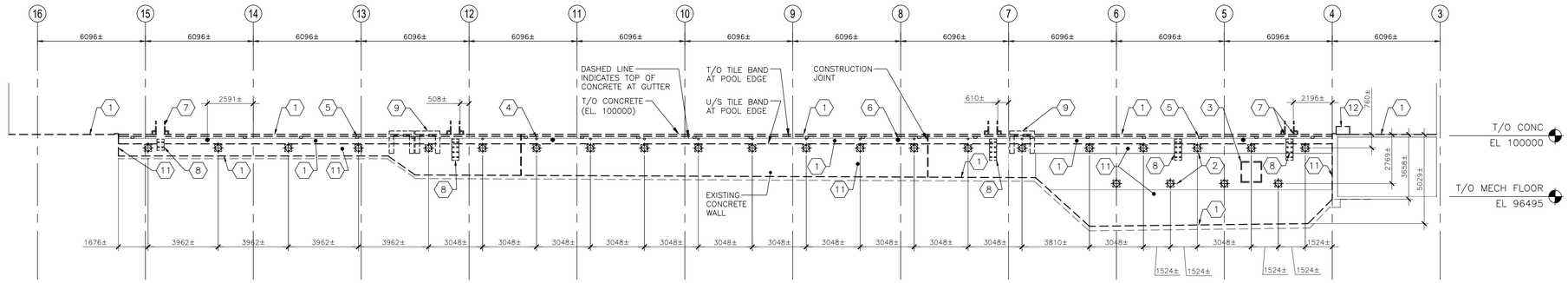

B S3.1 SOUTH ELEVATION
1:150

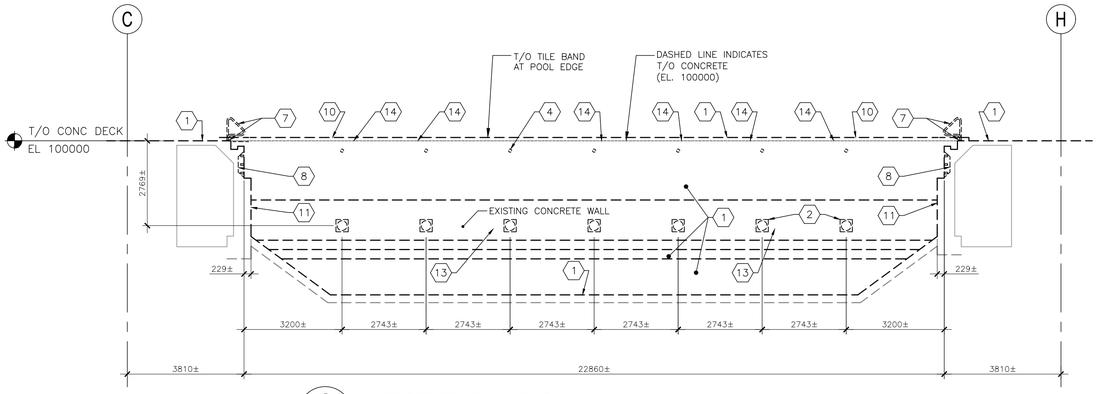

C S3.1 WEST ELEVATION
1:100

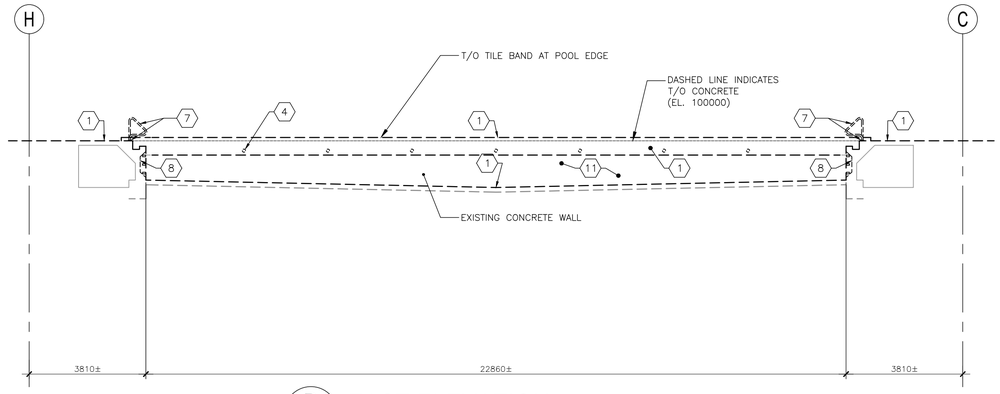

D S3.1 EAST ELEVATION
1:100

S3.1 DRAWING NOTES

1. PRIOR TO DEMOLITION, CONDUCT A 3D SCAN OF THE POOL AREA DECK, TANK WALLS AND TANK FLOOR. CREATE A DRAWING OF EXISTING CONDITIONS COMPLETE WITH DIMENSIONS TO FIXTURES, FURNISHINGS AND TANK MARKINGS. VERIFY DIMENSIONS FROM THE 3D SCAN AND DRAWING. SCAN AND DIMENSIONS SHALL BE USED FOR THE BASIS OF RE-INSTALLATION OF FURNISHINGS, FITTINGS AND MARKINGS.
2. PRIOR TO DEMOLITION REFER ALSO TO STRUCTURAL, ARCHITECTURAL AND ELECTRICAL DRAWINGS FOR PRE-DEMOLITION PREPARATIONS.
3. DISCONNECT AND REMOVE EXISTING FIXTURE GROUNDING SYSTEM. REFER TO ELECTRICAL.
4. MOVE SALVAGED AND STORED EQUIPMENT WITHIN EXTENT OF WORK AREA TO ACCOMMODATE WORK.

S3.1 TANK ELEVATIONS DEMOLITION KEYNOTES

1. EXISTING TILE SYSTEM: EXTENT OF REMOVAL OF MORTAR BED, TILE, GROUT, WATERPROOFING; AND ALL OTHER EXISTING MATERIALS TO SURFACE OF CONCRETE STRUCTURE (STIPULATED PRICE).
2. EXISTING UNDERWATER LIGHTING (STIPULATED PRICE): REMOVE AND DISCARD LIGHT FIXTURES AND FRAMES. INFILL WITH REPAIR MORTAR. REFER TO DRAWING S2.1. REFER ALSO TO ELECTRICAL.
3. FORMER THROUGH TANK WALL WINDOW (STIPULATED PRICE): PREVIOUSLY INFILLED. REMOVE AND DISCARD EXISTING COVER PLATE, FRAMING AND INFILL MATERIAL. INFILL WITH REPAIR MORTAR. REFER TO DRAWING S2.1A.
4. EXISTING ROPE ANCHORS (STIPULATED PRICE): REMOVE AND REPLACE AT EXISTING LOCATIONS. REFER TO DRAWINGS S2.1A & S2.1B FOR CONCRETE REPAIRS.
5. EXISTING SKIMMERS (STIPULATED PRICE): REMOVE AND REPLACE AT EXISTING LOCATIONS. REFER TO DRAWINGS S2.1A & S2.1B. REFER ALSO TO MECHANICAL.
6. EXISTING VACUUM PORTS (STIPULATED PRICE): REMOVE AND REPLACE AT EXISTING LOCATIONS. REFER TO DRAWING S2.1. REFER ALSO TO MECHANICAL.
7. EXISTING LADDER (TYPE 1) RAILING AND ANCHORS (STIPULATED PRICE): REMOVE AND REPLACE ANCHORS AT EXISTING LOCATIONS. REFER TO ARCHITECTURAL AND DRAWINGS S2.1A & S2.1B.
8. EXISTING LADDER (TYPE 1) RUNGS INSET INTO TANK WALL (STIPULATED PRICE): EXISTING CONCRETE LADDER RUNGS TO REMAIN. REMOVE MORTAR BED, TILE, GROUT, AND WATERPROOFING TO EXISTING CONCRETE.
9. EXISTING BULKHEAD DIVIDERS (STIPULATED PRICE): TEMPORARILY SUPPORT, PROTECT IN PLACE AND MOVE BULKHEAD DIVIDER AS REQUIRED TO ACCOMMODATE WORK OR TEMPORARILY SUPPORT, REMOVE FROM TANK, STORE AND PROTECT BULKHEAD DIVIDER WITHIN EXTENT OF WORK AREA FOR REINSTALLATION.
10. EXISTING SPRING BOARDS (STIPULATED PRICE): REMOVE SPRING BOARDS FROM PLATFORMS A, C AND D. CATALOGUE ASSOCIATED WORKS. REFURBISH AS SPECIFIED. REMOVE, SALVAGE AND STORE STAINLESS STEEL SUPPORTS FOR RE-INSTALLATION.
11. EXISTING COATING TO REMAIN, PROTECT IN PLACE. AT LOCATIONS OF CONCRETE REPAIR, PREPARE SURFACE AND PAINT TO MATCH EXISTING AS A UNIT PRICE.
12. EXISTING STARTING PLATFORMS AND ASSOCIATED ELECTRICAL COMPONENTS (STIPULATED PRICE): REMOVE, SALVAGE, STORE AND PROTECT WITHIN THE EXTENT OF WORK AREA FOR REINSTALLATION. REFER TO DRAWINGS S2.1A & S2.1B FOR REMOVAL AND REPLACEMENT OF STARTING PLATFORM BASE.
13. EXISTING BUBBLER SYSTEM THROUGH TANK WALL PORTS (STIPULATED PRICE): REMOVE AND REPLACE AT EXISTING LOCATION. REFER TO MECHANICAL. REFER TO DRAWINGS S2.1A & S2.1B FOR CONCRETE INSTALLATION.
14. EXISTING DIVE PLATFORM SPRAYER PORTS (STIPULATED PRICE): REMOVE AND REPLACE AT EXISTING LOCATION. REFER TO MECHANICAL. REFER TO DRAWINGS S2.1A & S2.1B FOR CONCRETE INSTALLATION.

2024-0660

CrosierKilgour
Structural Engineering & Building Performance

ENGINEERS GEOSCIENTISTS MANITOBA
Certificate of Authorization
Crosier Kilgour & Partners Ltd.
No. 235

No.	REVISION/DESCRIPTION	BY	DATE
0	ISSUED FOR CONSTRUCTION	DJM	2026-08-17

SEAL
PROVINCE OF MANITOBA
D.J. MIZAK
Member
20801
REGISTERED PROFESSIONAL ENGINEER
2026-08-17

2026-08-17 DATE	TRB DESIGNED	MS/SAS DRAWN	SMC CHECKED	DJM APPROVED

Winnipeg
THE CITY OF WINNIPEG
ASSETS & PROJECT MANAGEMENT DEPARTMENT
MUNICIPAL ACCOMMODATIONS DIVISION
3-65 GARRY STREET, R3C 4K4

PROJECT
PAN AM POOL
POOL RENEWAL

25 POSEIDON BAY

SHEET TITLE
TANK ELEVATIONS TILING AND WATERPROOFING - DEMOLITION

SCALE	PROJECT No:	SHEET No:
AS SHOWN	2024-0660	S3.1

DRAWING SHEET SIZE: A1 (594x841) PLOT 1:1