

A S3.2 NORTH ELEVATION
1:150

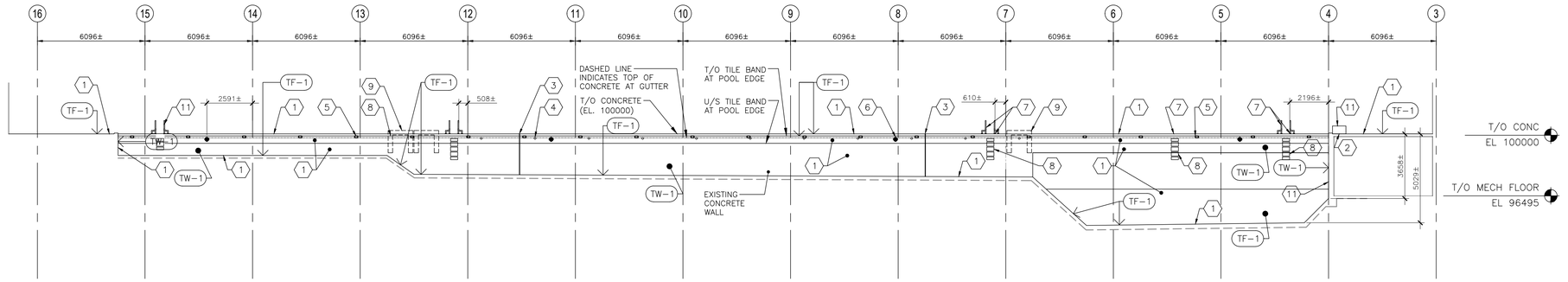

B S3.2 SOUTH ELEVATION
1:150

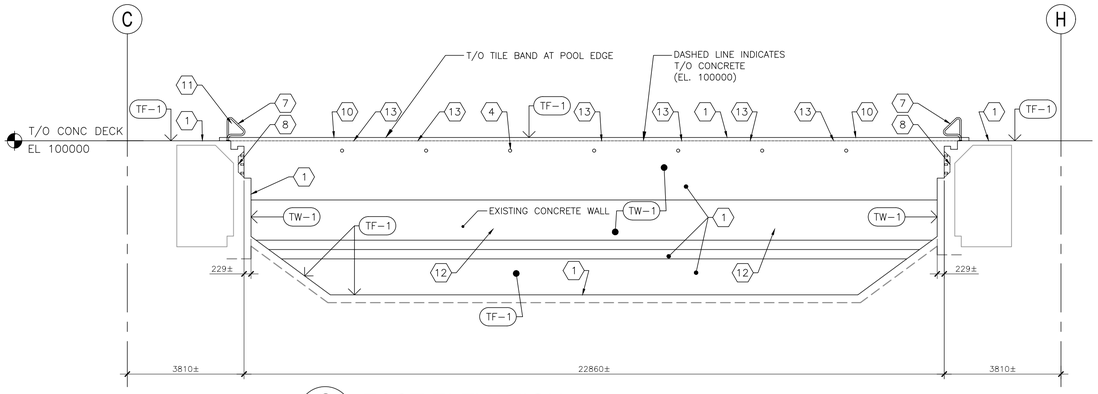

C S3.2 EAST ELEVATION
1:100

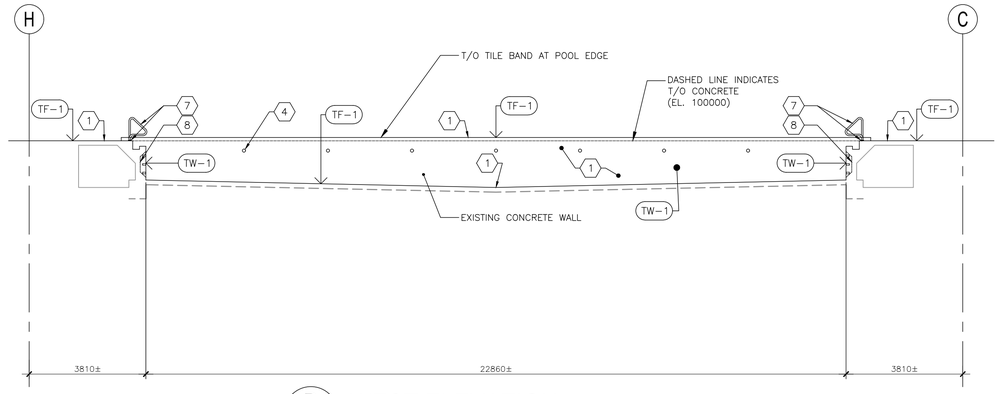

D S3.2 WEST ELEVATION
1:100

S3.2 DRAWING NOTES

1. UNLESS OTHERWISE NOTED, INSTALL FIXTURES, FURNISHINGS AND FITTINGS AT EXISTING LOCATIONS ACCORDING TO THE 3D SCAN AND DRAWINGS CREATED.
2. INSTALL GROUNDING SYSTEM TO FIXTURES. REFER TO ELECTRICAL.
3. REPAIR CONCRETE SUBSTRATES AND PREPARE SURFACES PRIOR TO INSTALLATION OF TILING ASSEMBLY AS SPECIFIED AND SHOWN ON DRAWINGS.
4. REFER TO DETAIL X/SX.X FOR TYPICAL TILE AND WATERPROOFING INSTALLATION AT CONDUIT FLOOR PENETRATIONS.
5. REFER TO ARCHITECTURAL DRAWINGS FOR TILE LAYOUT, WALL MARKERS, ETC.

WATERPROOFING ASSEMBLIES LEGEND

TF-1

- TILE (SEE ARCH)
- GROUT JOINT
- TILE SETTING MORTAR
- WATERPROOFING MEMBRANE
- MORTAR BED (THICKNESS VARIES, TO MATCH EXIST: SITE CONFIRM 38±)
- BONDING AGENT
- EXISTING CONCRETE SUBSTRATE

TW-1

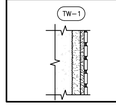

- TILE (SEE ARCH)
- GROUT JOINT
- TILE SETTING MORTAR
- WATERPROOFING MEMBRANE
- MORTAR BED (THICKNESS VARIES, TO MATCH EXIST: SITE CONFIRM 38±)
- BONDING AGENT
- EXISTING CONCRETE SUBSTRATE

S3.2 TANK ELEVATIONS CONSTRUCTION KEYNOTES

1. MORTAR BED, TILE, GROUT AND WATERPROOFING SYSTEM (STIPULATED PRICE): PROVIDE SYSTEM AS SPECIFIED. REFER TO STRUCTURAL TILING AND WATERPROOFING DETAILS. REFER TO ARCHITECTURAL FOR TILE LAYOUT.
2. MORTAR BED, TILE, GROUT AND WATERPROOFING SYSTEM AT STARTING PLATFORM BASE (STIPULATED PRICE): PROVIDE SYSTEM AS SPECIFIED. REFER TO STRUCTURAL TILING AND WATERPROOFING DETAILS. REFER TO ARCHITECTURAL FOR TILE LAYOUT.
3. CONSTRUCTION JOINT (STIPULATED PRICE): REFER TO WATERPROOFING AND TILING DETAIL 9/S5.4.
4. ROPE ANCHORS (STIPULATED PRICE): INSTALL AT EXISTING LOCATIONS. REFER TO DRAWINGS S2.1A & S2.1B, REFER TO WATERPROOFING AND TILING DETAIL 8/S5.4.
5. SKIMMERS (STIPULATED PRICE): INSTALL AT EXISTING LOCATIONS. REFER TO DRAWING S2.1, REFER TO WATERPROOFING AND TILING DETAIL 3/S5.4. REFER ALSO TO MECHANICAL.
6. VACUUM PORTS (STIPULATED PRICE): INSTALL AT EXISTING LOCATIONS. REFER TO DRAWINGS S2.1A & S2.1B, REFER TO WATERPROOFING AND TILING DETAIL 4/S5.4. REFER ALSO TO MECHANICAL.
7. EXISTING LADDER (TYPE 1) RAILING AND ANCHORS (STIPULATED PRICE): REFER TO ARCHITECTURAL. REFER TO DRAWING S2.1A AND S2.1B FOR ANCHOR INSTALLATION. REFER TO TILING AND WATERPROOFING DETAIL 7/S5.4.
8. MORTAR BED, TILE, GROUT AND WATERPROOFING SYSTEM AT LADDER (TYPE 1) RUNGS INSET INTO TANK WALL (STIPULATED PRICE): PROVIDE SYSTEM AS SPECIFIED. REFER TO STRUCTURAL TILING AND WATERPROOFING DETAILS. REFER TO ARCHITECTURAL FOR TILE LAYOUT.
9. DIVIDER BULKHEADS (STIPULATED PRICE): RE-INSTALL SALVAGED DIVIDER BULKHEADS. TEMPORARILY SUPPORT IN PLACE UNTIL TANK IS FILLED WITH WATER.
10. EXISTING SPRING BOARDS (STIPULATED PRICE): REINSTALL REFURBISHED COMPONENTS AND SALVAGED STAINLESS STEEL SUPPORT AND SPRING BOARDS TO PLATFORMS A, C AND D. REFER TO DRAWING S4.6.
11. STARTING PLATFORMS AND ASSOCIATED ELECTRICAL COMPONENTS (STIPULATED PRICE): REINSTALL SALVAGED PLATFORMS AT EXISTING LOCATIONS. REFER TO ARCHITECTURAL AND ELECTRICAL.
12. BUBBLER PORT (STIPULATED PRICE): PROVIDE REPLACEMENT BUBBLER PORT. REFER TO S2.1A FOR CONCRETE INSTALLATION. WATERPROOFING AND TILING SIMILAR TO DETAIL 4/S5.4.
13. DIVE PLATFORM WATER SPRAYER (STIPULATED PRICE): PROVIDE REPLACEMENT SPRAYER. REFER TO S2.1A FOR CONCRETE INSTALLATION. WATERPROOFING AND TILING SIMILAR TO DETAIL 4/S5.4.

2024-0660

CrosierKilgour
Structural Engineering & Building Performance

ENGINEERS GEOSCIENTISTS MANITOBA
Certificate of Authorization
Crosier Kilgour & Partners Ltd.
No. 235

No.	REVISION/DESCRIPTION	BY	DATE
0	ISSUED FOR CONSTRUCTION	DJM	2026-08-17

SEAL

PROVINCE OF MANITOBA
D.J. MIZAK
Member
20801
REGISTERED PROFESSIONAL ENGINEER

2026-08-17

2026-08-17 DATE	TRB DESIGNED	MS/SAS DRAWN	SMC CHECKED	DJM APPROVED

Winnipeg

THE CITY OF WINNIPEG
ASSETS & PROJECT MANAGEMENT DEPARTMENT
MUNICIPAL ACCOMMODATIONS DIVISION
3-65 GARRY STREET, R3C 4K4

PROJECT
PAN AM POOL
POOL RENEWAL

25 POSEIDON BAY

SHEET TITLE
TANK ELEVATIONS TILING AND WATERPROOFING - NEW CONSTRUCTION

SCALE	PROJECT No:	SHEET No:
AS SHOWN	2024-0660	S3.2

DRAWING SHEET SIZE: A1 (594x841) PLOT 1:1