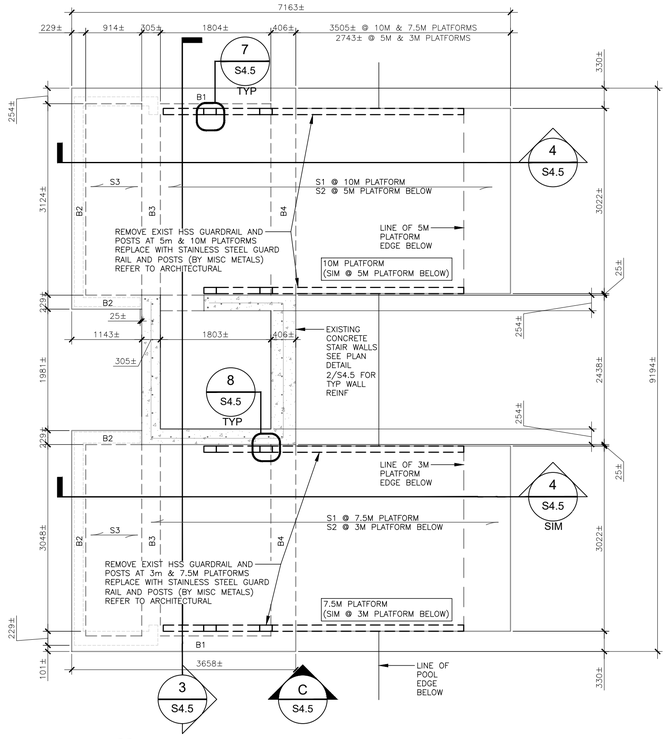

1 S4.5 DIVING PLATFORM 'B' PLAN VIEW
1:50

PLATFORM B BEAM SCHEDULE

MARK	DESCRIPTION
B1	EXISTING 254 x 550± CONCRETE BEAM R/W 2-#6 TOP & BOTTOM BEND 450 AROUND CORNER #3 STIRRUPS @ 300± O/C
B2	EXISTING 225 x 1330± CONCRETE BEAM R/W 2-#6 TOP & BOTTOM 2-#5 AT MID DEPTH #3 STIRRUPS @ 450± O/C (REINF EXTENDS INTO STAIR WALL)
B3	EXISTING 305 x 550± CONCRETE BEAM R/W 3-#10 TOP, 3-#7 BOTTOM #3 STIRRUPS @ 305± O/C (REINF EXTENDS INTO STAIR WALL)
B4	EXISTING 406 x 584± CONCRETE BEAM R/W 6-#8 TOP (2 LAYERS), 3-#7 BOTTOM #3 STIRRUPS @ 305± O/C

PLATFORM B SLAB SCHEDULE

MARK	DESCRIPTION
S1	EXISTING 305± CONCRETE SLAB TAPERED TO 100± R/W #6 @ 200 O/C TOP , #5 @ 300 O/C BOTTOM (BENT TO TAPER), #4 T.S. @ 600 O/C TOP & BOTTOM, ADD'L #6 x 1372 LG BAR ALT TOP & BOTTOM AT SLAB NOSE
S2	EXISTING 305± CONCRETE SLAB TAPERED TO 227± R/W #6 @ 300 O/C TOP , #5 @ 300 O/C BOTTOM (BENT TO TAPER), #4 T.S. @ 600 O/C TOP & BOTTOM, ADD'L #6 x 1372 LG BAR ALT TOP & BOTTOM AT SLAB NOSE
S3	EXISTING 305± CONCRETE SLAB R/W #4 @ 400± O/C EACH WAY TOP & BOTTOM

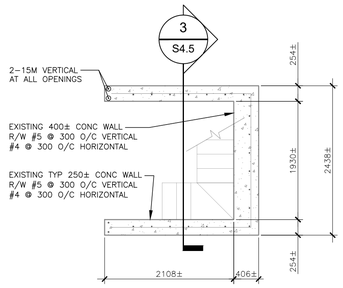

2 S4.5 STAIR PLAN DETAIL
1:50 (DECK LEVEL)

NOTE:
LOCATIONS OF CONCRETE REPAIRS SHOWN SCHEMATICALLY ON SECTION. ACTUAL LOCATIONS AND EXTENTS TO BE SITE DETERMINED BY CONTRACT ADMINISTRATOR IN THE PRESENCE OF AND WITH THE ASSISTANCE OF THE CONTRACTOR.

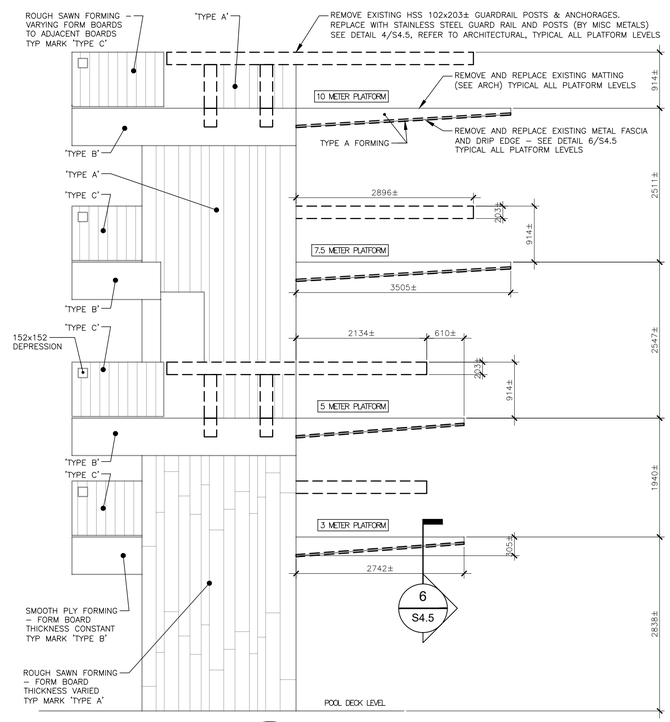

C S4.5 NORTH ELEVATION
1:50

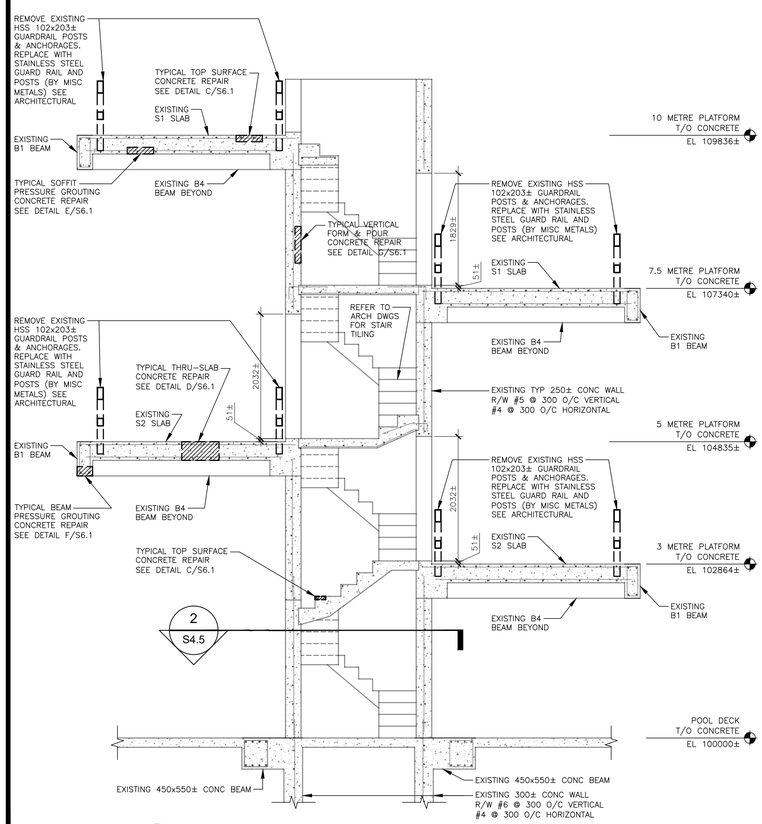

3 S4.5 DIVING PLATFORM 'B' SECTION
1:50

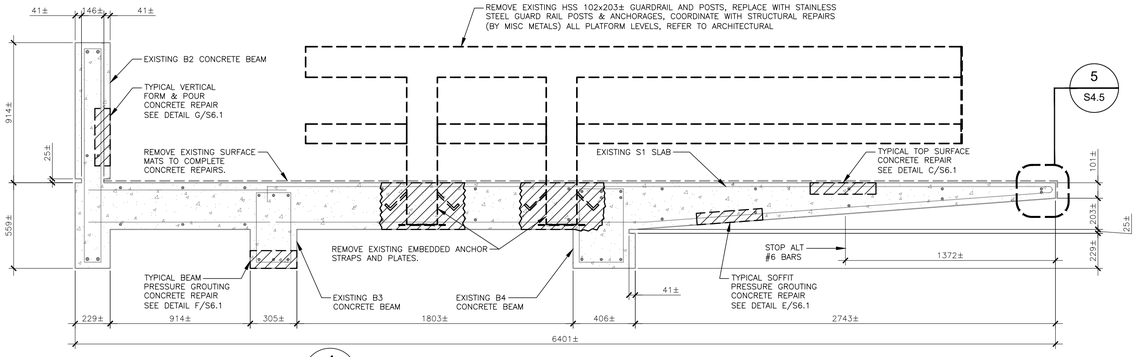

4 S4.5 HANDRAIL DETAIL
1:20

- SIMILAR AT HANDRAILS ADJACENT TO CONCRETE STAIR WALL
- PREPARE SURFACES AND PAINT CONCRETE REPAIR LOCATION PATCHES

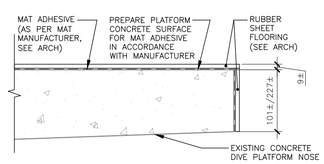

5 S4.5 PLATFORM NOSE DETAIL
1:5

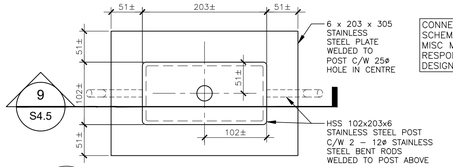

9 S4.5

7 S4.5 BASEPLATE PLAN DETAIL
1:5 PERIMETER POSTS

CONNECTION DETAILS ARE SCHEMATIC ONLY. MISC METALS SUPPLIER RESPONSIBLE FOR DESIGN OF CONNECTIONS.

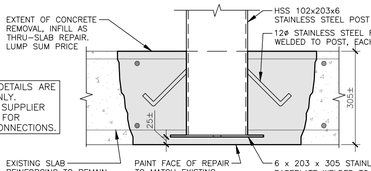

9 S4.5 TYPICAL BASEPLATE DETAIL
1:10 PERIMETER POSTS

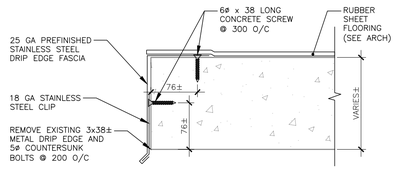

6 S4.5 PLATFORM EDGE DETAIL
1:5

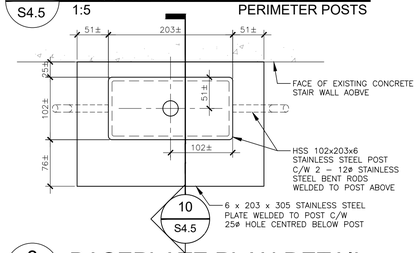

10 S4.5

8 S4.5 BASEPLATE PLAN DETAIL
1:5 POSTS ADJ. TO CONC STAIR WALL

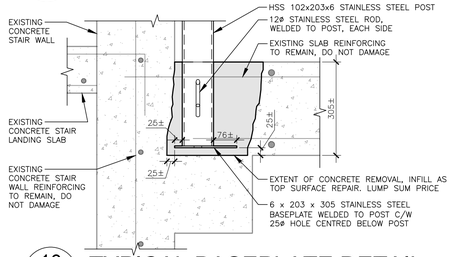

10 S4.5 TYPICAL BASEPLATE DETAIL
1:10 POSTS ADJ. TO CONC STAIR WALL

2024-0660

CrosierKilgour
Structural Engineering & Building Performance

ENGINEERS GEOSCIENTISTS MANITOBA
Certificate of Authorization
Crosier Kilgour & Partners Ltd.
No. 235

No.	REVISION/DESCRIPTION	BY	DATE
0	ISSUED FOR CONSTRUCTION	DJM	2026-08-17

SEAL

PROVINCE OF MANITOBA
D.J. MIZAK
Member
20801
REGISTERED PROFESSIONAL ENGINEER
2026-08-17

2026-08-17 DATE	TRB DESIGNED	MS/SAS DRAWN	SMC CHECKED	DJM APPROVED

Winnipeg
THE CITY OF WINNIPEG
ASSETS & PROJECT MANAGEMENT DEPARTMENT
MUNICIPAL ACCOMMODATIONS DIVISION
3-65 GARRY STREET, R3C 4K4

PROJECT
PAN AM POOL
POOL RENEWAL

25 POSEIDON BAY

SHEET TITLE
DIVING TOWER PLATFORM 'B'
PLAN, ELEVATION, SECTIONS & DETAILS
STRUCTURAL REPAIRS

SCALE	PROJECT No:	SHEET No:
AS SHOWN	2024-0660	S4.5

DRAWING SHEET SIZE: A1 (594x841) PLOT 1:1