## NOTES:

1. ALL ITEMS SHOWN BOLD AND BLACK INDICATE NEW CONSTRUCTION. SOLID AND GREY LINES INDICATE EXISTING TO REMAIN.
2. PERFORM WORK IN ACCIRDANCE WITH ALL APPLICABLE CODES AND REGULATION.
3. CONTRACTOR TO PROVIDE SUPPORT FOR PIPING AND FITTINGS IN ACCORDANCE WITH SPECIFICATION SECTION 23 05 29 AND AS PER MANUFACTURER'S RECOMMENDATIONS.
4. COORDINATE PLUMBING LINES AND FIXTURE/EQUIPMENT WITH OTHER DISCIPLINES.
5. PERFORM AIR BALANCING AFTER PHASE 1, 2 AND PIPING MODIFICATIONS ARE COMPLETE.

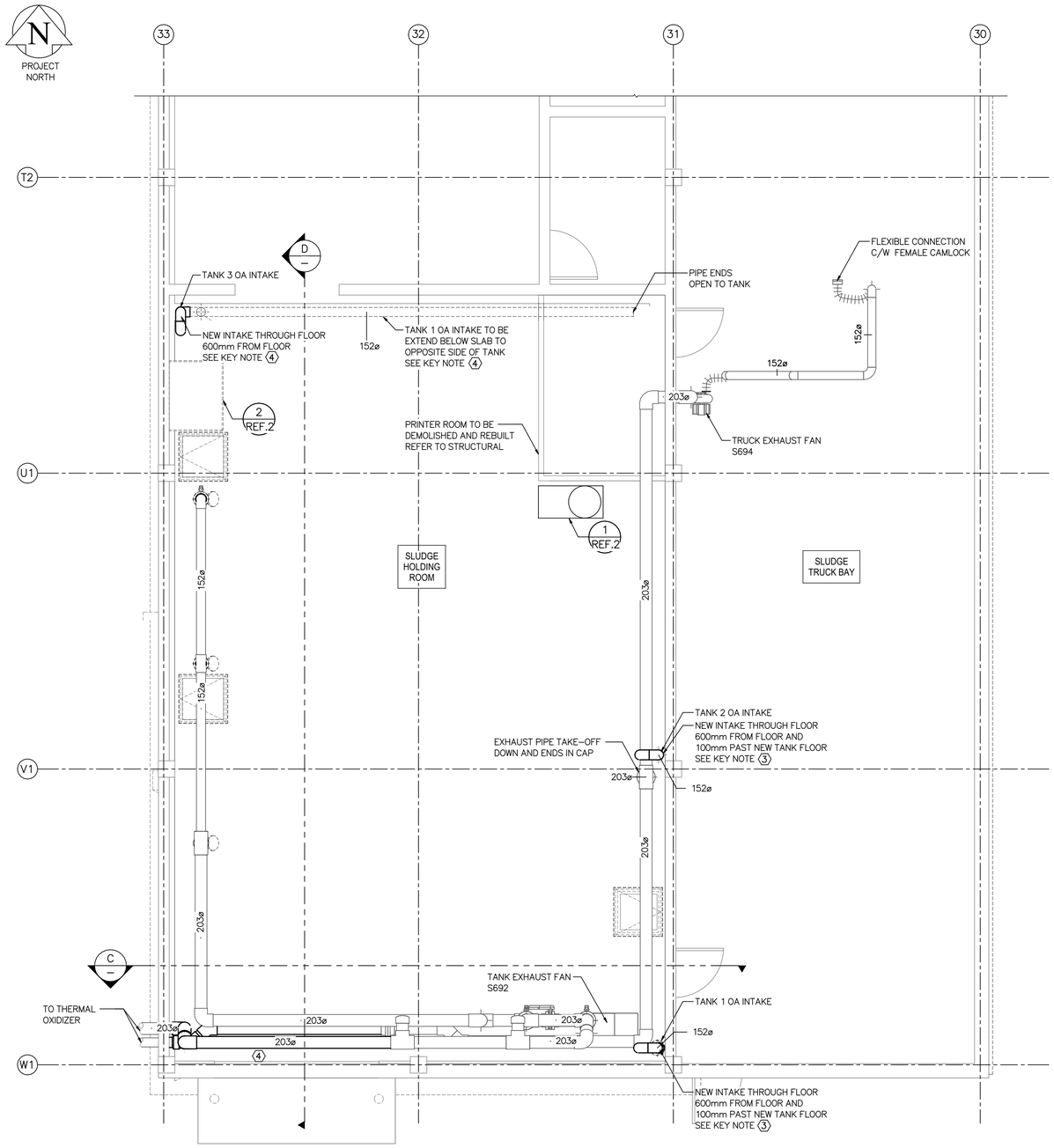


MAIN LEVEL – NEW WORK PLAN (EL. 233.476m)
SCALE: 1 : 50

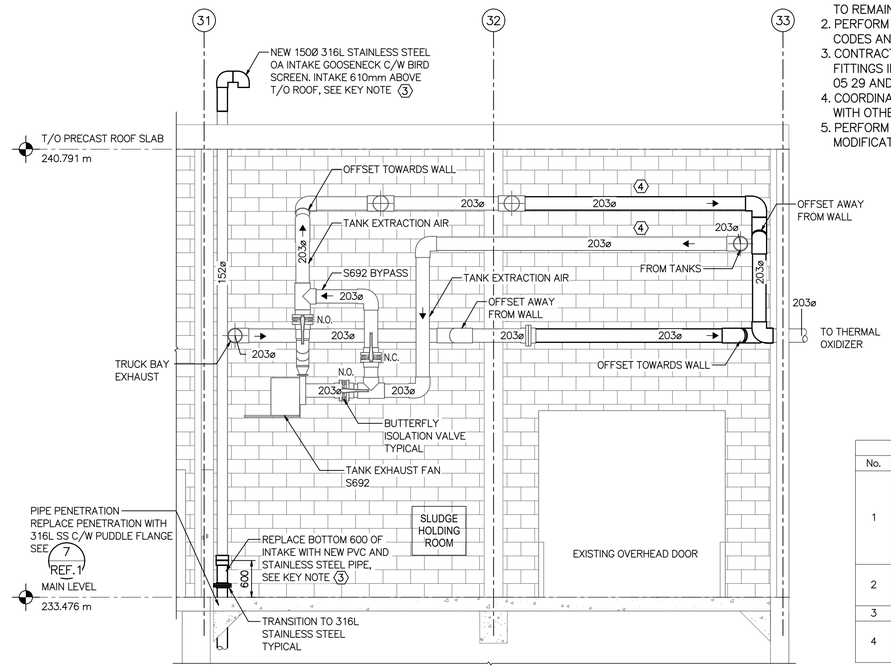


C — SECTION – NEW WORK
SCALE: 1 : 50

| KEYNOTES # | |
|---|---|
| No. | NOTE |
| 1 | NEW BUTTERFLY ISOLATION VALVE AND BLIND FLANGE TO BE INSTALLED IN PHASE 1. TEMPORARY VENTILATION SYSTEM TO BE CONNECTED TO BLIND FLANGES FOR TANK(S) IN SERVICE DURING PHASE 2, ISOLATION VALVES TO BE IN CLOSED POSITION WITH LOCKOUT TAGS. TIE NEW VALVES INTO EXISTING VENTILATION SYSTEM AFTER PHASE 2 IS COMPLETE. |
| 2 | NEW BUTTERFLY ISOLATION VALVE AND ASSOCIATED PIPING TO BE INSTALLED IN PHASE 2 AFTER PERMANENT VENTILATION SYSTEM IS TAKEN OUT OF SERVICE. |
| 3 | NEW PIPING TO BE INSTALLED IN PHASE 1. |
| 4 | NEW PIPING TO BE INSTALLED IN PHASE 2 AFTER PERMANENT VENTILATION SYSTEM IS TAKEN OUT OF SERVICE. |

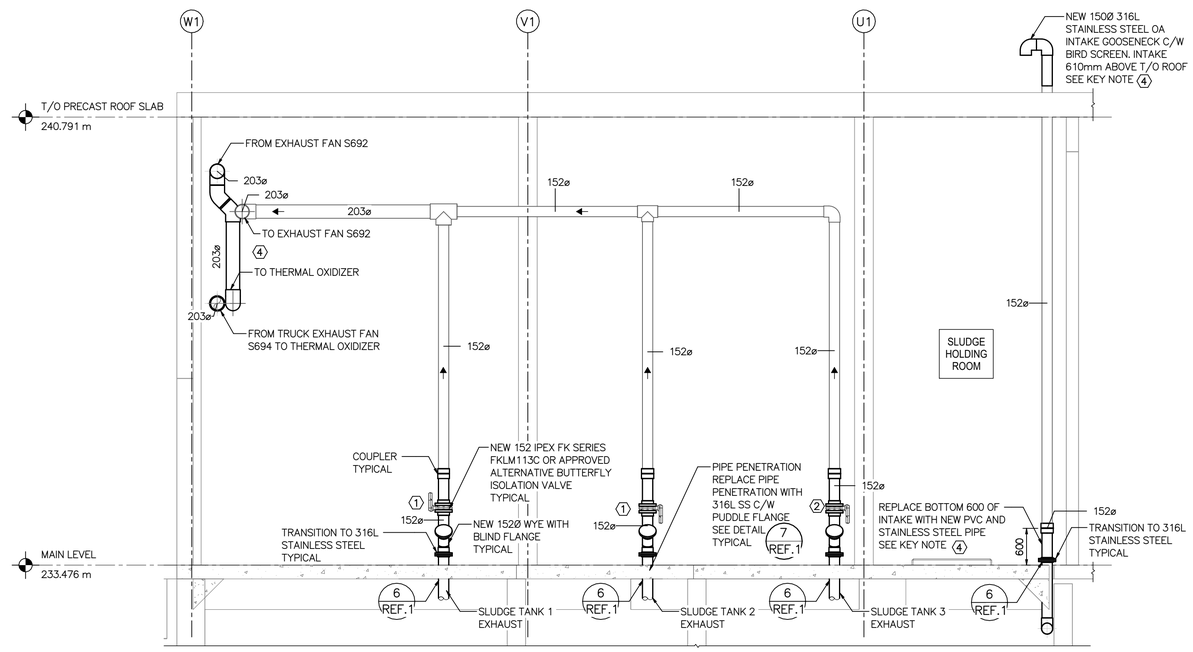


D — SECTION – NEW WORK
SCALE: 1 : 50

| NO. | DRAWING NUMBER | REFERENCE DRAWINGS TITLE |
|---|---|---|
| 9 | | |
| 8 | | |
| 7 | | |
| 6 | | |
| 5 | | |
| 4 | | |
| 3 | | |
| 2 | 1–0102–MGAD–DD52 | MECHANICAL – EQUIPMENT REMOVAL AND REINSTALLATION |
| 1 | 1–0102–PDTL–D001 | PROCESS – DETAILS |

METRIC
WHOLE NUMBERS INDICATE MILLIMETERS
DECIMALIZED NUMBERS INDICATE METERS
1.25 0 1.25 2.5m
1 : 50

ENGINEERS GEOSCIENTISTS MANITOBA
Certificate of Authorization
MPE Engineering Ltd.
No. 5643 Date: 2026–01–13

| NO. | REVISIONS | DATE | DESIGN | CHECK |
|---|---|---|---|---|
| 00 | ISSUED FOR CONSTRUCTION, TENDER NUMBER: 7–2026 | 2026–01–13 | PPG | PPG |

MPE a division of Englobe

| | |
|---|---|
| DESIGNED BY: B. DRADER | CHECKED BY: P. GEORTZEN |
| DRAWN BY: J. BALVERDE | APPROVED BY: P. GEORTZEN |
| SCALE: 1 : 50 | RELEASED FOR CONSTRUCTION BY: DATE: |
| DATE: 2026–01–13 | |
| CONSULTANT NO.: 8400–010–00 | |

ENGINEER'S SEAL
PROVINCE OF MANITOBA P.P. GOERTZEN Member 43822 REGISTERED PROFESSIONAL ENGINEER
2026–01–13
REV 00

Winnipeg THE CITY OF WINNIPEG WATER AND WASTE DEPARTMENT

SOUTH END SEWAGE TREATMENT PLANT (SEWPCC)
SEWPCC SLUDGE HOLDING TANKS REFURBISHMENT
AREA D – FERMENTERS/SLUDGE THICKENERS
MECHANICAL
NEW WORK – VENTILATION – PLAN AND SECTIONS

| CITY DRAWING NUMBER | SHEET | REV. | SIZE |
|---|---|---|---|
| 1–0102–MGAD–D605 | | 00 | A1 |

M:\N-Data\84\00 City of Winnipeg\010 - WEWPCC SEWPCC Sludge Holding Tank Rehabilitation\AutoDesk\Revit\8400-10-00_South Bldg_Mech_V24.rvt