

**Notes:**

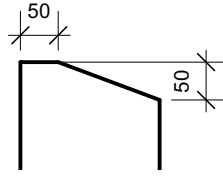
1. Install fence members square, plumb, level & true.
2. Backfill limestone in 150 mm lifts, tamp ea. lift thoroughly.
3. Posts to follow natural contour of land except for small undulations that would reduce aesthetic appearance of finished project.
4. Treat cuts and damages to timber surface in field w/ suitable preservative for outdoor use.
5. A combination of brown and green PT timber will not be accepted, unless approved in writing by Contract Administrator.
6. Surplus material to be legally dispose of off site.

Drawing Title:

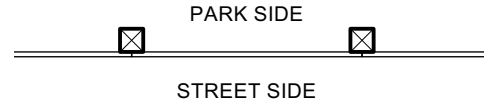
# HEAVY DUTY POST AND WOOD FENCING

Drawing No:

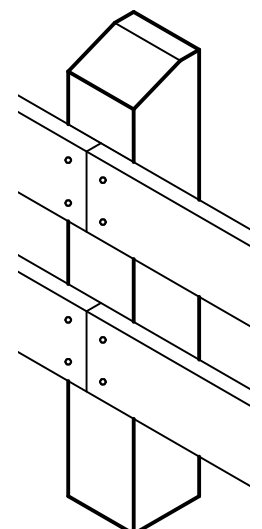
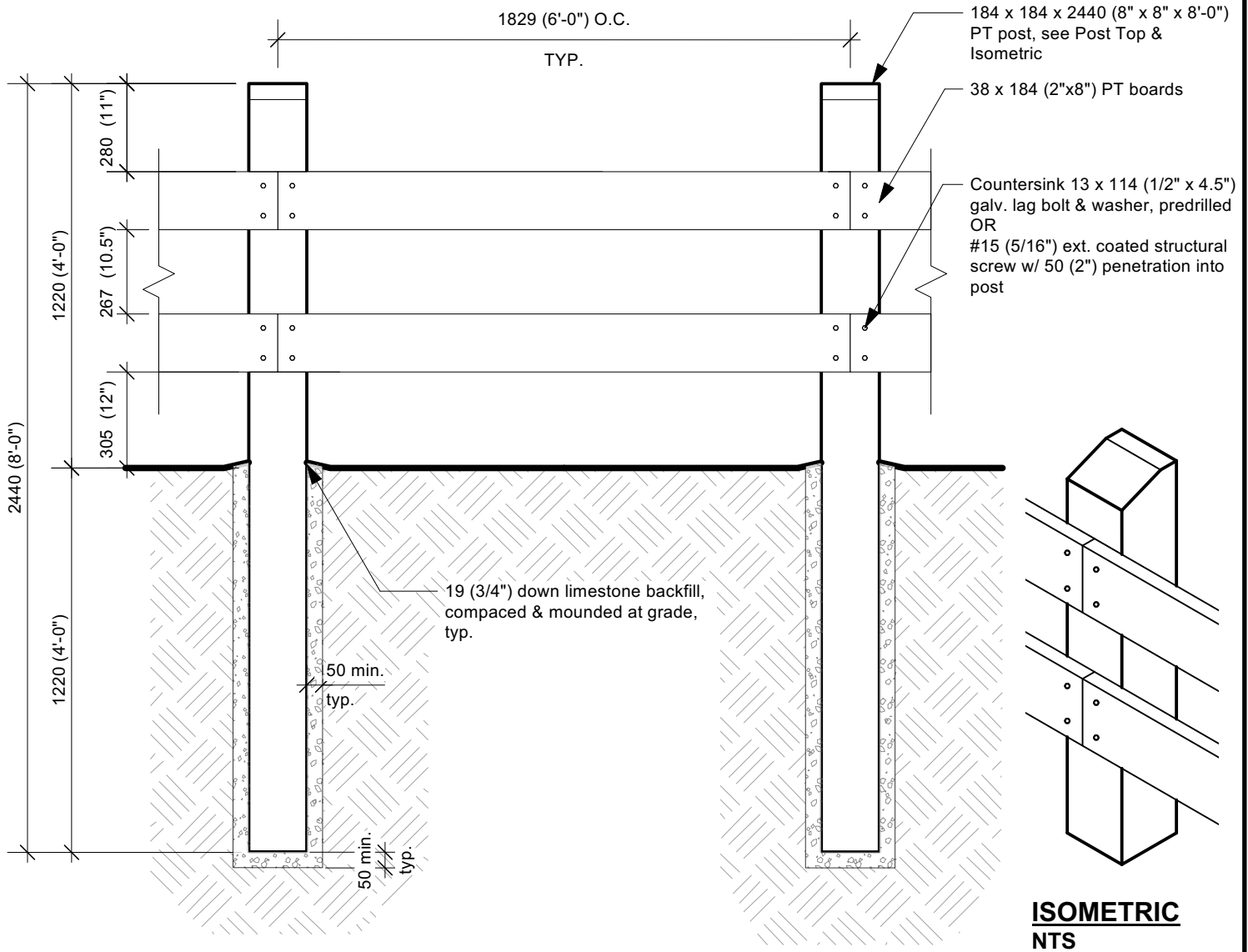
## SCD-105H



**POST TOP  
NTS**



**PLAN VIEW  
NTS**



**ISOMETRIC  
NTS**

**STREET SIDE ELEVATION  
NTS**

DIMENSIONS SHOWN ARE IN MILLIMETRES UNLESS OTHERWISE SPECIFIED

REVISION: 1  
 DATE: May 3/21  
 SCALE: N.T.S  
 DRAWN BY: IM/LL

The City of Winnipeg  
 Planning, Property and Development Department  
 Planning and Land Use Division  
 Unit 15 - 30 Fort Street, Winnipeg, MB, R3C 4X5

