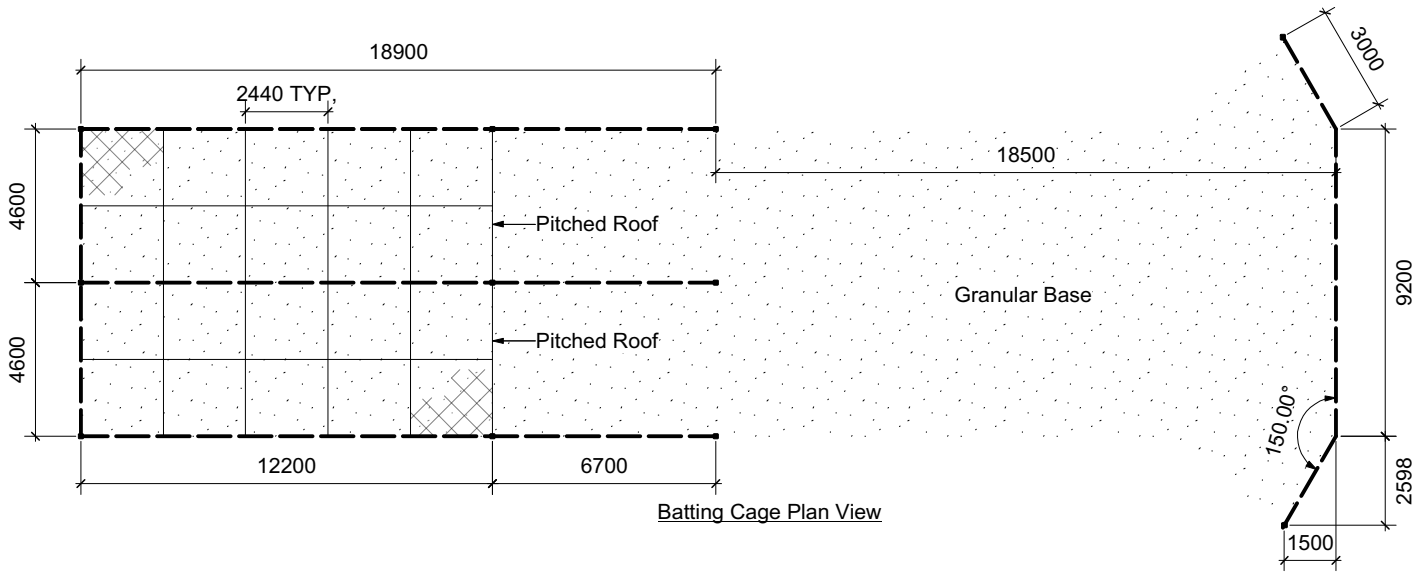


Drawing Title:

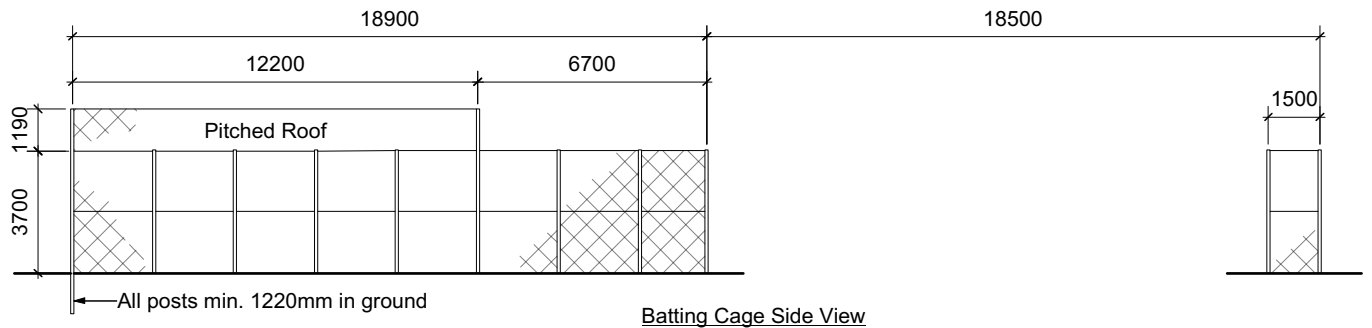
CRICKET BATTING CAGE

Drawing No:

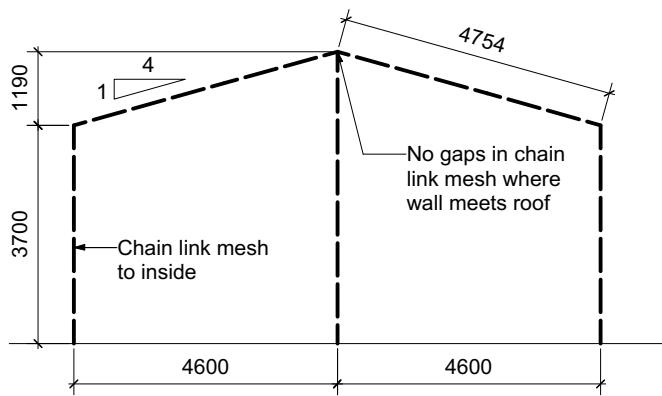
SCD-377



Batting Cage Plan View



Batting Cage Side View



Batting Cage Front View

Notes:

1. Chain link batting cage to CW 3550
2. Corner posts 89mm OD SS 30
3. Roof supports 60mm OD SS 30
4. Rails 43mm OD SS 30
5. 9ga Mesh
6. Contractor must supply shop drawings for the batting cage to the Contract Administrator

DIMENSIONS SHOWN ARE IN MILLIMETRES UNLESS OTHERWISE SPECIFIED

Revision:

DATE: Dec 20, 2019
 SCALE: N.T.S.
 DRAWN BY: GZ

The City of Winnipeg
 Planning, Property and Development Department
 Planning and Land Use Division
 Unit 15 - 30 Fort Street, Winnipeg, MB, R3C 4X5

